

**IN THE SUPERIOR COURT OF THE VIRGIN ISLANDS  
DIVISION OF ST. CROIX**

|  |   |                          |
|--|---|--------------------------|
| WALEED HAMED, as Executor of the           | ) |                          |
| Estate of MOHAMMAD HAMED,                  | ) |                          |
|  | ) |                          |
| Plaintiff/Counterclaim Defendant,          | ) | CIVIL NO. SX-12-CV-370   |
| v.   | ) |                          |
|  | ) |                          |
| FATHI YUSUF and UNITED CORPORATION,        | ) | ACTION FOR INJUNCTIVE    |
|  | ) | RELIEF, DECLARATORY      |
|  | ) | JUDGMENT, AND            |
| Defendants/Counterclaimants,               | ) | PARTNERSHIP DISSOLUTION, |
| v.   | ) | WIND UP, AND ACCOUNTING  |
|  | ) |                          |
| WALEED HAMED, WAHEED HAMED,                | ) |                          |
| MUFEED HAMED, HISHAM HAMED, and            | ) |                          |
| PLESSEN ENTERPRISES, INC.,                 | ) |                          |
|  | ) |                          |
| <u>Additional Counterclaim Defendants.</u> | ) | Consolidated With        |
|  | ) |                          |
| WALEED HAMED, as Executor of the           | ) |                          |
| Estate of MOHAMMAD HAMED,                  | ) |                          |
|  | ) |                          |
| Plaintiff,                                 | ) | CIVIL NO. SX-14-CV-287   |
| v.   | ) |                          |
|  | ) |                          |
| UNITED CORPORATION,                        | ) | ACTION FOR DAMAGES AND   |
|  | ) | DECLARATORY JUDGMENT     |
| <u>Defendant.</u>                          | ) |                          |
|  | ) |                          |
| WALEED HAMED, as Executor of the           | ) |                          |
| Estate of MOHAMMAD HAMED,                  | ) |                          |
|  | ) |                          |
| Plaintiff,                                 | ) | CIVIL NO. SX-14-CV-278   |
| v.   | ) |                          |
|  | ) |                          |
| FATHI YUSUF,                               | ) | ACTION FOR DEBT AND      |
|  | ) | CONVERSION               |
| <u>Defendant.</u>                          | ) |                          |

**YUSUF’S OPPOSITION TO HAMED’S MOTION TO COMPEL  
AS TO YUSUF CLAIM Y-7 – LEDGER BALANCE OWED TO UNITED AND YUSUF  
CLAIM Y-9 UNREIMBURSED TRANSFERS FROM UNITED**

Defendant/counterclaimant Fathi Yusuf (“Yusuf”) and United Corporation (“United”), through their undersigned counsel, respectfully submits this Opposition to Hamed’s Motion to Compel as to Yusuf Claim Y-7 – Ledger Balance Owed to United and Yusuf Claim Y-9 Unreimbursed Transfers from United as follows:

**I. Hamed’s Discovery Remains Objectionable.**

Hamed submitted Interrogatories which quote large swaths of prior testimony and reference exhibits that are not attached and which ask compounding upon compounding questions. For example:

**Interrogatory 15 of 50:**

Interrogatory 15 of 50 relates to Claim Y-y- as described in Hamed’s November 16, 2017 Motion for a Hearing Before Special Master as “Ledger Balances Owed United” and Exhibit H to Yusuf’s Original Claims, Ledger Sheet Reflecting United’s Payments for Plaza Extra.

Please fully describe Exhibit H “Ledger Sheets Reflecting United’s Payments for Plaza Extra,” including, but not limited to, the physical location where this ledger sheet was found, who first found this ledger sheet, how this ledger sheet made it to its physical location, when the ledger sheet was placed in the location where it was found, whether the FBI ever had possession of this ledger sheet and if so, the dates of that possession, whether the ledger sheet is part of a larger document, and if so, the total number of pages in the larger document, an explanation of each entry on the ledger sheet, including, but not limited to, the date of each transaction reflected in each entry (including the year), a description of each entry (*e.g.*, what is the name of the person the bedroom set in 1998 was purchased for), an explanation of why each entry is a business expense of the Partnership, and a description of the documents supporting each expenditure description (*e.g.*, an invoice). Also, for each such entry, state the length of time that passed between each entry and the date the FBI seized the document – with a description of all bank, investment and other documents referenced in the exhibit or your explanation.

Defendants objected on the grounds that the Interrogatory was vague, ambiguous and compound and operated as an end run as to the agreed upon limited number of interrogatories that could be propounded. This Interrogatory contains 14 separate questions as to each entry including a history of the chain of custody of the ledger.

Likewise, Hamed's Interrogatories 44, 45 and 47 contain extensive quotations from testimony and references to exhibits not included and thus, are vague, ambiguous and compound.

To demonstrate the unusual nature of the interrogatories, they are fully reproduced herein:

Page 4 - Hamed's 7th Claims Interrogatories - 42-48

**Interrogatory 44 of 50:**

Keeping in mind that Maher Yusuf was testifying for United (as its President) in this deposition (it is captioned "30(B)(6) OF UNITED CORP. - MAHER "MIKE" YUSUF) and that Maher Yusuf's testimony, most clearly at pages 73-75, is that the receipts that were added to "calculate" \$1.6 million figure and in the Black Books and ledgers were **not** between Hamed and United, but **rather** between the Hameds and the Yusufs -- correcting amounts in the supermarket partnership, not with United.

Q. (Mr. Hartmann) Okay. And I now am going to show you an Exhibit numbered 149, which is Bates numbered at the upper right-hand corner, HAMD200105, and is a letter addressed on United Corporation stationery to Mr. Mohammad Hamed on August 22nd, 2012 from Fathi Yusuf. Did -- did Fathi Yusuf draw up this letter, or did you?

A. I don't recall if it was me, or me and him, or me alone. I -- I -- I don't -- I don't remember.

Q. Okay. But both of these letters were sent from Fathi Yusuf, right?

A. Yes.

Q. Okay. As a matter of fact, let's look at -- at 144. That's the one with the math on it, or 146, whichever you want.

A. Okay.

Q. Yeah, it's the same one. What does the signature on 144 or 146 say? Whose signature is that?

A. That's my signa --

Q. You recognize it?

A. -- my signature.

Q. Your signature. But it says, For the Fathi Yusuf, right?

A. Right.

Q. Why would Fathi Yusuf -- you were the president, right, of United?

A. Yes.

**Q. And -- and these were not adjustments for United Corporation, these were adjustments for Plaza Extra Supermarkets, is that correct?**

**A. Yes.**

**Q. Is that why Fathi Yusuf's name appears on all three of these, because these are partnership reconciliations?**

**A. Yes. It's for -- it's withdrawals from the store.**

Q. Okay.

A. I mean, what's so hard in that?

Q. Nothing.

explain in detail, including reference to the phrases "these were **not** adjustments for United Corporation" but were "partnership reconciliations", any applicable documents, dates, conversations, to whom (or what entity) the amounts are owed, witnesses, to what person or entity United and Mike Yusuf as its President understood the claims against Hamed were owed on April 3, 2014 and if, how and why that has since changed.

*See also Interrogatory No. 45:*

**Interrogatory 45 of 50:**

Similarly, Maher Yusuf testified that the ledger excerpts sent in regard to this case were not the full set of all such ledgers, most clearly at pages 57-58:

A. I mean, Mr. Mohammad was pulling, you know, he was pulling some good money.

Q. Right. And if your father wanted to, you called it "pulling some good money"?

A. Yeah, he was pulling some good money, from the numbers you see here.

Q. I see. And was your father pulling some good money?

A. From where?

Q. From you.

A. He was not here. He was in St. Thomas.

Q. No, no. I'm just asking the question. Was he -- first, let's start with, was he pulling it from you?

A. No.

Q. No. Where was your father pulling it?

A. I'm not sure where he was pulling it from. I was not there where he was.

Q. Okay. He was in St. Thomas, right?

A. He was in St. Thomas. I'm in St. Croix.

Q. Okay. So if money was coming out by your father in St. Thomas, you wouldn't have been the one keeping the records, right?

A. No.

explain in detail, including (but not limited to) reference to any applicable documents, dates, conversations, to whom (or what entity) the amounts are owed, witnesses, how many total ledger books existed at different times in the Partnership at each location, more particularly in 2001 prior to the FBI-raid, on September 17, 2006 and presently -- where they are and how it can be determined that they are complete with regard to the amounts that Fathi Yusuf "pulled" as that term is used here by Maher Yusuf?

See also Interrogatory No. 47:



**Interrogatory 47 of 50:**

Similarly, Maher Yusuf testified that the ledger entries referenced in regard to this case were sometimes made in ledgers, but also sometimes made in "receipts" and that many of those receipts were destroyed prior to the FBI raid in 2001, most clearly at pages 58-63:

Q. Okay. So -- so for every time money was withdrawn from the safe, one of two things -- when you were in control of it, one or two things happened, is that correct? Either you wrote a line in the ledger for Mohammad Hamed, or you filled out one of these receipts.

A. Right.

Q. What did -- was there a generic name for these receipts that everybody called them?

A. Receipts.

Q. Were they called chits ever?

A. You guys came up with that word.

Q. Oh, okay.

A. I never heard that word before.

Q. Okay. So these were all receipts.

A. Right.

Q. Okay. And -- and so for every transaction where cash was removed from any of the safes, -- There were three safe rooms, one in each store, is that correct?

A. Yes.

Q. -- there would have either been an entry in a ledger, or a receipt, is that correct?

A. Entry in a ledger, or a receipt?

Yes, yes.

Q. Okay. And -- and so just let's take a year, for example, 1998. I know nothing about it. This is a hypothetical question. If in 1998 I went to all three stores and I added up all the ledger entries, and all the chit -- all the receipt entries, I could find out to the penny how much money the Hameds had withdrawn, and how much money the Yusufs had withdrawn, is that correct?

A. That's, yeah, if we could find the records, yes.

Q. Yes. And you say that like you are not sure you can find the records.

A. Well, the FBI came in and took a lot of our records. It's still held by the District Court.

Q. I see. But if you could get those all together and add them up, you could get a number, is that correct?

A. Should be able to, yes.

Q. Okay. And to the best of your knowledge, all of those receipts still exist today from 1986 on?

A. No.

Q. Okay. Why don't you tell me about that?

A. About what?

Q. Why -- why some of them don't exist?  
A. Should I explain -- that would explain the 1.6 that we have here on the letter.  
Q. I'll get there, I swear. I just want to -- right now, I just want to know, I asked you if I could go around and collect all these receipts, add them up and find out how much the Hameds took out, and how much the Yusufs. You said yes. And I said, So I should be able to do that from the -- from back till now, and you said, no, there's a problem. You said some might be in the possession of a third party.  
A. Right.  
Q. When I have those from the third party, will I then be able to get that number?  
A. To physically check every receipt by receipt?  
Q. Through all the --  
A. There's -- there's some receipt was destroyed by Waleed Hamed, and some receipts were destroyed by me.  
Q. Okay. Tell me about that.

explain in detail, including (but not limited to) reference to any applicable documents, dates, conversations, to whom (or what entity) the amounts are owed, witnesses, how it is possible to have a complete accounting of the ledgers when some transactions were included in ledgers, but others in receipts ("there would have **either** been an entry in a ledger, or a receipt ") and some of those ledgers or receipts were intentionally destroyed?

Defendants objected on the grounds that the discovery was vague, ambiguous and compound and then incorporated their response to Interrogatory No. 42 as their response to these three Interrogatories 44, 45 and 47. Defendants' response to Interrogatory No. 42 provides:

Without waiving any objection, Defendants submit that the factual details and evidentiary support in response to this Interrogatory are set forth in the various transcript testimony of which Hamed is well aware as well as in Defendants' Response to Hamed's Motion as to Hamed Claim H-2: \$2,704,786.25 Taken in 2012 by Yusuf filed on January 16, 2018 ("Yusuf's Brief"). Defendants incorporate herein by reference as if fully set forth herein verbatim such testimony and Yusuf's Brief with attachments as responsive to this Interrogatory.

See **Exhibit A** - Defendant's Responses to Interrogatories and **Exhibit B** -Yusuf's January 16, 2018 Brief incorporated by reference into the Response. Said brief references testimony and affidavits and includes exhibits which reflect the amounts related to this interrogatory. Hence, Defendants show that the discovery requests are objectionable and that the responses provided are

Defendants' efforts to attempt to respond, as best as possible, to poorly crafted discovery. There is no basis for the motion to compel as the requests are unclear and compound and thus, Defendants cannot comply.

As to RTP 6 and Defendants' response provide as follows:

**RFPDs 6 of 50:**

Request for the production of documents, number 6 of 50, relates to Claims Y-6, Y-7 and Y-9 – as described in Hamed's November 16, 2017 Motion for a Hearing Before Special Master as "Y-6 – Black Book Balances Owned United," "Y-7 –Ledger Balances Owed United," and "Y-9 – Unreimbursed Transfers from United."

Please provide all United Tenant Account bank statements from 1992 to the present, including all deposit slips and canceled checks; all Plaza Extra adjusted journal entries related to United transfers and general ledger statements from 1992 to the present (excluding those provided to the Hamed accountants on the Sage 50 system); as well as all invoices, receipts or other documentation substantiating each entry on Yusuf Exhibits to the Original Claims, G- Relevant

Black Book Entries, H- Ledger Sheets Reflecting United's Payments for Plaza Extra, and I- Summary and Supporting Documentation of Unreimbursed Transfers from United.

**Response:**

Defendants object to this interrogatory as vague, ambiguous, and compound such that the total number of requests for production together with their sub parts and other discovery exceeds the maximum allowable number of requests for production under the JDSP and violates both the spirit and the terms of the JDSP limiting the number of requests for production.

Defendants further object to the production of the United Tenant Account bank statements from 1992 to the present as overly broad and unduly burdensome. Yusuf Claim Y-9 relates to payments made by United in 1996 and attached to Yusuf's Accounting Claim was the supporting documentation for said claims for that limited period. Production of United's Tenant Account bank statements for four years prior to the claims at issue and for decades thereafter is unduly burdensome and unreasonably cumulative and duplicative, particularly as the information reflecting the substantive basis of the claim has been previously produced in the case and is reproduced as Exhibit I to Yusuf's Accounting Claims. V.I. R. Civ. P. 26(b)(2)(C)(i) and 26(b)(2)(D).

Defendants further object to the production of the ledger statements for 1992 through the present (with the exception of what has previously been produced) as unduly burdensome and unreasonably cumulative and duplicative given that the claims for Y-9 are limited to a single year 1996 and same was produced. V.I. R. Civ. P. 26(b)(2)(C)(i) and 26(b)(2)(D).



Further responding, Yusuf identifies and produces (where not previously produced) the following documents which are otherwise non-objectionable and responsive to this request:

The complete Black Book bate-stamped FY 004411 – 004477 (previously produced).

See also attached Bates FY 014955 which was previously produced as Exhibit H to

Yusuf's Accounting Claims.

Defendants deem this response and the objections thereto proper and in conformance with the rules.

As to RTP 7 and Defendants' Response, they provide as follows:

**RFPDs 7 of 50:**

Request for the production of documents, number 7 of 50, relates to Claims Y-6 and Y-7 – as described in Hamed's November 16, 2017 Motion for a Hearing Before Special Master as "Y-6 – Black Book Balances Owed United" and "Y-7- Ledger Balances Owed United."

Please provide the complete Black Book referenced in Yusuf Exhibits to the Original Claims, G- Relevant Black Book Entries and the complete ledger document referenced in Exhibit H – Ledger Sheets Reflecting United's Payments for Plaza Extra.

**Response:**

The complete Black Book bate-stamped FY 004411 – 004477 was previously produced. See also attached Bates FY 014955 which was previously produced as Exhibit H to Yusuf's Accounting Claims.

Defendants provided the complete Black Book as requested. There is no deficiency or further response required.

There can be no doubt that the Interrogatories are vague, unclear and difficult to decipher. They are ambiguous as it is uncertain exactly as to the question being asked and they are compound. Nonetheless, Defendants attempted to provide information on the topics addressed in the Interrogatory and incorporated its January 16, 2018 Brief with attachments. As to the RTP, Defendants have properly objected as to scope or otherwise provided the information requested. Hence, the responses and the objections to the discovery were proper and there is no basis to compel.

Not satisfied with the responses to his original in-artfully drafted inquiries, Hamed now seeks additional information and to expand the scope of this discovery and then claim that Defendants have failed to comply requiring the Court to compel them to respond to the expanded scope. *See* Hamed Motion to Compel, p. 19-20. If Hamed seeks to ask follow up questions or further inquire beyond the information originally requested, then Hamed can depose Mr. Yusuf. However, Defendants have properly and adequately responded to this discovery and properly supplemented their responses. Hence, there is no basis to grant Hamed's Motion to Compel.

Further, Hamed attempts to create the narrative that Yusuf ignored a Rule 37 letter. Yusuf shows that this is incorrect and disingenuous. Defendants properly objected and responded. Yusuf shows that there has been no lingering attempt to ignore any specific deficiency or unilateral attempt to avoid response.<sup>1</sup>

---

<sup>1</sup> Hamed continues to assert that counsel for Yusuf's inadvertent mis-scheduling of a conference call reflects some type of deliberate attempt to ignore or evade communication with counsel for Hamed. As explained previously, Counsel for Yusuf mistakenly mis-scheduled the call for the following day (a Friday, which had been the parties standing time for weekly meetings regarding open issues in this case) and upon learning of the mistake immediately attempted to contact counsel for Hamed and reschedule for the following day to which counsel for Hamed refused. *See Exhibit C* - Email communication on December 20, 2018 at 10:33 a.m. from counsel for Yusuf to counsel for Hamed.

**CONCLUSION**

Yusuf's responses and objections to Interrogatories 15, 44, 45, and 47 and RTP 6 and 7 were proper and Yusuf respectfully requests that Hamed's Motion be denied.

Respectfully submitted,

**DUDLEY NEWMAN FEUERZEIG LLP**

**DATED:** November 4, 2019

By: /s/Charlotte K. Perrell  
**GREGORY H. HODGES** (V.I. Bar No. 174)  
**CHARLOTTE K. PERRELL** (V.I. Bar No. 1281)  
P.O. Box 756-0756  
St. Thomas, VI 00804  
Telephone: (340) 715-7750  
Facsimile: (340) 715-4400  
E-Mail: [ghodges@dnfvi.com](mailto:ghodges@dnfvi.com)  
[cperrell@dnfvi.com](mailto:cperrell@dnfvi.com)

Attorneys for Fathi Yusuf and United Corporation





*Hamed v. Yusuf, SX-12-CV-370*

*Yusuf's Opposition to Hamed's Motion to Compel as to Yusuf Claim Y-7 – Ledger Balance  
Owed to United and Yusuf Claim Y-9 Unreimbursed Transfers from United*

Page 13

# **Exhibit A**

**IN THE SUPERIOR COURT OF THE VIRGIN ISLANDS  
DIVISION OF ST. CROIX**

WALEED HAMED, as Executor of the )  
Estate of MOHAMMAD HAMED, )

Plaintiff/Counterclaim Defendant, )

v. )

FATHI YUSUF and UNITED CORPORATION, )

Defendants/Counterclaimants, )

v. )

WALEED HAMED, WAHEED HAMED, )  
MUFEED HAMED, HISHAM HAMED, and )  
PLESSEN ENTERPRISES, INC., )

Additional Counterclaim Defendants. )

WALEED HAMED, as Executor of the )  
Estate of MOHAMMAD HAMED, )

Plaintiff, )

v. )

UNITED CORPORATION, )

Defendant. )

WALEED HAMED, as Executor of the )  
Estate of MOHAMMAD HAMED, )

Plaintiff, )

v. )

FATHI YUSUF, )

Defendant. )

FATHI YUSUF and )  
UNITED CORPORATION, )

Plaintiffs, )

v. )

THE ESTATE OF MOHAMMAD HAMED, )  
Waleed Hamed as Executor of the Estate of )  
Mohammad Hamed, and )  
THE MOHAMMAD A. HAMED LIVING TRUST, )

Defendants. )

CIVIL NO. SX-12-CV-370

ACTION FOR INJUNCTIVE  
RELIEF, DECLARATORY  
JUDGMENT, AND  
PARTNERSHIP DISSOLUTION,  
WIND UP, AND ACCOUNTING

Consolidated With

CIVIL NO. SX-14-CV-287

ACTION FOR DAMAGES AND  
DECLARATORY JUDGMENT

CIVIL NO. SX-14-CV-278

ACTION FOR DEBT AND  
CONVERSION

CIVIL NO. ST-17-CV-384

ACTION TO SET ASIDE  
FRAUDULENT TRANSFERS

**DUDLEY, TOPPER  
AND FEUERZEIG, LLP**

1000 Frederiksberg Gade

P.O. Box 756

St. Thomas, U.S. V.I. 00804-0756

(340) 774-4422

**RESPONSES TO HAMED'S SEVENTH INTERROGATORIES PER THE CLAIM  
DISCOVERY PLAN OF 1/29/2018 NOS. 42-48 OF 50**

Defendant/Counterclaimants Fathi Yusuf ("Yusuf") and United Corporation ("United")(collectively, the "Defendants") through their attorneys, Dudley, Topper and Feuerzeig, LLP, hereby provide their Responses to Hamed's Seventh Set of Interrogatories per the Claims Discovery Plan of 1/29/2018, Nos. 42-48 of 50.

**GENERAL OBJECTIONS**

Defendants make the following general objections to the Interrogatories. These general objections apply to all or many of the Interrogatories, thus, for convenience, they are set forth herein and are not necessarily repeated after each objectionable Request to Admit. The assertion of the same, similar, or additional objections in the individual responses to the Interrogatories, or the failure to assert any additional objections to a discovery request does not waive any of Defendants' objections as set forth below:

(1) Defendants object to these Interrogatories to the extent they may impose obligations different from or in addition to those required under the Virgin Islands Rules of Civil Procedure.

(2) Defendants object to these Interrogatories to the extent that they use the words "any" and "all" as being overly broad, unduly burdensome, immaterial, irrelevant, and not reasonably calculated to lead to the discovery of admissible evidence.

(3) Defendants object to these Interrogatories to the extent they seek information which is protected by the attorney-client privilege or work-product doctrine, including information prepared in anticipation of litigation, or for trial, by or on behalf of Defendants or

**DUDLEY, TOPPER  
AND FEUERZEIG, LLP**

1000 Frederiksberg Gade  
P.O. Box 756

St. Thomas, U.S. V.I. 00804-0756

(340) 774-4422

relating to mental impressions, conclusions, opinions, or legal theories of their attorneys or representatives, or any other applicable privilege or doctrine under federal or territorial statutory, constitutional or common law. Defendants' answers shall not include any information protected by such privileges or doctrine, and documents or information inadvertently produced which includes such privileged information shall not be deemed a waiver by Defendants of such privilege or doctrine.

(4) Defendants object to these Interrogatories to the extent that they seek information and documents concerning any matter that is irrelevant to the claims or defenses of any party to this action, and not reasonably calculated to lead to the discovery of admissible evidence.

(5) Defendants object to these Interrogatories to the extent that they use terms or phrases that are vague, ambiguous, or undefined. Defendants' response to such request will be based upon their understanding of the request.

(6) Defendants object to these Interrogatories to the extent they seek documents or information not in the possession, custody or control of Defendants, on the grounds that it would subject them to undue burden, oppression and expense, and impose obligations not required by the Virgin Islands Rules of Civil Procedure.

(7) Defendants have not completed either their discovery or preparation for trial of this matter. Accordingly, Defendants' responses to these Interrogatories are made without prejudice to their right to make any use of, or proffer at any hearing or at trial evidence later discovered, and are based only upon information presently available. If any additional, non-privileged, responsive information is discovered, these Interrogatories will be supplemented to the extent that supplementation may be required by the Virgin Islands Rules of Civil Procedure.



(8) Defendants object to these Interrogatories to the extent that they are compound and not a single Request. Hence, these Interrogatories should be counted as more than a single Request such that when all of the subparts are included together with other Interrogatories they exceed the 50 Interrogatories allowed in the Joint Discovery and Scheduling Plan ("JDSP").

Pursuant to the stipulated *Joint Discovery Plan*, as ordered by the Special Master on January 29, 2018, Hamed propounds the following Seventh Claims interrogatories numbered 42-48, relating to Yusuf claims:

**Y-06** Black Book Balance Owed United

**Y-07** Ledger Balance Owed United

**Y-09** Unreimbursed Transfers

**Y-10** Past Partnership Withdrawals – Receipts

More particularly, they relate to the attached **Exhibit A** – an excerpt of the videotaped Deposition of Maher Yusuf (with referenced exhibits) taken under oath in this action; on April 3, 2014. Respondent signing the verification attached hereto is asked to review the attached deposition testimony and the referenced exhibits as being the true and correct testimony under oath of Maher Yusuf and United Corporation in this action.

## **RESPONSES TO INTERROGATORIES**

### **Interrogatory 42 of 50:**

Beginning at page 54 and running through this deposition testimony there is reference to \$1.6 million ("the \$1.6 million") that Yusuf/United assert is owed to either United or Yusuf by the Hameds as set forth in Maher Yusuf Deposition Exhibit 144 (attached to **Exhibit A**), Bate numbered HAMD200103, dated August 15<sup>th</sup>, 2012. Explain in detail, including (but not limited to) reference to any applicable documents, dates, conversations, to whom (or what entity) the amounts are owed, witnesses, what stores or business operations that \$1.6 million relates to and, in full and similar levels of detail, which stores or business operations it does not relate to. Include but do not limit this to a discussion of all underlying documents used for the calculations and the calculations at to which amounts are ascribable to which stores.

### **Response:**

Defendants object to this interrogatory as vague, ambiguous, and compound such that the total number of interrogatories together with their sub parts and other discovery exceeds the maximum allowable number of interrogatories under the JDSP and violates both the spirit and the terms of the JDSP limiting the number of interrogatory questions.

Without waiving any objection, Defendants submit that the factual details and evidentiary support in response to this Interrogatory are set forth in the various transcript testimony of which Hamed is well aware as well as in Defendants' Response to Hamed's Motion as to Hamed Claim H-2: \$2,704,786.25 Taken in 2012 by Yusuf filed on January 16, 2018 ("Yusuf's Brief"). Defendants incorporate herein by reference as if fully set forth herein verbatim such testimony and Yusuf's Brief with attachments as responsive to this Interrogatory.

**Interrogatory 43 of 50:**

Keeping in mind that Maher Yusuf's testimony, most clearly at page 67-68, is that some of the receipts that were added to "calculate" \$1.6 million figure were intentionally destroyed by Maher Yusuf and others in anticipation of an FBI raid.

Deposition Transcript Excerpt [given the length same was not reproduced herein].

Explain in detail, including (but not limited to) reference to any applicable documents, dates, conversations, to who (or what entity) the amounts are owed, witnesses, whether amounts that might have been due to Hamed at that exact same point in time, from the other stores, were included in this \$1.6 million calculation. Include, but do not limit this to how the \$1.6 million due for East is an accurate accounting of the total amount Hamed owed (or was owed) at that time or how admitting that \$1.6 million owed with regard to that one, East store is an admission to the **full amount** either way at that time -- further explaining his testimony at 69-70:

Deposition Transcript Excerpt [given the length same was not reproduced herein].

**Response:**

Defendants object to this interrogatory as vague, ambiguous, and compound such that the total number of interrogatories together with their sub parts and other discovery exceeds the

maximum allowable number of interrogatories under the JDSP and violates both the spirit and the terms of the JDSP limiting the number of interrogatory questions.

Without waiving any objections, Defendants incorporate by reference their response to Interrogatory No. 42 as his response to this Interrogatory No. 43.

**DUDLEY, TOPPER  
AND FEUERZEIG, LLP**

1000 Frederiksberg Gade

P.O. Box 756

St. Thomas, U.S. V.I. 00804-0756

(340) 774-4422

**Interrogatory 44 of 50:**

Keeping in mind that Maher Yusuf was testifying for United (as its President) in this deposition (it is captioned "30(B)(6) OF UNITED CORP. – MAHER "MIKE" YUSUF) and that Maher Yusuf's testimony, most clearly at pages 73-75, is that the receipts that were added to "calculate" \$1.6 million figure and it the Black Books and ledgers were **not** between Hamed and united, but **rather** between the Hameds and the Yusufs – correcting amounts in the supermarket partnership, not with United.

Deposition Transcript Excerpt [given the length same was not reproduced herein].

explain in detail, including reference to the phrases "these were **not** adjustments for United Corporation" but were "partnership reconciliations", any applicable documents dates, conversations, to whom (or what entity) the amounts are owed, witnesses, to what person or entity United and Mike Yusuf as its President understand the claims against Hamed were owed on April 3, 2014 and it, how and why that has since changed.

**Response:**

Defendants object to this interrogatory as vague, ambiguous, and compound such that the total number of interrogatories together with their sub parts and other discovery exceeds the maximum allowable number of interrogatories under the JDSP and violates both the spirit and the terms of the JDSP limiting the number of interrogatory questions.

Without waiving any objections, to the extent that this Interrogatory seeks information relating to the \$1.6 million Hamed conceded was owed to the Yusufs with regard to the Plaza Extra East store, Defendants incorporate by reference their response to Interrogatory No. 42 as if fully set forth herein verbatim.

**DUDLEY, TOPPER  
AND FEUERZEIG, LLP**

1000 Frederiksberg Gade

P.O. Box 756

St. Thomas, U.S. V.I. 00804-0756

(340) 774-4422



**Interrogatory 45 of 50:**

Similarly, Maher Yusuf testified that the ledger excerpts sent in regard to this case were not the full set of all such ledgers, most clearly at page 57-58:

Deposition Transcript Excerpt [given the length same was not reproduced herein].

explain in detail, including (but not limited to) reference to any applicable documents, dates, conversations, to who (or what entity) the amounts are owed, witnesses, how many total ledger books existed at different times in the Partnership at each location, more particularly in 2001 prior to the FBI-raid, on September 17, 2006 and presently--where they are and how it can be determined that they are complete with regard to the amounts that Fathi Yusuf "pulled" as that term is used here by Maher Yusuf?

**Response:**

Defendants object to this interrogatory as vague, ambiguous, and compound such that the total number of interrogatories together with their sub parts and other discovery exceeds the maximum allowable number of interrogatories under the JDSP and violates both the spirit and the terms of the JDSP limiting the number of interrogatory questions.

Without waiving any objections, to the extent that this Interrogatory seeks information relating to the \$1.6 million Hamed conceded was owed to the Yusufs with regard to the Plaza Extra East store, Defendants incorporate by reference their response to Interrogatory No. 42 as if fully set forth herein verbatim.

**Interrogatory 46 of 50:**

Similarly, Maher Yusuf testified that the ledger excerpts sent in regard to this case were not the full set of all such ledgers, most clearly at pages 57-58:

Deposition Transcript Excerpt [given the length, same was not reproduced herein].

explain in detail, including (but not limited to) reference to any applicable documents, dates, conversations, to who (or what entity) the amounts are owed, witnesses, how many total ledger books existed at different times in the Partnership at each location, more particularly in 2001 prior to the FBI-raid, on September 17, 2006 and presently--where they are and how it can be determined that they are complete with regard to the amounts that Fathi Yusuf "pulled" as that term is used here by Maher Yusuf?

**Response:**

Defendants object to this interrogatory as vague, ambiguous, and compound such that the total number of interrogatories together with their sub parts and other discovery exceeds the maximum allowable number of interrogatories under the JDSP and violates both the spirit and the terms of the JDSP limiting the number of interrogatory questions.

Without waiving any objections to this Interrogatory, which duplicated the preceding interrogatory, to the extent that this Interrogatory seeks information relating to the \$1.6 million Hamed conceded was owed to the Yusufs with regard to the Plaza Extra East store, Defendants incorporate by reference their response to Interrogatory No. 42 as if fully set forth herein verbatim.

**Interrogatory 47 of 50:**

Similarly, Maher Yusuf testified that the ledger entries referenced in regard to this case were sometimes made in ledgers, but also sometimes made in "receipts" and that many of those receipts were destroyed prior to the FBI raid in 2001, most clearly at page 58-63.

**Deposition Transcript** [given the length, same was not reproduced herein].

explain in detail, including (but not limited to) reference to any applicable documents, dates, conversations, to who (or what entity) the amounts are owed, witnesses, how it is possible to have a complete accounting of the ledgers when some transactions were included in ledgers, but others in receipts ("there would have **either** been an entry in a ledger, or a receipt") and some of those ledgers or receipts were intentionally destroyed?

**Response:**

Defendants object to this interrogatory as vague, ambiguous, and compound such that the total number of interrogatories together with their sub parts and other discovery exceeds the maximum allowable number of interrogatories under the JDSP and violates both the spirit and the terms of the JDSP limiting the number of interrogatory questions.

Without waiving any objections, to the extent that this Interrogatory seeks information relating to the \$1.6 million Hamed conceded was owed to the Yusufs with regard to the Plaza Extra East store, Defendants incorporate by reference their response to Interrogatory No. 42 as if fully set forth herein verbatim.

**Interrogatory 48 of 50:**

Please describe Joint Defense agreement (“JDA”) in United States of America v United Corp., Et al., VI D.C.t. 2005-cr-015 referenced in the Declaration of Gordon C. Rhea, Esq., on March 2, 2017 (**EXHIBIT B**). In your description, please include, but not limited to, what defendants were covered, what attorneys were paid under the agreement, the terms of how payment should be made to the defendants’ attorneys, how those payments were made, by whom the payments were made, when the payments were made, expert fees and expenses and the time period the JDA was in effect. Also describe how litigation decisions were made, who had conversations with attorneys directing their activities and which Defendants chose what would be stated in pleadings. (The response to this may be filed under seal if Yusuf asserts privilege or confidentiality, however, Hamed waives any such privilege or confidentiality.)

**Response**

Defendants object to this interrogatory as vague, ambiguous, and compound such that the total number of interrogatories together with their sub parts and other discovery exceeds the maximum allowable number of interrogatories under the JDSP and violates both the spirit and the terms of the JDSP limiting the number of interrogatory questions.

Defendants further object to this Interrogatory because they do not currently possess a fully executed version of the JDA to compare with their unexecuted version.

Without waiving any objections to this Interrogatory, Defendants state that the JDA is a document prepared by Attorney Rhea, counsel for Waleed Hamed, which speaks for itself and does not address the payment of attorneys.

**DUDLEY, TOPPER AND FEUERZEIG, LLP**

**DATED:** May 15<sup>th</sup>, 2018

By:



**CHARLOTTE K. PERRELL**

(V.I. Bar #1281)

Law House

1000 Frederiksberg Gade - P.O. Box 756

St. Thomas, VI 00804-0756

Telephone: (340) 715-4422

Facsimile: (340) 715-4400

E-Mail: [cperrell@dtflaw.com](mailto:cperrell@dtflaw.com)

*Attorneys for Fathi Yusuf and United Corporation*

**CERTIFICATE OF SERVICE**

It is hereby certified that on this 15<sup>th</sup> day of May, 2018, I caused the foregoing a true and exact copy of the foregoing **RESPONSE TO HAMED'S SEVENTH INTERROGATORIES PER THE CLAIMS DISCOVERY PLAN OF 1/29/2018, NOS. 42-48** to be served upon the following via Case Anywhere docketing system:

Joel H. Holt, Esq.  
**LAW OFFICES OF JOEL H. HOLT**  
2132 Company, V.I. 00820  
Email: [joelholtpc@gmail.com](mailto:joelholtpc@gmail.com)

Carl Hartmann, III, Esq.  
5000 Estate Coakley Bay, #L-6  
Christiansted, VI 00820  
Email: [carl@carlhartmann.com](mailto:carl@carlhartmann.com)

Mark W. Eckard, Esq.  
**HAMM & ECKARD, LLP**  
5030 Anchor Way – Suite 13  
Christiansted, St. Croix  
U.S. Virgin Islands 00820-4692  
E-Mail: [mark@markeckard.com](mailto:mark@markeckard.com)

Jeffrey B.C. Moorhead, Esq.  
C.R.T. Building  
1132 King Street  
Christiansted, St. Croix  
U.S. Virgin Islands 00820  
E-Mail: [jeffreymlaw@yahoo.com](mailto:jeffreymlaw@yahoo.com)

**DUDLEY, TOPPER  
AND FEUERZEIG, LLP**  
1000 Frederiksberg Gade  
P.O. Box 756  
St. Thomas, U.S. V.I. 00804-0756  
(340) 774-4422



# **Exhibit B**



IN THE SUPERIOR COURT OF THE VIRGIN ISLANDS  
DIVISION OF ST. CROIX

|  |   |   |
|--|---|---|
| WALEED HAMED, as Executor of the<br>Estate of MOHAMMAD HAMED,                                | ) |   |
|  | ) |   |
|  | ) |   |
| Plaintiff/Counterclaim Defendant,  | ) | CIVIL NO. SX-12-CV-370  |
| v.   | ) |   |
|  | ) |   |
| FATHI YUSUF and UNITED CORPORATION,  | ) | ACTION FOR INJUNCTIVE<br>RELIEF, DECLARATORY<br>JUDGMENT, AND |
|  | ) | PARTNERSHIP DISSOLUTION,<br>WIND UP, AND ACCOUNTING           |
| Defendants/Counterclaimants,   | ) |   |
| v.   | ) |   |
|  | ) |   |
| WALEED HAMED, WAHEED HAMED,<br>MUFEED HAMED, HISHAM HAMED, and<br>PLESSEN ENTERPRISES, INC., | ) |   |
|  | ) |   |
| Additional Counterclaim Defendants.  | ) | Consolidated With   |
| <hr/>  |   |   |
| WALEED HAMED, as Executor of the<br>Estate of MOHAMMAD HAMED,                                | ) |   |
|  | ) |   |
|  | ) |   |
| Plaintiff,   | ) | CIVIL NO. SX-14-CV-287  |
| v.   | ) |   |
|  | ) |   |
| UNITED CORPORATION,  | ) | ACTION FOR DAMAGES AND<br>DECLARATORY JUDGMENT                |
|  | ) |   |
| Defendant.   | ) |   |
| <hr/>  |   |   |
| WALEED HAMED, as Executor of the<br>Estate of MOHAMMAD HAMED,                                | ) |   |
|  | ) |   |
|  | ) |   |
| Plaintiff,   | ) | CIVIL NO. SX-14-CV-278  |
| v.   | ) |   |
|  | ) |   |
| FATHI YUSUF,   | ) | ACTION FOR DEBT AND<br>CONVERSION                             |
|  | ) |   |
| Defendant.   | ) |   |

**YUSUF’S RESPONSE TO HAMED’S MOTION AS TO HAMED CLAIM NO. H-2:  
\$2,784,706.25 TAKEN IN 2012 BY YUSUF**

Defendant/counterclaimant Fathi Yusuf (“Yusuf”), through his undersigned counsel, respectfully submits this Response to Hamed’s Motion as to Hamed Claim No. H-2: \$2,784,706.25 Taken in 2012 by Yusuf (the “Motion”).

## INTRODUCTION

Hamed attempts to characterize Yusuf's removal of \$2.7 million as an improper withdrawal and to view it in isolation without awaiting a determination on the overall accounting between the Partners. While there is no dispute that Yusuf's account should be charged with the withdrawal, and it has been in the report prepared by BDO, the accounting which gave rise to this withdrawal is disputed and requires discovery. Yusuf claimed entitlement to the \$2.7 million as a matching withdrawal to reconcile certain corresponding past withdrawals taken by Hamed. Those included \$1.6 million in acknowledged withdrawals removed by the Hameds from the Plaza Extra stores, \$44,355.50 and \$44,696.00 to off-set Waleed Hamed's unilateral withdrawal of all the funds in two bank accounts, one in St. Maarten and one at Cairo Amman Bank in 2012, together with receipts evidencing additional Hamed withdrawals totaling the \$2.7 million. *See Exhibit A - Letter from Yusuf to Hamed dated August 15, 2012, setting forth the calculations, which accompanied the Yusuf's withdrawal together with the back-up supporting documentation.*

Hamed claims that the \$1.6 million portion of this withdrawal is time-barred by Judge Brady's Order dated July 21, 2017 ("Limitation Order") or, at least, requires discovery, if not barred. Consideration of the \$1.6 million in withdrawals is not time barred because Hamed acknowledged the \$1.6 million in withdrawals in 2012 to various individuals including Bakir Hussein. *See Exhibit B - Affidavit of Bakir Hussein.* Yusuf's matching withdrawal of \$2.7 million was not wrongful, has been acknowledged, and is allocated to Yusuf as part of the extensive accounting prepared by BDO to reflect past Partnership withdrawals. It should not be viewed in isolation but considered together with the various allocations and transactions that make up the BDO report of past Partnership withdrawals.

**A. Historical System of Withdrawals by the Partners**

Throughout the Partnership, the Partners and their agents (*i.e.*, their sons) would withdraw cash from safes at the Plaza Extra Stores. Evidence of these withdrawals came in multiple forms including, *inter alia*, receipts, checks or ledger entries. In addition, the Partners and their agents used funds generated by the Plaza Extra Stores for personal expenses. These payments for personal expenses were to be counted against each Partner as a distribution. The withdrawals and payments for personal expenses were supposed to be done on the “honor system,” which relied upon each Partner and their agents to disclose to the other Partner, via “tickets” or receipts left in the store safes, when withdrawals were made or personal expenses were paid from Partnership funds. Occasionally, the Partners would reconcile the various withdrawals and expenses between them.

Upon review of the various accounting records as well as information regarding personal accounts and assets of the Partners and their agents, Yusuf submits that Hamed and his agents failed to fully disclose all of the funds they withdrew from the Partnership or personal expenses they paid with Partnership funds. Consequently, these previously undisclosed withdrawals and expenses are treated as distributions in Yusuf’s Original Claims and his Amended Claims. A full accounting of the Partnership withdrawals is set forth in the Expert Report of Fernando Scherrer of BDO Puerto Rico, P.S.C. (“BDO”) attached as Exhibit J to the Original Claims. Based on that report, Hamed’s withdrawals/distributions exceeded Yusuf’s withdrawals/distributions by \$19,341,350.72. *See* Exhibit J to the Original Claims at p. 62-3. As a result, under the Original Claims, Yusuf calculated that \$9,670,675.36 should be awarded to him to equalize the distributions between the Partners so that both Partners have equal distributions of \$18,820,989.98.

Subsequent to the Limitation Order limiting the accounting claims to those transactions occurring on or after September 17, 2006, BDO adjusted their calculations to reflect only

transactions from that date forward. Their revised calculations were set forth in Exhibit J-2 attached to the Amended Claims. As per the revised calculations, Yusuf contends that Hamed received \$5,099,638.44 more than Yusuf for the defined period. As a result of these amended calculations, Yusuf contends that \$2,549,819.22 should be awarded to him to equalize the distributions between the Partners for the disparity in distributions from September 17, 2006 forward so that both Partners have equal distributions.

Included among these numerous allocations in the BDO report is the \$2.7 million Yusuf withdrew in August 2012 and the corresponding and acknowledged Hamed withdrawals. As identified during the hearing on December 15, 2017, the various transactions identified and allocated by BDO are in dispute. It is Yusuf's position that further discovery is needed as to these claims as well as any accounting claims that Hamed asserts involving transactions occurring on or after September 17, 2006 and that review of a single transaction, viewed in isolation is not appropriate and cannot be ruled upon individually.

**B. Allocations Between the Partners Relating to the \$2.7 Million Withdrawal by Yusuf to Reconcile Corresponding Past Withdrawals of Hamed**

Yusuf submits that in August 2012, in an effort to true-up past documented and acknowledged withdrawals as between the Hameds and Yusufs, he caused \$2.7 million to be paid to himself from the Partnership's account. The payment of these funds was made as a matching withdrawal to address the disparity of the prior Partnership distributions to Hamed and his sons. The documented support for this allocation to even up the withdrawals between the families included \$1.6 million to compensate Yusuf for Hamed and his agents' prior withdrawals. *See* Exhibit A. The amount had been acknowledged by the Partners repeatedly and was the subject of their efforts to resolve their differences prior to this suit through "mediation" with members of

their community. Waleed Hamed acknowledged this debt repeatedly in 2012, before various individuals including Bakir Hussein who affirmed that:

In several open meetings, Mr. Yusuf said that the Hameds took \$1.6 million more than the Yusufs. Waleed Hamed admitted that he took the excess \$1.6 million dollars, which is the difference between the \$2.9 million taken by the Hameds and the \$1.3 million taken by the Yusufs. In addition to the \$1.6 million dollars which I heard Waleed Hamed admit to, both Waleed Hamed and Fathi Yusuf both agreed to additional withdrawals by the Yusufs provided that the Yusuf's produced receipts to show proof of the additional withdrawals.<sup>1</sup>

*See Exhibit B, Affidavit of Bakir Hussein, ¶9.*<sup>2</sup> Judge Brady has already found that an oral acknowledgement of a debt means, for statute of limitation purposes, that the debt is deemed to have arisen or accrued on the date of the acknowledgment. *See Exhibit C, Judge Brady Order, dated April 27, 2015 relating to withdrawal of rent ("Rent Order"), p. 7-8.*<sup>3</sup>

As the \$1.6 million owed to Yusuf was an acknowledged amount in 2012, it, together with additional documented receipts and an allocation of the balances remaining in two bank accounts held in Saint Maarten and at Cairo Amman Bank (closed by Waleed Hamed in 2012) comprised the total withdrawal of \$2.7 million. *See Exhibit A.* The funds evened out the prior admitted distributions of the Hameds. In the BDO Report, the \$2.7 million dollar withdrawal is included as a charge against Yusuf and the corresponding past withdrawals of the \$1.6 million and other amounts are included as charges against Hamed. *See Exhibit D – Table Reflecting Allocation to*

---

<sup>1</sup> A ledger and receipts were produced by Yusuf at the time he notified Hamed that he intended to make the \$2.7 million payment. *See Exhibit A.*

<sup>2</sup> Although raised by Yusuf in the Bench Memorandum for Status Conference, Hamed fails to address the acknowledgment of the debt by Hamed as reflected in the affidavit of Bakir Hussein. *See Exhibit A to Bench Memorandum for Status Conference, ftn. 2 and Exhibit 1 thereto.*

<sup>3</sup> While this case involves a laches based limitation on Yusuf's accounting claims barring pre-September 17, 2016 claims, Judge Brady's analysis shows that the same result would have obtained under the analogous six-year statute of limitation. *See Judge Brady Order, dated July 21, 2017 at p. 32.*

Yusuf in the BDO report. Yusuf is not disputing that the funds were removed and that his withdrawal of the funds would count as a partner distribution. The funds were withdrawn so as to true-up the partnership withdrawals by the Hameds. Both are documented, acknowledged and properly allocated in the BDO Report.

Hamed contends that the \$2.7 million matching withdrawal should not have been made and that he is entitled to interest on the withdrawal. The position is without merit. The withdrawal of the \$2.7 million as a matching distribution, as the corresponding earlier Hamed withdrawals are allocated to Hamed. Under Yusuf's global reconciliation of past partnership withdrawals as amended per the Limitation Order, Hamed would still owe \$2,549,819.22 which should be awarded to Yusuf to equalize the distributions between the Partners for the disparity in distributions from September 17, 2006 forward. Subsumed in this global reconciliation are the matching withdrawals of \$2.7 million for each partner. Hence, the \$2.7 million dollar withdrawal by Yusuf cannot be considered and ruled upon without the benefit of considering the corresponding withdrawals by the Hameds that it was meant to equalize. Otherwise, it operates as a windfall to the Hameds. To the extent that the corresponding Hamed withdrawals are disputed, discovery is needed to bring the issue to resolution. In either event, Yusuf has acknowledged the \$2.7 million withdrawal, it is charged against his account and is properly dealt with as part of the cumulative reconciliation, which, at this point, ultimately has the Hameds owing the Yusufs. Hence, this transaction, which occurred in 2012, is disputed and requires further discovery. It is not ripe for resolution at this point.

Yusuf submits that attempting to adjudicate an isolated withdrawal of a Partner is counterproductive as the cumulative withdrawals of the Partners should be considered before any awards or distributions are made. Hamed attempts to isolate one transaction to view it in a vacuum,

which skews the reconciliation. The allocation cannot be viewed without considering its attending circumstances. To do so would operate as an inappropriate gain to one party and not be a true reconciliation of acknowledged withdrawals between the Partners. Again, as the issue is disputed, additional discovery is needed before resolution can be made.

**CONCLUSION**

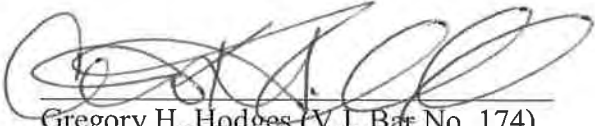
Even the revised preliminary accounting of the historical withdrawals and distributions between the Partners adjusted to reflect the period from September 17, 2006 forward, both disclosed and undisclosed, still reveals a large discrepancy in Yusuf's favor. Again, these calculations were prepared without the benefit of deposition testimony and additional written discovery following the lifting of the discovery stay. It is anticipated that additional discovery will yield information necessitating further revisions to these calculations. On balance, there exists a substantial amount due to Yusuf to reconcile the Partners' withdrawals and distributions and to view one transaction without the comprehensive reconciliation is improper. Accordingly, the Motion should be denied.

Respectfully submitted,

**DUDLEY, TOPPER and FEUERZEIG, LLP**

DATED: January 16, 2018

By:



Gregory H. Hodges (V.I. Bar No. 174)  
Charlotte K. Perrell (V.I. Bar No. 1281)  
1000 Frederiksberg Gade  
P.O. Box 756  
St. Thomas, VI 00804  
Telephone: (340) 715-4405  
Telefax: (340) 715-4400  
E-mail: [ghodges@dtflaw.com](mailto:ghodges@dtflaw.com)

Attorneys for Fathi Yusuf and United Corporation



*Hamed v. Yusuf, SX-12-CV-370*

*Yusuf's Response to Hamed's Motion As To Hamed Claim No. H-2:*

*\$2,784,706.25 Taken in 2012 by Yusuf*

Page 8

**CERTIFICATE OF SERVICE**

I hereby certify that on this 16<sup>th</sup> day of January, 2018, I caused the foregoing **Yusuf's Response to Hamed's Motion As To Hamed Claim No. H-2: \$2,784,706.25 Taken in 2012 by Yusuf** to be served upon the following via the Case Anywhere docketing system:

Joel H. Holt, Esq.

**LAW OFFICES OF JOEL H. HOLT**

2132 Company Street

Christiansted, V.I. 00820

Email: joelholtpc@gmail.com

Carl Hartmann, III, Esq.

5000 Estate Coakley Bay, #L-6

Christiansted, VI 00820

Email: carl@carlhartmann.com

Mark W. Eckard, Esq.

Eckard, P.C.

P.O. Box 24849

Christiansted, VI 00824

Email: mark@markeckard.com

Jeffrey B.C. Moorhead, Esq.

C.R.T. Building

1132 King Street

Christiansted, VI 00820

Email: jeffreymlaw@yahoo.com

The Honorable Edgar A. Ross

Email: edgarrossjudge@hotmail.com



R:\DOCS\6254\1\PLDG\17M8771.DOCX

**DUDLEY, TOPPER**

**AND FEUERZEIG, LLP**

1000 Frederiksberg Gade

P.O. Box 756

St. Thomas, U.S. V.I. 00804-0756

(340) 774-4422

*Hamed v. Yusuf, SX-12-CV-370*

*Yusuf's Response to Hamed's Motion As To Hamed Claim No. H-2:  
\$2,784,706.25 Taken in 2012 by Yusuf*

Page 9

**INDEX OF EXHIBITS**

Exhibit A – Letter from Yusuf to Hamed dated August 15, 2012

Exhibit B – Affidavit of Bakir Hussein

Exhibit C – Rent Order from Judge Brady, dated April 27, 2015

Exhibit D – Table Reflecting Allocation to Yusuf in the BDO Report

**DUDLEY, TOPPER  
AND FEUERZEIG, LLP**

1000 Frederiksberg Gade

P.O. Box 756

St. Thomas, U.S. V.I. 00804-0756

(340) 774-4422

# **Exhibit A**

UNITED CORPORATION  
d/b/a PLAZA EXTRA SUPERMARKET  
4C & 4D Sion Farm  
Christiansted, VI 00820

BY HAND DELIVERY

*Received by  
6/16/2012*

Date: August 15, 2012

Mohammed Hamed  
By and through Waleed Hamed  
Plaza Extra Supermarket  
Sion Farm Store  
Christiansted, V.I. 00820

Re: Notice of Withdrawal


Dear Mr. Hamed,

The amount of \$2,784,706.25 will be withdrawn from United's operating account effective August 15<sup>th</sup>, 2012. This amount equals the proceeds you previously withdrew through your agent Waleed Hamed. To ensure full accuracy, attached are the receipts you requested during mediation demonstrating the \$1,095,381.75 of withdrawals. The below itemized amounts are not in dispute.

|  |                |
|--|----------------|
| Past Confirmed Withdrawals .....                                 | \$1,600,000.00 |
| Additional Withdrawals per the attached requested receipts ..... | \$1,095,381.75 |
| Fifty percent (50%) of St. Maarten Bank Account.....             | \$44,355.50    |
| Fifty percent (50%) of Cairo Amman Bank .....                    | \$44,696.00    |

Should you have any concerns about these amounts, please provide the basis for your concerns in writing. Thank you.

Yours,  
*Fathi Yusuf*  
for Fathi Yusuf



Mohammed Hamad

|    |       |       |           |    |
|----|-------|-------|-----------|----|
| 1  | 8/3   |       | 5,000.00  | 1  |
| 2  | 8/15  |       | 10,000.00 | 2  |
| 3  | 9/6   |       | 20,035.00 | 3  |
| 4  | 9/14  |       | 5,010.00  | 4  |
| 5  | 9/21  |       | 3,000.00  | 5  |
| 6  | 9/26  |       | 1,000.00  | 6  |
| 7  | 10/3  |       | 20,000.00 | 7  |
| 8  | 10/17 |       | 15,000.00 | 8  |
| 9  | 10/27 |       | 5,000.00  | 9  |
| 10 | 10/31 |       | 6,000.00  | 10 |
| 11 | 11/2  |       | 15,075.00 | 11 |
| 12 | 11/22 |       | 5,000.00  | 12 |
| 13 | 11/29 |       | 10,000.00 | 13 |
| 14 | 12/12 |       | 7,510.00  | 14 |
| 15 | 12/20 |       | 20,000.00 |    |
| 16 | 12/16 |       | 11,000.00 |    |
| 17 | 1/24  |       | 4,000.00  |    |
| 18 | 2/9   |       | 4,000.00  |    |
| 19 | 2/10  |       | 10,000.00 |    |
| 20 | 2/20  |       | 2,500.00  |    |
| 21 | 3/22  |       | 2,700.00  |    |
| 22 | 3/27  |       | 2,000.00  |    |
| 23 | 4/24  |       | 12,000.00 | 23 |
| 24 | 5/22  |       | 20,000.00 | 24 |
| 25 | 6/19  |       | 4,000.00  | 25 |
| 26 | 7/17  | (Car) | 12,800.00 | 26 |
| 27 | 7/20  |       | 20,000.00 | 27 |
| 28 | 8/1   |       | 1,000.00  | 28 |
| 29 | 8/14  |       | 25,040.00 | 29 |
| 30 | 8/24  |       | 710.00    | 30 |
| 31 | 9/11  |       | 7,010.00  | 31 |
| 32 | 10/13 |       | 1,500.00  | 32 |

|                     |                            |              |
|---------------------|----------------------------|--------------|
| 10/25               | Bank of Abroad             | 2,035.00     |
| 10/26               |                            | 2,000.00     |
| 11/5                |                            | 40,015.00    |
| 11/14               | Trailer from Ft. & Murrell | 2,575.00     |
| 12/19               |                            | 20,000.00    |
| 12/27               | 311,965.00                 | 6,500.00 *   |
| 1/7                 |                            | 42,000.00    |
| 1/21                |                            | 1,500.00     |
| 1/23                |                            | 1,500.00     |
| 1/30                |                            | 40,000.00    |
| 2/14                |                            | 3,000.00     |
| 3/12                |                            | 25,000.00    |
| 3/20                |                            | 3,000.00     |
| 8/16                | Warranty 624,250           | 146,385.00 * |
| 9/27                | Warranty                   | 2,200.00     |
| 11                  | Warranty                   | 2,400.00     |
| 5/23                | Warranty                   | 2,500.00     |
| From 8/16 to 1/30   | Warranty                   | 67,960.00    |
| From 1/31 to 1/7/17 | Warranty                   | 63,108.00    |
| 1/15/97             | Warranty                   | 22,000.00    |
| 2/5                 |                            | 18,000.00    |
| 3/10                |                            | 20,000.00    |
| 2/21                |                            | 15,000.00    |
| 5/7                 | 814,814.00                 | 35,000.00 ** |

PLAZA EXTRA  
 40-40 SICK FRAM  
 C/STED, ST. CROIX V. I. 00820  
 (809) 778-8240

CUSTOMER'S ORDER NO. \_\_\_\_\_ DATE 5/7 1997

NAME Wally PHONE NO. \_\_\_\_\_

ADDRESS \_\_\_\_\_

PAID BY: CASH CHECK CHARGE C.O.D. ON ACCT. PAID OUT. MOBILE

| QUAN. | DESCRIPTION | PRICE | AMOUNT    |
|-------|-------------|-------|-----------|
|       | thirty five | 2/17  | 35,000.00 |

This Water is Not Sold As Drinking Water

TAX \_\_\_\_\_

Received by: *[Signature]* TOTAL 35,000.00

All claims and returned goods must be accompanied by this bill.

01193 Thank You PRINTED IN U.S.A.

*[Signature]*

5,000.00



PLAZA EXTRA  
4C-4D SION FRAM  
C'STED, ST. CROIX V. I. 00820  
(809) 778-6240

CUSTOMER'S ORDER NO. \_\_\_\_\_ DATE 5/7 19 97  
NAME Wally PHONE NO. \_\_\_\_\_  
ADDRESS \_\_\_\_\_

| SOLD BY | CASH | CHECK | CHARGE | C.O.D. | ON ACCT | PAID OUT | INCR. REQ. |
|---------|------|-------|--------|--------|---------|----------|------------|
|---------|------|-------|--------|--------|---------|----------|------------|

| QUAN. | DESCRIPTION | PRICE | AMOUNT |
|-------|-------------|-------|--------|
|-------|-------------|-------|--------|

|  |                    |                  |                  |
|--|--------------------|------------------|------------------|
|  | <u>that's fine</u> | <u>35,000.00</u> | <u>35,000.00</u> |
|  |                    |                  |                  |
|  |                    |                  |                  |
|  |                    |                  |                  |
|  |                    |                  |                  |
|  |                    |                  |                  |
|  |                    |                  |                  |
|  |                    |                  |                  |
|  |                    |                  |                  |
|  |                    |                  |                  |

This Water is Not Sold  
As Drinking Water TAX

Received by [Signature] TOTAL 35,000.00

All claims and returned goods must be accompanied by this bill.  
01193 Thank You PRINTED IN U.S.A.

PLAZA EXTRA  
4C-4D SION FRAM  
C'STED, ST. CROIX V. I. 00820  
(809) 778-6240

CUSTOMER'S ORDER NO. \_\_\_\_\_ DATE 5/31 19 97  
NAME Mohamed Hamed PHONE NO. \_\_\_\_\_  
ADDRESS \_\_\_\_\_

| SOLD BY | CASH | CHECK | CHARGE | C.O.D. | ON ACCT | PAID OUT | INCR. REQ. |
|---------|------|-------|--------|--------|---------|----------|------------|
|---------|------|-------|--------|--------|---------|----------|------------|

| QUAN. | DESCRIPTION | PRICE | AMOUNT |
|-------|-------------|-------|--------|
|-------|-------------|-------|--------|

|  |  |  |                  |
|--|--|--|------------------|
|  |  |  | <u>15,000.00</u> |
|  |  |  |                  |
|  |  |  |                  |
|  |  |  |                  |
|  |  |  |                  |
|  |  |  |                  |
|  |  |  |                  |
|  |  |  |                  |
|  |  |  |                  |
|  |  |  |                  |

This Water is Not Sold  
As Drinking Water TAX

Received by [Signature] TOTAL 15,000.00

All claims and returned goods must be accompanied by this bill.  
01174 Thank You PRINTED IN U.S.A.



PLAZA EXTRA  
4C-4D SION FRAM  
C/STED, ST. CROIX V. I. 00820  
(809) 778-6240

CUSTOMER'S ORDER NO. \_\_\_\_\_ DATE 2/5 1997  
NAME Mohamed Hamel PHONE NO. \_\_\_\_\_  
ADDRESS \_\_\_\_\_

SOLD BY CASH CHECK CHARGE C.O.D. ON ACCT. PAID OUT A/C C.R.E.T.

| QUAN. | DESCRIPTION | PRICE | AMOUNT    |
|-------|-------------|-------|-----------|
|       |             |       | 10,000.00 |
|       |             |       |           |
|       |             |       |           |
|       |             |       |           |
|       |             |       |           |
|       |             |       |           |
|       |             |       |           |
|       |             |       |           |
|       |             |       |           |

This Water is Not Sold  
As Drinking Water

TAX \_\_\_\_\_  
TOTAL 10,000.00

Received by [Signature]  
All claims and returned goods must be accompanied by this bill.

01125

Thank You

PRINTED IN U.S.A.

PLAZA EXTRA  
4C-4D SION FRAM  
C/STED, ST. CROIX V. I. 00820  
(809) 778-6240

CUSTOMER'S ORDER NO. \_\_\_\_\_ DATE 3/10 1997  
NAME Mohamed Hamel PHONE NO. \_\_\_\_\_  
ADDRESS \_\_\_\_\_

SOLD BY CASH CHECK CHARGE C.O.D. ON ACCT. PAID OUT A/C C.R.E.T.

| QUAN. | DESCRIPTION | PRICE | AMOUNT    |
|-------|-------------|-------|-----------|
|       |             |       | 20,000.00 |
|       |             |       |           |
|       |             |       |           |
|       |             |       |           |
|       |             |       |           |
|       |             |       |           |
|       |             |       |           |
|       |             |       |           |
|       |             |       |           |

This Water is Not Sold  
As Drinking Water

TAX \_\_\_\_\_  
TOTAL 20,000.00

Received by [Signature]  
All claims and returned goods must be accompanied by this bill.

01157

Thank You

PRINTED IN U.S.A.

**PLAZA EXTRA** 446-0060  
 4C-4D SION FRAM  
 C'STED, ST. CROIX V. I. 00820  
 (809) 778-6240

| CUSTOMER'S ORDER NO. |                         | DATE  |        | 3-13    |             | 19 98    |  |
|----------------------|-------------------------|-------|--------|---------|-------------|----------|--|
| NAME                 |                         |       |        |         |             |          |  |
| ADDRESS              |                         |       |        |         |             |          |  |
| SOLD BY              | CASH                    | C.O.D | CHARGE | ON ACOT | AMOUNT PAID | PAID OUT |  |
|                      |                         |       |        |         |             |          |  |
| QUAN.                | DESCRIPTION             |       |        | PRICE   | AMOUNT      |          |  |
|                      | <del>Two thousand</del> |       |        |         | 2000.00     |          |  |
|                      | <del>Plastering</del>   |       |        |         |             |          |  |
|                      | <del>House</del>        |       |        |         |             |          |  |
|                      | 750.00                  |       |        |         |             |          |  |
|                      |                         |       |        | TAX     |             |          |  |
|                      |                         |       |        | TOTAL   | 2000.00     |          |  |

ALL claims and returned goods MUST be accompanied by this bill.

00646

Rec'd by \_\_\_\_\_

PAPE FORMS 7-187-007  
 800-257-6354 74460-001

Total 98 = 13,650.00

446-0061

**PLAZA EXTRA**

4C-4D SION FRAM

125 WEST, ST. CROIX V I. 00820

(809) 778-8240

|                         |                       |                     |        |         |       |                 |  |
|-------------------------|-----------------------|---------------------|--------|---------|-------|-----------------|--|
| CUSTOMER'S ORDER NO.    |                       | DATE <u>5/27/98</u> |        |         |       |                 |  |
| NAME <u>Wally Hamed</u> |                       |                     |        |         |       |                 |  |
| ADDRESS                 |                       |                     |        |         |       |                 |  |
| PAID BY                 | CASH                  | C.O.D.              | CHANGE | ON ACCT | STORE | PAY OUT         |  |
|                         |                       |                     |        |         | RETD. |                 |  |
| QUAN.                   | DESCRIPTION           |                     |        |         | PRICE | AMOUNT          |  |
|                         | <u>1200 Thousands</u> |                     |        |         |       | <u>9,000.00</u> |  |
|                         | <u>Wally Hamed</u>    |                     |        |         |       |                 |  |
|                         |                       |                     |        |         | TAX   |                 |  |
|                         |                       |                     |        |         | TOTAL | <u>9,000.00</u> |  |

ALL claims and returned goods MUST be accompanied by this bill.

00708

Rec'd by

RAPIDFORMS 74462 - 2PT.  
800-257-8354 74463 - 3PT.

446-0062

PLAZA EXTRA  
1040 S. W. 15th Ave.  
MIAMI, FL 33135  
(305) 778-8240

CUSTOMER'S ORDER NO. \_\_\_\_\_ DATE 4-7 19 98  
NAME Wally Hayes PHONE NO. \_\_\_\_\_  
ADDRESS \_\_\_\_\_

SOLD BY \_\_\_\_\_ CASH \_\_\_\_\_ CHECK \_\_\_\_\_ CHARGE \_\_\_\_\_ C.O.D. \_\_\_\_\_ ON ACCT \_\_\_\_\_ PAID OUT \_\_\_\_\_ (MISC. RET.) \_\_\_\_\_

| QUAN. | DESCRIPTION      | PRICE | AMOUNT        |
|-------|------------------|-------|---------------|
|       | <u>Two Hoses</u> |       | <u>700.00</u> |
|       | <u>Station</u>   |       |               |
|       | <u>Francis</u>   |       |               |
|       |                  | TAX   |               |
|       |                  | TOTAL | <u>700.00</u> |

Received by \_\_\_\_\_

All claims and returned goods must be accompanied by this bill.

01458

Thank You

PRINTED IN U.S.A.

446-0091

FRANK (TRA  
4040 1/2 FRAM  
STED, ST. CHARLES V. I. 00820  
(809) 773-8240

|                            |             |        |        |          |               |              |  |
|----------------------------|-------------|--------|--------|----------|---------------|--------------|--|
| CUSTOMER'S ORDER NO.       |             | DATE   |        | 4/20     |               | 19 98        |  |
| NAME <i>Wally</i>          |             |        |        |          |               |              |  |
| ADDRESS                    |             |        |        |          |               |              |  |
| SOLD BY                    | CASH        | C.O.D. | CHARGE | OR ACCT. | MOSE<br>PAID. | PAY OUT      |  |
| QUAN.                      | DESCRIPTION |        |        | PRICE    | AMOUNT        |              |  |
|                            |             |        |        |          | <i>570.00</i> |              |  |
| <del><i>Emmavido</i></del> |             |        |        |          |               |              |  |
| <i>keeps</i>               |             |        |        |          |               |              |  |
|                            |             |        |        |          | TAX           | <i>00.00</i> |  |
|                            |             |        |        |          | TOTAL         | <i>00.00</i> |  |

ALL claims and returned goods MUST be accompanied by this bill.

00794

Rec'd by

*Jack*

RAPIDFORMS 74482 - 2PT.  
800/257-8354 74483 - 8PT.

DEFENDANTS' RESPONSE  
0112044

FY 004131



446-0098

PLAZA EXTRA  
40-40 S.W. BEAM  
ST. CROIX V.I. 00820  
(809) 778-8240

|                      |        |               |        |                |
|----------------------|--------|---------------|--------|----------------|
| CUSTOMER'S ORDER NO. |        | DATE          |        |                |
| NAME <i>Wally</i>    |        | <i>9-9-98</i> |        |                |
| ADDRESS              |        |               |        |                |
| SOLD BY              |        |               |        |                |
| CASH                 | C.C.D. | CHEQUE        | CREDIT |                |
| QUAN.                |        | DESCRIPTION   | PRICE  | AMOUNT         |
|                      |        |               |        | <i>1000.00</i> |
|                      |        |               | TAX    |                |
|                      |        |               | TOTAL  | <i>1000.00</i> |

ALL claims and returned goods MUST be accompanied by this bill.

4834

Rec'd by

RADIOFORMS  
800-267-8364 74483-3PT

DEFENDANTS' RESPONSE  
0112046

FY 004133

446-0093

ST. LOUIS MOBILE & A  
4500  
ST. LOUIS MOBILE & A  
ST. LOUIS MOBILE & A  
10821  
8091 779-6241

|                      |                        |              |        |         |       |          |
|----------------------|------------------------|--------------|--------|---------|-------|----------|
| CUSTOMER'S ORDER NO. | DATE                   | 11 - 19 55   |        |         |       |          |
| NAME                 |                        | Wally Howard |        |         |       |          |
| ADDRESS              |                        |              |        |         |       |          |
| BOLD BY              | DATE                   | C.O.D.       | CHARGE | ON INST | MOSE  | PAID OUT |
|                      |                        |              |        |         | RET'D |          |
| QUAN.                | DESCRIPTION            | PRICE        | AMOUNT |         |       |          |
|                      | five hundred-          | 25           | 500.00 |         |       |          |
|                      | Electronics Department |              |        |         |       |          |
|                      | 9000 Key St. St. Louis |              |        |         |       |          |
|                      |                        |              |        |         |       |          |
|                      |                        |              |        |         |       |          |
|                      |                        |              |        |         |       |          |
|                      |                        | TAX          |        |         |       |          |
|                      |                        | TOTAL        |        |         |       |          |

All claims and returned goods MUST be accompanied by this bill.  
346 Rec'd by  
RAPIDFORMS 74463 : 3 PF  
800257-8364 74463 : 3 PF



446-0095

PLAZA EXTRA  
4C-4D SIC-4 FRAM  
1100 ED. ST CROIX V I. 00820  
(809) 777-5040

| CUSTOMER'S ORDER NO. |                                | DATE       |        |
|----------------------|--------------------------------|------------|--------|
| NAME                 |                                | 9/15 10 58 |        |
| ADDRESS<br>Dally     |                                |            |        |
| PAY BY               | CASH                           | CARD       | COPY   |
| QUAN.                | DESCRIPTION                    | PRICE      | AMOUNT |
| 1                    | 1/11/11 Superior<br>car bumper | 112.00     | 112.00 |
|                      |                                |            |        |
|                      |                                |            |        |
| Thank You!           |                                |            |        |
|                      |                                |            | TAX    |
|                      |                                |            | TOTAL  |

ALL claims and returned goods MUST be accompanied by this bill.

04583

Rec'd by

RAPIDFORMS 800-257-6354 74483-887

DEFENDANTS' RESPONSE  
0112048

FY 004135

446-0097

PLAZA EXTRA  
4C-4D SION FRAM  
C'ATED, ST. GROIX V. I. (91020)  
(808) 778-8240

|                      |                        |
|----------------------|------------------------|
| CUSTOMER'S ORDER NO. | DATE <u>11/20 1958</u> |
| NAME <u>Walt</u>     | PHONE NO.              |
| ADDRESS              |                        |

| SOLD BY     | CASH                        | CHECK | CHARGE | C.O.D.           | ON ACCT. | PAID OUT | EXC. RET. |
|-------------|-----------------------------|-------|--------|------------------|----------|----------|-----------|
| QUAN.       | DESCRIPTION                 |       |        | PRICE            | AMOUNT   |          |           |
|             | <u>1 item tennis racket</u> |       |        | <u>\$ 350.00</u> |          |          |           |
|             | <u>Olson swimmer</u>        |       |        |                  |          |          |           |
|             | As Original State           |       |        | TAX              |          |          |           |
| Received by |                             |       |        | <u>350.00</u>    |          |          |           |

03659

All checks and returned goods must be accompanied by this bill.

Thank You

PRINTED IN U.S.A.

340-0051

**PLAZA EXTRA**  
4C-4D SION FRAM  
CATED, ST. CROIX V. I. 00820  
(800) 778-6240

CUSTOMER'S ORDER NO. \_\_\_\_\_ DATE 4/13 1999

NAME Matt

ADDRESS \_\_\_\_\_

| QUAN.             | DESCRIPTION | PRICE        | AMOUNT     |
|-------------------|-------------|--------------|------------|
| <u>1</u>          | <u>...</u>  | <u>...</u>   | <u>...</u> |
| <u>1</u>          | <u>...</u>  | <u>...</u>   | <u>...</u> |
| <b>Thank You!</b> |             |              |            |
|                   |             | <b>TAX</b>   |            |
|                   |             | <b>TOTAL</b> |            |

ALL claims and returned goods MUST be accompanied by this bill.

Rec'd by Don K...

RADIOFORMS 74483-8PT  
BOX 257-8384

Total 99 = 36,726.75

**DEFENDANTS' RESPONSE**  
**0112050**

340-0050

**PLAZA EXTRA**  
4C-4D SION FRAM  
COSTED, ST. CROIX V. I. 00820  
(809) 778-8240

|                      |                         |       |        |
|----------------------|-------------------------|-------|--------|
| CUSTOMER'S ORDER NO. | DATE                    | 7/3   | 89     |
| NAME                 | Wally                   |       |        |
| ADDRESS              |                         |       |        |
| QUAN.                | DESCRIPTION             | PRICE | AMOUNT |
|                      |                         | 10    | 300.00 |
|                      | thru hand               |       |        |
|                      |                         |       |        |
|                      | key case                |       |        |
|                      | <del>THANKS WALLY</del> |       |        |
|                      | Wally                   |       |        |
|                      |                         | TAX   |        |
|                      |                         | TOTAL | 300.00 |

ALL claims and returned goods MUST be accompanied by this bill.

02700

Rec'd by

RAPIDFORMS 74488-8PT.  
800/257-8334

**DEFENDANTS' RESPONSE**  
0112051

FY 004138

340-0048

**PLAZA EXTRA**  
4C-4D SIGN FRAM  
CITY STED, ST. CROIX V. I. 00820  
(809) 778-6240

| CUSTOMER'S ORDER NO. |                   | DATE  |        |
|----------------------|-------------------|-------|--------|
| NAME                 |                   | ID    |        |
| ADDRESS              |                   |       |        |
| QUAN.                | DESCRIPTION       | PRICE | AMOUNT |
|                      | <i>Five units</i> |       |        |
|                      | <i>By me</i>      |       |        |
| <i>Thank you!</i>    |                   |       |        |
|                      | <i>Wright</i>     |       |        |
|                      |                   | TAX   |        |
|                      |                   | TOTAL |        |

ALL claims and returned goods MUST be accompanied by this bill.

1694

Rec'd by

RAPIDFORMS  
800/257-8384

*3/24*

**DEFENDANTS' RESPONSE**  
**0112052**

FY 004139

340-0052

**PLAZA EXTRA**  
4C-4D SION FRAM  
POSTED, ST. CROIX V. I. 00820  
(809) 778-6240

|                      |      |     |       |
|----------------------|------|-----|-------|
| CUSTOMER'S ORDER NO. | DATE | 9/3 | 19 99 |
| NAME <i>Walt</i>     |      |     |       |
| ADDRESS              |      |     |       |
| QUAN.                |      |     |       |
| DESCRIPTION          |      |     |       |
| PRICE                |      |     |       |
| AMOUNT               |      |     |       |
| <i>Thank You!</i>    |      |     |       |
| TAX                  |      |     |       |
| TOTAL <i>1000.00</i> |      |     |       |

ALL claims and returned goods MUST be accompanied by this bill.

02698

Rec'd by *Juan Roman*

RAPIDFORMS 7442-85T  
600257-8394 74423-85T

**DEFENDANTS' RESPONSE**  
0112053

FY 004140

446-0066

PLAZA EYES  
100-01 BROADWAY  
CITY ST. CINCINNATI OHIO 45202  
(609) 788-4445

| CUSTOMER'S ORDER NO. _____         |             |                        |        |                  |                  |           |            |  |
|------------------------------------|-------------|------------------------|--------|------------------|------------------|-----------|------------|--|
| NAME <i>Walley</i> PHONE NO. _____ |             |                        |        |                  |                  |           |            |  |
| ADDRESS _____                      |             |                        |        |                  |                  |           |            |  |
| DATE <i>7/29</i> 19 <i>99</i>      |             |                        |        |                  |                  |           |            |  |
| SOLD BY                            | CASH        | CHECK                  | CHARGE | C.O.D.           | ON ACCT.         | PAID CASH | MODE RETD. |  |
| QUAN.                              | DESCRIPTION |                        | PRICE  | AMOUNT           |                  |           |            |  |
|                                    |             |                        |        |                  |                  |           |            |  |
|                                    |             |                        |        | <i>\$1700.00</i> |                  |           |            |  |
|                                    |             | <i>McHolland</i>       |        |                  |                  |           |            |  |
|                                    |             | <i>20000 insurance</i> |        |                  |                  |           |            |  |
|                                    |             | <del>Insurance</del>   |        |                  |                  |           |            |  |
|                                    |             |                        |        |                  |                  |           |            |  |
|                                    |             |                        |        |                  |                  |           |            |  |
|                                    |             |                        |        |                  |                  |           |            |  |
|                                    |             |                        |        |                  |                  |           |            |  |
|                                    |             |                        |        |                  |                  |           |            |  |
|                                    |             |                        |        |                  |                  |           |            |  |
|                                    |             |                        |        |                  |                  |           |            |  |
|                                    |             |                        |        |                  |                  |           |            |  |
|                                    |             |                        |        |                  |                  |           |            |  |
|                                    |             |                        |        |                  |                  |           |            |  |
|                                    |             |                        |        |                  |                  |           |            |  |
|                                    |             |                        |        |                  |                  |           |            |  |
| Received by                        |             |                        |        | TOTAL            | <i>\$1700.00</i> |           |            |  |

01893 Thank You PRINTED IN U.S.A.  
All claims and returned goods must be accompanied by this bill.

DEFENDANTS' RESPONSE  
0112054

340-0047

**PLAZA EXTRA**  
40-4D SIC...  
CATED, ST. CR... (809) 774-9240

| CUSTOMER'S ORDER NO. |                   | DATE        |        |
|----------------------|-------------------|-------------|--------|
| NAME                 |                   | 10/18 19 99 |        |
| ADDRESS              |                   |             |        |
| QUAN.                | DESCRIPTION       | PRICE       | AMOUNT |
|                      |                   | \$          | 300.00 |
|                      | <i>Thank you!</i> |             |        |
|                      | <i>Thank you!</i> |             |        |
|                      |                   |             |        |
|                      |                   |             |        |
|                      |                   | TAX         |        |
|                      |                   | TOTAL       | 300.00 |

ALL claims and returned goods MUST be accompanied by this bill.

02946

Rec'd by \_\_\_\_\_

RAPIFORMS 74483-8PT  
800-257-8354



340-0046

**PLAZA EXTRA**  
4C-4D SION FRAM  
C/S CED, ST. CROIX V. I. 00820  
(809) 778-6240

|                             |             |       |                  |             |             |
|-----------------------------|-------------|-------|------------------|-------------|-------------|
| CUSTOMER'S ORDER NO.        |             |       | DATE <u>11/2</u> |             | <u>1999</u> |
| NAME <u>Wally Hernandez</u> |             |       |                  |             |             |
| ADDRESS                     |             |       |                  |             |             |
|                             |             |       |                  |             |             |
| QUAN.                       | DESCRIPTION | PRICE | AMOUNT           |             |             |
|                             |             |       |                  | <u>5,00</u> | <u>00</u>   |
|                             |             |       |                  |             |             |
|                             |             |       |                  |             |             |
|                             |             |       |                  |             |             |
|                             |             |       |                  |             |             |
|                             |             |       |                  |             |             |
|                             |             |       |                  |             |             |
|                             |             |       | TAX              |             |             |
|                             |             |       | TOTAL            |             |             |

ALL claims and returned goods MUST be accompanied by this bill.

02950

Rec'd by

RAPIDFORMS 74483-3PT  
800-257-8354

**DEFENDANTS' RESPONSE**  
0112056

FY 004143



340-0043

**PLAZA EXTRA**  
 4C-4D SION FRAM  
 C'STED, ST. CROIX V. I. 00820  
 (809) 778-8240

|                      |      |       |       |
|----------------------|------|-------|-------|
| CUSTOMER'S ORDER NO. | DATE | 11/30 | 10:55 |
| NAME                 |      |       |       |
| <i>Wiley</i>         |      |       |       |
| ADDRESS              |      |       |       |
|                      |      |       |       |

| QUAN.             | DESCRIPTION  | PRICE     | AMOUNT         |
|-------------------|--------------|-----------|----------------|
| <i>.. 4001.00</i> | <i>SALES</i> | <i>16</i> | <i>5000.00</i> |
|                   |              |           |                |
| <i>Thank you!</i> |              |           |                |
|                   |              |           |                |
|                   |              |           |                |
|                   |              | TAX       |                |
|                   |              | TOTAL     | <i>5000.00</i> |

ALL claims and returned goods MUST be accompanied by this bill.

03792

Rec'd by

RAPIDFORMS 74483-851  
 800/257-3334

DEFENDANTS' RESPONSE  
 0112058

FY 004145

340-0042

PLAZA EXTRA  
4C-4D SION FRAM  
CSTED, ST. CROIX V. I. 00820  
(809) 778-6240

|                      |         |
|----------------------|---------|
| CUSTOMER'S ORDER NO. | DATE    |
| NAME                 | 12-7-99 |
| Wally Hamel          |         |
| ADDRESS              |         |
|                      |         |

| QUAN.             | DESCRIPTION | PRICE | AMOUNT  |
|-------------------|-------------|-------|---------|
|                   | casinche    |       | 3626 75 |
| #7                | Singals     |       |         |
| <b>Thank You!</b> |             |       |         |
| W                 |             |       |         |
|                   |             | TAX   |         |
|                   |             | TOTAL |         |

ALL claims and returned goods MUST be accompanied by this bill.

03780

Rec'd by \_\_\_\_\_

RAPIDFORMS 7488:2P  
809-237-8354


DEFENDANTS' RESPONSE

0112059

FY 004146

340-0041

**PLAZA EXTRA**  
 4C-4D SION FRAM  
 C/STED, ST. CROIX V. I. 00820  
 (809) 778-6240

| CUSTOMER'S ORDER NO.   |             | DATE <u>12 / 9</u> |        |
|--|-------------|--------------------|--------|
| NAME <u>W. King</u>  |             | 10 59              |        |
| ADDRESS  |             |                    |        |
|  |             |                    |        |
| QUAN.  | DESCRIPTION | PRICE              | AMOUNT |
|  |             |                    |        |
|  |             |                    |        |
|  |             |                    |        |
|  |             |                    |        |
|  |             |                    |        |
|  |             |                    |        |
|  |             |                    |        |
|  |             |                    |        |
|  |             | TAX                |        |
|  |             | <b>TOTAL</b>       |        |

ALL claims and returned goods MUST be accompanied by this bill.

Rec'd by \_\_\_\_\_

RAPIDFORMS 74483-887  
 509257-4364

340-0040

**PLAZA EXTRA**  
4C-4D SION FRAM  
COSTED, ST. CROIX V. I. 00820  
(809) 778-6240

|                         |                  |                 |               |
|-------------------------|------------------|-----------------|---------------|
| CUSTOMER'S ORDER NO.    |                  | DATE            |               |
| NAME <i>MALLY Hamed</i> |                  | <i>12-17-99</i> |               |
| ADDRESS                 |                  |                 |               |
| QUAN.                   | DESCRIPTION      | PRICE           | AMOUNT        |
|                         | <i>1/2 Swain</i> |                 | <i>Swain</i>  |
|                         | <i>1/2 Hamed</i> |                 |               |
| <i>Thank You!</i>       |                  |                 |               |
|                         |                  | TAX             |               |
|                         |                  | TOTAL           | <i>200.00</i> |

ALL claims and returned goods MUST be accompanied by this bill.

13 59

Rec'd by *[Signature]*

RAPIDFORMS  
60227-8364 74483-SFF

340-0038

**PILAZA EXTRA**  
 4C-4D SION FRAM  
 POSTED, ST. CROIX V. I. 00820  
 (809) 778-6240

| CUSTOMER'S ORDER NO. |             | DATE      |        |
|----------------------|-------------|-----------|--------|
| NAME                 |             | 17-7 10 5 |        |
| ADDRESS              |             |           |        |
|                      |             |           |        |
| QUAN.                | DESCRIPTION | PRICE     | AMOUNT |
|                      |             | 121.00    | 121.00 |
|                      |             |           |        |
|                      |             |           |        |
| <i>Thank You!</i>    |             |           |        |
|                      |             |           |        |
|                      |             |           |        |
|                      |             | TAX       |        |
|                      |             | TOTAL     |        |

ALL claims and returned goods MUST be accompanied by this bill.

03281

Rec'd by *[Signature]*  
 RAPIDFORMS 778-887

340-0037

**PLAZA EXTRA**  
 4C-4D SION FRAM  
 C/STED, ST. CROIX V. I. 00820  
 (809) 778-6240

|                      |             |        |            |
|----------------------|-------------|--------|------------|
| CUSTOMER'S ORDER NO. |             | DATE   |            |
| NAME                 |             | Wally  | 02-10 1990 |
| ADDRESS              |             |        |            |
| QUAN.                | DESCRIPTION | PRICE  | AMOUNT     |
|                      | Three ...   | 731.11 |            |
| <i>Thank You!</i>    |             |        |            |
|                      |             | TAX    |            |
|                      |             | TOTAL  | 85,122.00  |

ALL claims and returned goods MUST be accompanied by this bill.

03135

Rec'd by \_\_\_\_\_

RAPIDFORMS 74482 - SPT.  
 800-257-8384 74483 - SPT.

*Total in 2000 = 85,122.00*

**DEFENDANTS' RESPONSE**  
 0112063

FY 004150



340-0036

PLAZA EXTRA  
4C-4D SION FRAM  
COSTED, ST. CROIX V. I. 00820  
(809) 778-8240

| CUSTOMER'S ORDER NO. |                          | DATE        |        |
|----------------------|--------------------------|-------------|--------|
|                      |                          | 01-14 19 00 |        |
| NAME <i>Dunnett</i>  |                          |             |        |
| ADDRESS              |                          |             |        |
| SOLD BY              |                          |             |        |
| QUAN.                | DESCRIPTION              | PRICE       | AMOUNT |
|                      |                          | 8           | 350.00 |
|                      | <i>Ther + h... Secur</i> |             |        |
|                      | <i>75...</i>             |             |        |
|                      | <i>Ther...</i>           |             |        |
|                      |                          |             |        |
|                      |                          |             |        |
|                      |                          |             |        |
|                      |                          |             |        |
|                      |                          |             |        |
|                      |                          | TAX         |        |
|                      |                          | TOTAL       | 350.00 |

ALL claims and returned goods MUST be accompanied by this bill.

03139

Rec'd by \_\_\_\_\_

RAPIDFORMS 74482 - 3PT.  
800/257-8364 74483 - 3PT.

340-0035

**PLAZA EXTRA**  
4C-4D SION FRAM  
CSTED, ST. CROIX V. I. 00820  
(809) 778-6240

| CUSTOMER'S ORDER NO. |                                   | DATE  | 01-25 10 00 |    |
|----------------------|-----------------------------------|-------|-------------|----|
| NAME                 |                                   | Dally |             |    |
| ADDRESS              |                                   |       |             |    |
|                      |                                   |       |             |    |
| QUAN.                | DESCRIPTION                       | PRICE | AMOUNT      |    |
|                      | Two Three Small<br>Flour biscuits | 1.45  | 25.00       | 00 |
| <i>Thank You!</i>    |                                   |       |             |    |
|                      |                                   | TAX   |             |    |
|                      |                                   | TOTAL | 25.00       | 00 |

ALL claims and returned goods MUST be accompanied by this bill.

03167

Rec'd by \_\_\_\_\_

RAPIDFORMS 7443-2PT  
809257-8304 7443-3PT

DEFENDANTS' RESPONSE  
0112065

FY 004152

340-0034

**PLAZA EXTRA**  
4C-4D SION FRAM  
C. STED, ST. CROIX V. I. 00820  
(809) 778-8240

|                      |             |             |        |
|----------------------|-------------|-------------|--------|
| CUSTOMER'S ORDER NO. |             | DATE        |        |
|                      |             | 01-27 19 00 |        |
| NAME <i>Wally</i>    |             |             |        |
| ADDRESS              |             |             |        |
| FOOD BY              |             |             |        |
| QUAN.                | DESCRIPTION | PRICE       | AMOUNT |
|                      |             | 43 000      | 00     |
| <i>Thank you</i>     |             |             |        |
| <i>Thank you</i>     |             |             |        |
| <i>Thank you</i>     |             |             |        |
| TAX                  |             |             |        |
| TOTAL <i>5111.00</i> |             |             |        |

ALL claims and returned goods MUST be accompanied by this bill.

03154

Rec'd by \_\_\_\_\_

RAPIDFORMS  
800/257-8324 74483-1PT

**DEFENDANTS' RESPONSE**  
0112066

FY 004153

340-0031

**PLAZA EXTRA**  
1C-4D SION FRAM  
C'STED, ST. CROIX V. I. 00820  
(809) 778-8240

| CUSTOMER'S ORDER NO. |                | DATE  |         |
|----------------------|----------------|-------|---------|
|                      |                | 2/17  |         |
| NAME                 |                |       |         |
| 6/2/17               |                |       |         |
| ADDRESS              |                |       |         |
|                      |                |       |         |
| QUAN.                | DESCRIPTION    | PRICE | AMOUNT  |
|                      |                |       | 1785 00 |
|                      | come from 3000 |       |         |
|                      | ... ..         |       |         |
|                      | ...            |       |         |
|                      | ...            |       |         |
|                      | ...            |       |         |
|                      | ...            |       |         |
|                      | ...            |       |         |
|                      | ...            |       |         |
|                      |                | TAX   |         |
|                      |                | TOTAL | 1785 00 |

ALL claims and returned goods MUST be accompanied by this bill.

01920

Rec'd by \_\_\_\_\_

RAPIDFORMS 74483 - SST.  
800257-8354 74483 - SST.

**DEFENDANTS' RESPONSE**  
**0112067**

**FY 004154**



NO. ██████████ 51

340-0024

|                  |  |         |
|------------------|--|---------|
| NAME:            |  | DATE:   |
| ADDRESS:         |  | 4/17/00 |
| CITY, STATE, ZIP |  |         |

| PAID BY | CASH | C.O.D. | CHARGE | ON ACCT. | MIS. FTS. | PAID OUT |
|---------|------|--------|--------|----------|-----------|----------|
|---------|------|--------|--------|----------|-----------|----------|

|                      |  |  |  |  |  |                             |
|----------------------|--|--|--|--|--|-----------------------------|
| <i>Ken Johnson</i>   |  |  |  |  |  | 10.00 -                     |
|                      |  |  |  |  |  |                             |
| <i>[Signature]</i>   |  |  |  |  |  |                             |
|                      |  |  |  |  |  |                             |
| CUSTOMER'S ORDER NO. |  |  |  |  |  | RECEIVED BY: <i>10.00 -</i> |

KEEP THIS COPY FOR YOUR RECORDS  
©1998 **REFORM** 5L240

NO. 1327

340-0023

|                    |                      |
|--------------------|----------------------|
| NAME: <i>Wally</i> | DATE: <i>5/23/60</i> |
| ADDRESS:           |                      |
| CITY, STATE, ZIP   |                      |

| SOLD BY | CASH | C.O.D. | CHEQUE | ON ACCT. | HOW ETC. | Paid OUT |
|---------|------|--------|--------|----------|----------|----------|
|         |      |        |        |          |          |          |

| AMOUNT         | DESCRIPTION                        | DATE |
|----------------|------------------------------------|------|
| <i>8350.00</i> | <i>Three thousand five hundred</i> |      |
|                | <i>[Signature]</i>                 |      |
| <i>8350.00</i> |                                    |      |

|                      |              |
|----------------------|--------------|
| CUSTOMER'S ORDER NO. | RECEIVED BY: |
|----------------------|--------------|

KEEP THIS COPY FOR YOUR RECORDS  
C1800 REPORT 51240

340-0022

NO. 1180

|                           |                             |
|---------------------------|-----------------------------|
| <b>NAME:</b> <i>Nally</i> | <b>DATE:</b> <i>6/16/00</i> |
| <b>ADDRESS:</b>           |                             |
| <b>CITY, STATE, ZIP</b>   |                             |

| SOLD BY | QTY | C.A.S. | CHANGE | ON ACCT. | REVERTS | PAID OUT |
|---------|-----|--------|--------|----------|---------|----------|
|---------|-----|--------|--------|----------|---------|----------|

|                             | DESCRIPTION          | AMOUNT              | REMARKS |
|-----------------------------|----------------------|---------------------|---------|
|                             | <i>Four thousand</i> | <i>4000.00</i>      |         |
|                             |                      |                     |         |
|                             |                      |                     |         |
|                             |                      |                     |         |
|                             |                      |                     |         |
|                             |                      |                     |         |
|                             |                      |                     |         |
|                             |                      |                     |         |
|                             | <i>[Signature]</i>   | <i>4000.00</i>      |         |
| <b>CUSTOMER'S ORDER NO.</b> |                      | <b>RECEIVED BY:</b> |         |

KEEP THIS COPY FOR YOUR RECORDS  
©1998 BEDFORD 51240





340-0020

NO. ████████ 89

|                  |              |
|------------------|--------------|
| NAME:            | <i>Wally</i> |
| ADDRESS:         | <i>Wally</i> |
| CITY, STATE, ZIP |              |

|         |      |      |        |          |      |         |
|---------|------|------|--------|----------|------|---------|
| SOLD BY | CASH | C.R. | CHANGE | ON ACCT. | NOTE | PAY OUT |
|---------|------|------|--------|----------|------|---------|

|                                    |  |  |  |  |  |            |
|------------------------------------|--|--|--|--|--|------------|
|                                    |  |  |  |  |  | \$ 3500.00 |
| <i>Three thousand five hundred</i> |  |  |  |  |  |            |
| <i>five hundred</i>                |  |  |  |  |  |            |
| <i>Wally</i>                       |  |  |  |  |  |            |
|                                    |  |  |  |  |  | \$ 3500.00 |

|                      |              |
|----------------------|--------------|
| CUSTOMER'S ORDER NO. | RECEIVED BY: |
|----------------------|--------------|

KEEP THIS COPY FOR YOUR RECORDS  
 ©1988 HILFORD SL240

340-0019

# PLAZA EXTRA

4C-4D SION FRAM  
C'STED, ST. CROIX V.I. 00820  
(340) 778-6240

|                      |             |         |                             |
|----------------------|-------------|---------|-----------------------------|
| CUSTOMER'S ORDER NO. |             | PHONE   | DATE                        |
| NAME                 |             | 6/19/02 |                             |
| ADDRESS              |             |         |                             |
| CASH                 | C.O.D.      | CHARGE  | ON ACCT. (SEE INSTRUCTIONS) |
| four hundred         |             |         | 100.00                      |
| Dwyer                |             |         |                             |
| SOLD BY              | RECEIVED BY | TAX     | TOTAL                       |
|                      |             |         | 400.00                      |

C PRODUCT 809 All claims and returned goods MUST be accompanied by this bill

1838

To Reorder:  
800-225-6380 or nebs.com

Thank You

DEFENDANTS' RESPONSE  
0112074

FY 004161



NO. 144

340-0017

|                    |                  |
|--------------------|------------------|
| NAME:              | DATE:<br>6/26/00 |
| ADDRESS:<br>N. 161 |                  |
| CITY, STATE, ZIP   |                  |

|         |     |        |        |          |          |         |
|---------|-----|--------|--------|----------|----------|---------|
| SOLD BY | TAX | C.S.A. | CHARGE | ON ACCT. | INTEREST | PAY OUT |
|---------|-----|--------|--------|----------|----------|---------|

|                      |                      |  |                   |                |
|----------------------|----------------------|--|-------------------|----------------|
| <i>W. J. H.</i>      | <i>five thousand</i> |  |                   | <i>5000.00</i> |
|                      |                      |  |                   |                |
|                      |                      |  |                   |                |
|                      |                      |  |                   |                |
|                      |                      |  |                   |                |
|                      |                      |  |                   |                |
|                      |                      |  |                   |                |
|                      |                      |  |                   |                |
|                      |                      |  |                   |                |
|                      |                      |  |                   |                |
|                      |                      |  | <i>\$ 5000.00</i> |                |
| CUSTOMER'S ORDER NO. | RECEIVED BY:         |  |                   |                |

KEEP THIS COPY FOR YOUR RECORDS  
©1998 RECEIPT® 51348



340-0015

# PLAZA EXTRA

4C-4D SION FRAM  
C'STED, ST. CROIX V.I. 00820  
(340) 778-6240

|  |             |                   |
|--|-------------|-------------------|
| CUSTOMER'S ORDER NO.                         | PHONE       | DATE              |
| NAME   |             | 11/7/00           |
| ADDRESS<br>Wally H...                        |             |                   |
| Q.A.M.                                       | C.O.D.      | ADDRESS           |
| THIRTEEN THOUSAND THREE HUNDRED FIFTY ISLAND |             | \$ 13362.00       |
| D...   |             | TAX               |
| SOLD BY                                      | RECEIVED BY | TOTAL \$ 13362.00 |

© PRODUCT 809 All claims and returned goods MUST be accompanied by this bill.

1475

To Reorder:  
800-225-6380 or nabs.com

Thank You

DEFENDANTS' RESPONSE  
0112078

FY 004165

340-0014

# PLAZA EXTRA

4C-4D SION FRAM  
C'STED, ST. CROIX V.I. 00820  
(340) 778-6240

|                      |        |             |           |
|----------------------|--------|-------------|-----------|
| CUSTOMER'S ORDER NO. |        | PHONE       | DATE      |
| NAME                 |        | 8/7/00      |           |
| ADDRESS              |        |             |           |
| Wally                |        |             |           |
| CASH                 | C.A.B. | CHANGE      | GROceries |
| TAX                  |        | TOTAL       |           |
| SOLD BY              |        | RECEIVED BY | TOTAL     |
|                      |        |             | 2072.10   |

C. PRODUCT 609

All claims and returned goods MUST be accompanied by this bill.

1528

To Reorder:  
800-225-6360 or [webs.com](http://webs.com)

Thank You

DEFENDANTS' RESPONSE

0112079

FY 004166



340-0013

# PLAZA EXTRA

4C-4D SION FRAM  
C'STED, ST. CROIX V.I. 00820  
(340) 778-6240

|                            |       |        |          |                |                |
|----------------------------|-------|--------|----------|----------------|----------------|
| CUSTOMER'S ORDER NO.       |       | PHONE  |          | DATE 5/11/2000 |                |
| NAME <i>Wally</i>          |       |        |          |                |                |
| ADDRESS                    |       |        |          |                |                |
| CASH                       | CHEQ. | CHANGE | ON ACCT. | HOUSE PRTS.    | PAYD OUT       |
| <i>four thousand</i>       |       |        |          |                | \$ 4000.00     |
| GOLD BY <i>[Signature]</i> |       |        |          | TAX            |                |
| RECEIVED BY                |       |        |          | TOTAL          | <i>4000.00</i> |

C PRODUCT 609 All claims and returned goods MUST be accompanied by this bill.

1522

To Reorder:  
800-225-6380 or nebs.com

Thank You

340-0012


# PLAZA EXTRA

4C-4D SION FRAM  
C'STED, ST. CROIX V.I. 00820  
(340) 778-6240

|  |        |             |          |              |          |
|--|--------|-------------|----------|--------------|----------|
| CUSTOMER'S ORDER NO.                                   |        | PHONE       |          | DATE 8/13/00 |          |
| NAME   |        |             |          |              |          |
| ADDRESS Nalley   |        |             |          |              |          |
| CASH   | C.O.D. | CHARGE      | DISCOUNT | SALES TAX    | PAY OUT  |
|  |        |             |          |              | \$325.00 |
| Thank you for<br>Twenty five<br>Linn's papers<br>W. H. |        |             |          |              |          |
| TAX  |        |             |          |              |          |
| TOTAL \$325.00   |        |             |          |              |          |
| SOLD BY  |        | RECEIVED BY |          |              |          |

© PRODUCT 000 All claims and returned goods MUST be accompanied by this bill.

1194

 To Reorder:  
800-225-6380 or nobe.com

Thank You

DEFENDANTS' RESPONSE  
0112081

FY 004168

340-0010


# PLAZA EXTRA

4C-4D SIGN FRAM  
C'STED, ST. GROIX V.I. 00820  
(340) 778-6240

|                                   |        |             |              |           |          |
|-----------------------------------|--------|-------------|--------------|-----------|----------|
| CLIENT'S ORDER NO.                |        | PHONE       | DATE 8/25/00 |           |          |
| NAME                              |        | Address     |              |           |          |
| ADDRESS                           |        | Address     |              |           |          |
| CASH                              | C.O.D. | CHARGE      | ON ACCT.     | MORE NETO | PAYD OUT |
|                                   |        |             |              |           | 4500.00  |
| <i>four thousand five hundred</i> |        |             |              |           |          |
| <i>[Signature]</i>                |        |             |              |           |          |
| SOLD BY                           |        | RECEIVED BY |              | TAX       |          |
|                                   |        |             |              | TOTAL     | 4,500    |

© PRODUCT 600 All claims and returned goods MUST be accompanied by this bill.

1495

 To Reorder:  
800-225-6380 or nebs.com

*Thank You*

DEFENDANTS' RESPONSE  
0112082

FY 004169

340-0011

# PLAZA EXTRA

4C-4D SION FRAM  
C'STED, ST. CROIX V.I. 00820  
(340) 778-6240

|                      |                     |           |
|----------------------|---------------------|-----------|
| CUSTOMER'S ORDER NO. | PHONE               | DATE      |
| NAME                 |                     | 9/28/00   |
| Wally                |                     |           |
| ADDRESS              |                     |           |
|                      |                     |           |
| QTY                  | DESCRIPTION         | PRICE     |
|                      | four thousand       | \$4750.00 |
|                      | seven hundred fifty |           |
| Amount               |                     |           |
| SOLD BY              | RECEIVED BY         | TAX       |
|                      |                     |           |
| TOTAL                |                     | 4750.00   |

PRODUCT 808

All claims and returned goods MUST be accompanied by this bill.

1512

To Reorder:  
800-225-6380 or nebs.com

Thank You

DEFENDANTS' RESPONSE  
0112083

FY 004170

340-0008

# PLAZA EXTRA

4C-4D SION FRAM  
C'STED, ST. CROIX V.I. 00820  
(340) 778-6240

|                                    |        |       |         |              |          |
|------------------------------------|--------|-------|---------|--------------|----------|
| CUSTOMER'S ORDER NO.               |        | PHONE |         | DATE         |          |
|                                    |        |       |         | 10/19/00     |          |
| NAME                               |        |       |         |              |          |
| Wally Hamed                        |        |       |         |              |          |
| ADDRESS                            |        |       |         |              |          |
|                                    |        |       |         |              |          |
| CASH                               | C.D.S. | QUOTE | ON ACCT | RESTRICTIONS | PAY OUT  |
|                                    |        |       |         |              | 3500.00  |
| <i>Three thousand five hundred</i> |        |       |         |              | <i>S</i> |
| <i>D. Hamed</i>                    |        |       |         |              |          |
| BOLD BY                            |        |       |         | RECEIVED BY  |          |
|                                    |        |       |         |              |          |
|                                    |        |       |         | TAX          |          |
|                                    |        |       |         |              |          |
| TOTAL                              |        |       |         | 500.00       |          |

© PRODUCT 609 All claims and returned goods MUST be accompanied by this bill.

1779

To Reorder:  
800-225-6390 or nebe.com

*Thank You*

DEFENDANTS' RESPONSE  
0112084

FY 004171

# Plaza Extra - 1002

4C & D Estate Sion Farm  
 C'sted, St. Croix, V.I. 00821  
 Tel: (340) 778-6240  
 Fax: (340) 778-1200

#14 Estate Plassen  
 F'sted, St. Croix, V.I. 00841  
 Tel: (340) 719-1870  
 Fax: (340) 719-1874

Purchase Order No. \_\_\_\_\_ Date: 2/8/01

Account Name: Wally Hamed

Address: \_\_\_\_\_

Phone: \_\_\_\_\_

SOLO BY: \_\_\_\_\_ CASH: \_\_\_\_\_ COD: \_\_\_\_\_ CHECK: \_\_\_\_\_ CHARGE: \_\_\_\_\_

| QUAN | DESCRIPTION               | PRICE      | AMOUNT           |
|------|---------------------------|------------|------------------|
|      | <u>Seven Lined Towels</u> | <u>\$1</u> | <u>720.00</u>    |
|      | <u>New House catch</u>    |            |                  |
|      | <u>frames -</u>           |            |                  |
|      | <u>knuff</u>              |            |                  |
|      |                           |            | <u>\$ 720.00</u> |

Received by: Ellen Francis

All claims and returned items MUST be accompanied by this invoice.

340-0053

*Total sent = 95,365.-*







# Plaza Extra 0793

4C & D Estate Sion Farm  
 #14 Estate Plessen  
 C'sted, St. Croix, V.I. 00821  
 F'sted, St. Croix, V.I. 00841  
 Tel: (340) 778-6240  
 Tel: (340) 719-1870  
 Fax: (340) 778-1200  
 Fax: (340) 719-1874

|                   |     |                         |        |        |
|-------------------|-----|-------------------------|--------|--------|
| Purchase Order No |     | Date <del>3/31/01</del> |        |        |
| Account Name      |     | Nally Howard            |        |        |
| Address           |     |                         |        |        |
| SOLD BY           |     | PHONE                   |        |        |
| CASH              | COD | CHECK                   | CHARGE |        |
| QUAN              |     | DESCRIPTION             | PRICE  | AMOUNT |
|                   |     | Hours work              | \$     | 720.00 |
|                   |     | (Master)                | \$     | 250.00 |
|                   |     | Minibus hire            | \$     | 97.00  |
|                   |     |                         |        |        |
|                   |     |                         |        |        |
|                   |     |                         |        |        |
|                   |     |                         |        |        |
|                   |     |                         |        |        |
|                   |     |                         |        |        |
|                   |     |                         |        |        |
| Received by       |     | 449-1648                |        |        |
| W. E. Franjo      |     |                         |        |        |

All claims and returned items MUST be accompanied by this invoice






# Plaza Extra 1342

4C & D Estate Sion Farm  
 Csted, St. Croix, V.I. 00821  
 Tel: (340) 778-6240  
 Fax: (340) 778-1200

#14 Estate Plessen  
 Fsted, St. Croix, V.I. 00841  
 Tel: (340) 719-1870  
 Fax: (340) 719-1874

|   |  |             |          |
|---|--|-------------|----------|
| Purchase Order No   |  | Date        |          |
| Account Name  |  | 5/2/01      |          |
| Address   |  | Wally Hamed |          |
| SOLD BY   |  | CASH        | CHEK     |
| DUAN  |  | COB         | CHARGE   |
| DESCRIPTION   |  | PRICE       | AMOUNT   |
| one thousand  |  | 9/500.00    |          |
| five hundred  |  |             |          |
|  |  |             |          |
| Received by   |  | 449-1650    | 9/500.00 |

All claims and returned items MUST be accompanied by this invoice.





# Plaza Extra 0999

4C & D Estate Sion Farm  
Csted, St. Croix, V.I. 00821  
Tel: (340) 778-6240  
Fax: (340) 778-1200

#14 Estate Plessen  
Fsted, St. Croix, V.I. 00841  
Tel: (340) 719-1870  
Fax: (340) 719-1874

| Purchase Order No |                                       | Date: 5/14/01 |         |
|-------------------|---------------------------------------|---------------|---------|
| Account Name      |                                       | wally Hameck  |         |
| Address           |                                       |               |         |
| SOLD BY           | CASH                                  | C.O.D.        | PHONE   |
|                   |                                       |               | CHECK   |
|                   |                                       |               | CHARGE  |
| QUAN              | DESCRIPTION                           | PRICE         | AMOUNT  |
|                   | Two thousand<br>five hundred<br>dolls |               | 2500.00 |
| Received by       |                                       | 449-0495      | 2500.00 |

All claims and returned items **MUST** be accompanied by this invoice



# Plaza Extra 1000

4C & D Estate Sion Farm  
Csted, St. Croix, V.I. 00821  
Tel: (340) 778-6240  
Fax: (340) 778-1200

#14 Estate Plessan  
Fsted, St. Croix, V.I. 00841  
Tel: (340) 719-1870  
Fax: (340) 719-1874

Purchase Order No. \_\_\_\_\_ Date 5/15/01  
Account Name Nally Hamed  
Address \_\_\_\_\_ Phone \_\_\_\_\_  
SOLD BY CASH COO CHECK CHARGE  
QUAN DESCRIPTION PRICE AMOUNT  
1 Thousand 1 3000.00  
JA  
Received by \_\_\_\_\_ 449-0493 3000.00  
All claims and returned items MUST be accompanied by this invoice



# Plaza Extra 0513

4C & D Estate Sion Farm  
 C'sted, St. Croix, V.I. 00821  
 Tel: (340) 778-6240  
 Fax: (340) 778-1200



#14 Estate Plessen  
 F sted, St. Croix, V.I. 00841  
 Tel: (340) 719-1870  
 Fax: (340) 719-1874

|                                |  |                     |  |
|--------------------------------|--|---------------------|--|
| Purchase Order No. _____       |  | Date <u>5/22/01</u> |  |
| Account Name _____             |  | Address _____       |  |
| Address _____                  |  | Phone _____         |  |
| SOLD BY <u>[Signature]</u>     |  | CASH _____          |  |
| C.O.D. _____                   |  | CHECK _____         |  |
| CHARGE _____                   |  | PRICE _____         |  |
| QUANTITY _____                 |  | DESCRIPTION         |  |
|                                |  | AMOUNT              |  |
|                                |  | 300   00            |  |
|                                |  | Wally given to      |  |
|                                |  | fathi for           |  |
|                                |  | uncle               |  |
|                                |  | 449-1669            |  |
|                                |  | 300   00            |  |
| Received by <u>[Signature]</u> |  |                     |  |

All claims and returned items **MUST** be accompanied by this invoice



# Plaza Extra 1512

4C & D Estate Sion Farm  
C'sted, St. Croix, V.I. 00821  
Tel: (340) 778-6240  
Fax: (340) 778-1200

#14 Estate Plessen  
F'sted, St. Croix, V.I. 00841  
Tel: (340) 719-1870  
Fax: (340) 719-1874

| Purchase Order No. _____        |                          | Date <u>5/28/01</u> |                |
|---------------------------------|--------------------------|---------------------|----------------|
| Account Name <u>Wally Hamer</u> |                          | Address _____       |                |
| Address _____                   |                          | Phone _____         |                |
| SOLD BY _____                   |                          | CASH _____          | C-C-O _____    |
| CASH _____                      |                          | CHECK _____         | CHARGE _____   |
| QUAN                            | DESCRIPTION              | PRICE               | AMOUNT         |
|                                 | <u>one thousand</u>      | <u>\$</u>           | <u>1165.00</u> |
|                                 | <u>over hundred or</u>   |                     |                |
|                                 | <u>five by five feet</u> |                     |                |
|                                 | <u>[Signature]</u>       |                     |                |
| Received by _____               |                          | 449-1663            |                |

All claims and returned items **MUST** be accompanied by this invoice

# Plaza Extra 2012

C & D Estate Sion Farm  
 #14 Estate Plessen  
 Csted, St. Croix, V.I. 00821  
 Tel: (340) 778-6240  
 Fax: (340) 778-1200

Fsted, St. Croix, V.I. 00841  
 Tel: (340) 719-1870  
 Fax: (340) 719-1874

|                   |  |              |  |             |  |
|-------------------|--|--------------|--|-------------|--|
| Purchase Order No |  | Date         |  | 6/11/11     |  |
| Account Name      |  | Wally Hammed |  | Phone       |  |
| Address           |  |              |  | CHECK       |  |
| SOLD BY           |  | CASH         |  | C.O.D.      |  |
| DUAN              |  | DESCRIPTION  |  | PRICE       |  |
|                   |  | Two thousand |  | 2000.00     |  |
|                   |  | [Signature]  |  | [Signature] |  |
|                   |  |              |  | 2000.00     |  |
| Received by       |  | 449-1661     |  |             |  |

All claims and returned items **MUST** be accompanied by this invoice

# Plaza Extra 2014

4C & D Estate Sion Farm  
C'sted, St. Croix, V.I. 00821  
Tel: (340) 778-6240  
Fax: (340) 778-1200

#14 Estate Plessen  
F'sted, St. Croix, V.I. 00841  
Tel: (340) 719-1870  
Fax: (340) 719-1874

|                           |                       |              |         |        |
|---------------------------|-----------------------|--------------|---------|--------|
| Purchase Order No.        |                       | Date: 6/6/01 |         |        |
| Account Name: Wally Hamed |                       | Address:     |         |        |
| Address:                  |                       | Phone:       |         |        |
| SOLD BY                   | CASH                  | COD          | CHECK   | CHARGE |
| QUAN                      | DESCRIPTION           | PRICE        | AMOUNT  |        |
|                           | Six thousand samples  |              | 6375.00 |        |
|                           | Three hundred samples |              |         |        |
|                           | House                 |              |         |        |
|                           |                       | 449-1631     |         |        |
| Received by: [Signature]  |                       |              |         |        |

All claims and returned items MUST be accompanied by this invoice

# Plaza Extra 2022

4C & D Estate Sion Farm  
Csted. St. Croix, V.I. 00821  
Tel: (340) 778-6240  
Fax: (340) 778-1200

#14 Estate Plessen  
F'sled, St. Croix, V.I. 00841  
Tel: (340) 719-1870  
Fax: (340) 719-1874

|                    |              |             |             |       |        |
|--------------------|--------------|-------------|-------------|-------|--------|
| Purchase Order No. |              | Date        |             |       |        |
| Account Name       |              | 6/11/01     |             |       |        |
| Address            |              | Wally Hamer |             |       |        |
| SOLD BY            |              | CASH        | COD         | CHECK | CHARGE |
| QUAN               | DESCRIPTION  | PRICE       | AMOUNT      |       |        |
|                    | Two thousand |             | 2000.00     |       |        |
| [Signature]        |              |             | [Signature] |       |        |
| Received by        |              | 449-0549    | 2000.00     |       |        |

All claims and returned items MUST be accompanied by this invoice



# Plaza Extra 1672

4C & D Estate Sion Farm  
 C'sted, St. Croix, V.I. 00821  
 Tel: (340) 778-6240  
 Fax: (340) 778-1200

#14 Estate Plessen  
 F'sted, St. Croix, V.I. 00841  
 Tel: (340) 719-1870  
 Fax: (340) 719-1874

|                   |  |                |       |          |              |
|-------------------|--|----------------|-------|----------|--------------|
| Purchase Order No |  | Date           |       | 7/10/01  |              |
| Account Name      |  | Wally Hamed    |       |          |              |
| Address           |  |                |       |          |              |
| SOLD BY           |  | CASH           | C.O.D | CHECK    | PHONE CHARGE |
| QUAN              |  | DESCRIPTION    |       | PRICE    | AMOUNT       |
|                   |  | Three thousand |       |          | 3000.00      |
|                   |  |                |       |          |              |
|                   |  |                |       |          |              |
|                   |  |                |       |          |              |
|                   |  |                |       |          |              |
|                   |  |                |       |          |              |
|                   |  |                |       |          |              |
|                   |  |                |       |          |              |
|                   |  |                |       |          |              |
|                   |  |                |       |          |              |
|                   |  |                |       |          |              |
|                   |  |                |       |          |              |
|                   |  |                |       |          |              |
| Received by       |  |                |       | 449-1247 | 3000.00      |

All claims and returned items MUST be accompanied by this invoice







# Plaza Extra 2328

4C Estate Sion Farm  
Fsted, St. Croix, V.I. 00821  
Tel: (340) 778-6240  
Fax: (340) 778-1200

#14 Estate Plessen  
Fsted, St. Croix, V.I. 00841  
Tel: (340) 719-1870  
Fax: (340) 719-1874

Purchase Order No. \_\_\_\_\_ Date 7/20/01  
Account Name Wally Hamood  
Address \_\_\_\_\_ Phone \_\_\_\_\_  
SOLD BY \_\_\_\_\_ CASH \_\_\_\_\_ COB \_\_\_\_\_ CHECK \_\_\_\_\_ CHARGE \_\_\_\_\_  
QUAN \_\_\_\_\_ DESCRIPTION Two thousand PRICE \_\_\_\_\_ AMOUNT 2500.00  
four hundred  
W. J.  
449-1606  
2500.00  
Received by \_\_\_\_\_  
All claims and returned items MUST be accompanied by this invoice









# PLAZA EXTRA

#10 & D Estate Sion Farm  
 C'sted, St. Croix, V.I. 00821  
 Tel: (340) 778-6240  
 Fax: (340) 778-1200

#14 Estate Plesson  
 F'sted, St. Croix, V.I. 00841  
 Tel: (340) 719-1870  
 Fax: (340) 719-1874

3553

|                    |               |        |         |
|--------------------|---------------|--------|---------|
| Purchase Order No. |               | Date   |         |
| Account Name       |               | 8/8/01 |         |
| Address            |               |        |         |
| Wally Hameel       |               |        |         |
| Address            |               |        |         |
| Phone              |               |        |         |
| SOLD BY            |               |        |         |
| CASH               | COD           | CHECK  | CHARGE  |
| QUAN               | DESCRIPTION   | PRICE  | AMOUNT  |
|                    | five thousand |        | 5000.00 |
| Signature          |               |        | 5000.00 |
| 449-0560           |               |        |         |
| Received by        |               |        |         |

All claims and returned items MUST be accompanied by this invoice







# PLAZA EXTRA

4C & D Estate Sion Farm  
 Csted, St. Croix, V.I. 00821  
 Tel: (340) 778-6240  
 Fax: (340) 778-1200

#14 Estate Plessen  
 Fsted, St. Croix, V.I. 00841  
 Tel: (340) 719-1870  
 Fax: (340) 719-1874 3568

| Purchase Order No |             | Date    |         |
|-------------------|-------------|---------|---------|
| Account Name      |             | 8/10/01 |         |
| Wally Hamel       |             |         |         |
| Address           |             |         |         |
| Phone             |             |         |         |
| SOLD BY           | CASH        | COD     | CHECK   |
|                   |             | CHARGE  |         |
| QUAN              | DESCRIPTION | PRICE   | AMOUNT  |
|                   |             |         | 2000.00 |
|                   |             |         |         |
|                   |             |         |         |
|                   |             |         |         |
|                   |             |         |         |
|                   |             |         |         |
|                   |             |         |         |
|                   |             |         |         |
|                   |             |         |         |
|                   |             |         |         |
|                   |             |         |         |
|                   |             |         | 2000.00 |
| Received by       |             |         |         |
| 449-0561          |             |         |         |

All claims and returned items **MUST** be accompanied by this invoice

# PLAZA EXTRA

4C & D Estate Sion Farm  
 Csted, St. Croix, V.I. 00821  
 Tel: (340) 778-6240  
 Fax: (340) 778-1200

#14 Estate Plessen  
 Fsted, St. Croix, V.I. 00841  
 Tel: (340) 719-1870  
 Fax: (340) 719-1874

2775

|                   |                                      |          |        |
|-------------------|--------------------------------------|----------|--------|
| Purchase Order No |                                      | Date     |        |
| Account Name      |                                      | 8/31/01  |        |
| Address           |                                      |          |        |
| Phone             |                                      |          |        |
| SOLD BY           |                                      | CASH     | COO    |
|                   |                                      | CHECK    | CHARGE |
| QUAN              | DESCRIPTION                          | PRICE    | AMOUNT |
|                   | <del>Ten thousand four hundred</del> |          | 250000 |
|                   |                                      |          | 250000 |
|                   |                                      |          |        |
|                   |                                      |          |        |
|                   |                                      |          |        |
|                   |                                      |          |        |
| Received by       |                                      | 449-1618 |        |

All claims and returned items MUST be accompanied by this invoice.

# Plaza Extra 2031

4C & D Estate Skon Farm  
Csted, St. Croix, V.I. 00821  
Tel: (340) 778-6240  
Fax: (340) 778-1200

#14 Estate Plossen  
Fsted, St. Croix, V.I. 00841  
Tel: (340) 719-1870  
Fax: (340) 719-1874

|                                 |                       |                     |               |        |
|---------------------------------|-----------------------|---------------------|---------------|--------|
| Purchase Order No.              |                       | Date <u>6/18/01</u> |               |        |
| Account Name <u>Wally Hamed</u> |                       | Phone               |               |        |
| Address                         |                       |                     |               |        |
| SOLD BY                         | CASH                  | COO                 | CHECK         | CHARGE |
| QUAN                            | DESCRIPTION           | PRICE               | AMOUNT        |        |
|                                 | <u>Three thousand</u> |                     |               |        |
|                                 | <u>449-0551</u>       |                     | <u>3,000-</u> |        |
| Received by                     |                       |                     |               |        |

All claims and returned items MUST be accompanied by this invoice

DEFENDANTS' RESPONSE  
0112102

FY 004189

# Plaza Extra 2033

C & D Estate Sion Farm  
 C'sted, St. Croix, V.I. 00821  
 Tel: (340) 778-6240  
 Fax: (340) 778-1200

#14 Estate Plessen  
 F'sted, St. Croix, V.I. 00841  
 Tel: (340) 719-1870  
 Fax: (340) 719-1874

| Purchase Order No. _____        |                       | Date <u>6/19/01</u> |                |
|---------------------------------|-----------------------|---------------------|----------------|
| Account Name <u>Wally Hamed</u> |                       |                     |                |
| Address _____                   |                       |                     |                |
| Phone _____                     |                       |                     |                |
| SOLD BY                         | CASH                  | C.O.D.              | CHECK          |
|                                 |                       |                     | CHARGE         |
| QUAN                            | DESCRIPTION           | PRICE               | AMOUNT         |
|                                 | <u>Three thousand</u> |                     | <u>3000.00</u> |
| <u>449-0552</u>                 |                       |                     | <u>3000.00</u> |
| Received by <u>[Signature]</u>  |                       |                     |                |

All claims and returned items **MUST** be accompanied by this invoice

# Plaza Extra 2034

4C & D Estate Slon Farm  
 Csted, St. Croix, V.I. 00821  
 Tel: (340) 778-6240  
 Fax: (340) 778-1200

#14 Estate Plessen  
 Fsted, St. Croix, V.I. 00841  
 Tel: (340) 719-1870  
 Fax: (340) 719-1874

| Purchase Order No.              |                                    | Date <u>6/20/01</u> |                |
|---------------------------------|------------------------------------|---------------------|----------------|
| Account Name <u>Wally Hamed</u> |                                    | Address             |                |
| SOLD BY                         |                                    | PHONE               |                |
| CASH                            | COD                                | CHECK               | CHARGE         |
| QUAN                            | DESCRIPTION                        | PRICE               | AMOUNT         |
|                                 | <u>Three thousand five hundred</u> |                     | <u>3500.00</u> |
|                                 | <u>five hundred</u>                |                     |                |
|                                 |                                    |                     |                |
|                                 |                                    |                     |                |
|                                 |                                    |                     |                |
|                                 |                                    |                     |                |
|                                 |                                    |                     |                |
|                                 |                                    |                     |                |
|                                 |                                    |                     |                |
|                                 |                                    |                     |                |
|                                 |                                    |                     |                |
| Received by <u>[Signature]</u>  |                                    | 449-0553            |                |
|                                 |                                    |                     | <u>3500.00</u> |

All claims and returned items MUST be accompanied by this invoice



# Plaza Extra 2197

#10 & D Estate Sign Farm  
F'sted, St. Croix, V.I. 00821  
Tel: (340) 778-6240  
Fax: (340) 778-1200

#14 Estate Plessen  
F'sted, St. Croix, V.I. 00841  
Tel: (340) 719-1870  
Fax: (340) 719-1874

Purchase Order No. \_\_\_\_\_ Date 3/2/01  
Account Name Wally Hammed  
Address \_\_\_\_\_  
SOLD BY \_\_\_\_\_ CASH \_\_\_\_\_ COO \_\_\_\_\_ CHECK \_\_\_\_\_ CHARGE \_\_\_\_\_  
DUAN \_\_\_\_\_ DESCRIPTION \_\_\_\_\_ PRICE \_\_\_\_\_ AMOUNT \_\_\_\_\_  
Two thousand 2000.00  
449-0556  
Received by [Signature] 2000.00

All claims and returned items MUST be accompanied by this invoice













# Plaza Extra 2050

4C & D Estate Sign Farm  
C'sted, St. Croix, V.I. 00821  
Tel: (340) 778-6240  
Fax: (340) 778-1200

#14 Estate Plessen  
F'sted, St. Croix, V.I. 00841  
Tel: (340) 719-1870  
Fax: (340) 719-1874

|                                   |                     |             |                |
|-----------------------------------|---------------------|-------------|----------------|
| Purchase Order No. _____          |                     | Date _____  |                |
| Account Name <u>Wally Hamedel</u> |                     |             |                |
| Address _____                     |                     |             |                |
| SOLD BY _____                     |                     | PHONE _____ |                |
| CASH                              | C.O.D.              | CHECK       | CHARGE         |
| QUAN                              | DESCRIPTION         | PRICE       | AMOUNT         |
|                                   | <u>Two thousand</u> |             | <u>2000.00</u> |
| 449-1076                          |                     |             | <u>2000.00</u> |
| Received by <u>[Signature]</u>    |                     |             |                |

All claims and returned items MUST be accompanied by this invoice

# Exhibit B



- without Mr. Yusuf's knowledge. The second dispute concerned the issue of excess funds that were withdrawn by the Hameds for which the Yusufs did not take in matching withdrawals.
7. As to the first dispute, Mr. Yusuf, Waleed Hamed, and Mohammed Hamed agreed that Mr. Yusuf would receive title to two properties in satisfaction of Waleed Hamed's unauthorized withdrawals. The first property is an 8 acre property located in Jordan, and the second property was a 9-10 acre property in Tutu Park.
  8. To my knowledge the first property was transferred to Mr. Yusuf, however to date the second property was not transferred.
  9. In several open meetings, Mr. Yusuf said that the Hameds took \$1.6 million more than the Yusufs. Waleed Hamed admitted that he took the excess \$1.6 million dollars, which is the difference between the \$2.9 Million taken by the Hameds and the \$1.3 Million taken by the Yusufs. In addition to the \$1.6 million dollars which I heard Waleed Hamed admit to, both Waleed Hamed and Fathi Yusuf both agreed to additional withdrawals by the Yusufs provided that the Yusufs produced receipts to show proof of the additional withdrawals.
  10. I personally heard Waleed Hamed admitting to owing \$1.6 million dollars to the Yusufs as a result of excess withdrawals by the Hameds, and that the receipts for that amount were not available because they were destroyed prior to the raid by the U.S. Government.
  11. In addition, Mr. Yusuf and Waleed Hamed discussed the unpaid rent on the Plaza Extra – East store that has been pending for many years. Specifically, Waleed Hamed agreed to pay the rent for the rental period prior to 2004.
  12. At one point, there was an agreement in place between the Hameds and Fathi Yusuf that the Hameds would transfer two (2) properties to Mr. Yusuf for what he had discovered so far.
  12. Despite meeting with both sides, individually and together on a number of occasions, two issues began to stand out as the sticking points.
  13. First, Fathi Yusuf stated that the Hameds were not being straight with him when the Hameds refused to transfer the second property, as agreed for the transactions he had discovered so far. On the other hand, Waleed Hamed said that he did not believe that Fathi would not stop with his final request for the third property for everything. At the end, the parties could not agree to the transfer of the third piece of land to satisfy Mr. Yusuf's claims regarding the unauthorized monies taken by the Hameds. The parties also could not agree on how to divide up the business and go their separate ways.

I attest that the above facts are true.

Date: 08-10-2014

  
Bakir Hussein

SUBSCRIBED AND SWORN TO before me  
On this 10th day of Aug., 2014.

  
NOTARY PUBLIC





# Exhibit C

RECEIVED  
R 5/12/15  
69841

IN THE SUPERIOR COURT OF THE VIRGIN ISLANDS

DIVISION OF ST. CROIX

MOHAMMED HAMED by his authorized agent WALEED HAMED  
Plaintiff )  
Vs. )  
FATHI YUSUF and UNITED )  
CORPORATION, ET AL )  
Defendant )

CASE NO. SX-12-CV-370  
ACTION FOR: DAMAGES; ET AL

NOTICE  
OF  
ENTRY OF JUDGMENT/ORDER

TO: JOEL HOLT, ESQ.; CARL HARTMANN III, Esquire HON. EDGAR ROSS (edgarrossjudge@hotmail.com)  
NIZAR DEWOOD, ESQ.; GREGORY HODGES, Esquire JUDGES AND MAGISTRATES OF THE SUPERIOR COURT  
MARK ECKARD, ESQ.; JEFFREY MOORHEAD, Esquire LAW CLERKS; LAW LIBRARY; IT; RECORD BOOK

Please take notice that on APRIL 27, 2015 Memorandum Order was  
entered by this Court in the above-entitled matter.

Dated: April 27, 2015

ESTRELLA H. GEORGE (ACTING)  
Clerk of the Superior Court



By: IRIS D. CINTRON  
COURT CLERK II

**IN THE SUPERIOR COURT OF THE VIRGIN ISLANDS  
DIVISION OF ST. CROIX**

MOHAMMED HAMED by his authorized agent )  
WALEED HAMED, )  
                                Plaintiff/Counterclaim Defendant, )  
                                v. )  
FATHI YUSUF and UNITED CORPORATON, )  
                                Defendants/Counterclaimants )  
                                v. )  
WALEED HAMED, WAHEED HAMED, )  
MUFEED HAMED, HISHAM HAMED, and )  
PLESSEN ENTERPRISES, INC. )  
                                Counterclaim Defendants. )

---

CIVIL NO. SX-12-CV-370  
ACTION FOR DAMAGES, etc.

**MEMORANDUM OPINION AND ORDER**

THIS MATTER is before the Court on Defendant United Corporation’s Motion to Withdraw Rent and Memorandum of Law in Support of United’s Motion (“Motion”), filed September 9, 2013; Plaintiff’s Response, filed September 16, 2013; United’s Reply, filed September 27, 2013; Plaintiff’s Motion for Partial Summary Judgment re the Statute of Limitations Defense Barring Defendants’ Counterclaim Damages Prior to September 16, 2006 (Plaintiff’s “Summary Judgment Motion”), filed May 13, 2014; and Defendant’s Brief in Opposition (“Opposition”), filed June 6, 2014. For the reasons that follow, United’s Motion will be granted and Plaintiff’s Summary Judgment Motion will be denied, in part.

## FACTUAL BACKGROUND

In its instant Motion, United seeks allegedly past due rents for Bay No. 1 of United Shopping Plaza, defined therein as “69,680 Sq. Ft. Retail Space...,” “utilized for the day to day operations of Plaza Extra East Store located at 4C and 4D Estate Sion Farm, St. Croix, Virgin Islands.” Motion, 1-2.<sup>1</sup> Since 1986 this retail space has been leased by United to the Hamed-Yusuf Partnership (“Partnership”). According to United, and supported by the Affidavit of Defendant Yusuf, the Partnership has paid rent to United for leasing that space while operating Plaza Extra - East. Between 1986 and 1993, the parties settled rents following a request made by United. Motion, 3. Additionally, between 2004 and 2011, after United requested a rent payment for those years, the Partnership authorized payment to United for \$5,408,806. Motion, 7 (Yusuf Affidavit, ¶7 and Exhibit B).

However, according to United, the Partnership owes United substantial unpaid rents from 1994-2004 and from January 1, 2012 - September 30, 2013. As a result of the injunction, entered in April 2013, Yusuf, a United shareholder, is unable to unilaterally withdraw money from the Partnership accounts for the purpose of paying rent or for any other reason. United requests the Court to allow United to withdraw rent in the amount of \$3,999,679.73 (for 1994-2004) and \$1,234,618.98 (for 2012-2013) for a total of \$5,234,298.71 from the Partnership’s account. Motion 1-2.

United argues that it was a common practice for the Partnership to make lump sum rent payments as opposed to monthly or even yearly payments. Motion, 3. United argues that it did not

---

<sup>1</sup> Defendant United’s Counterclaim seeks back rent from Bays 1, 5 and 8 located in the same premises. However, for purposes of winding up the Partnership and because United’s Motion only seeks back rent for Bay No. 1, this Order addresses only Bay No. 1.

seek rental payments for 1994-2004 because certain relevant financial records, informally referred to as the “black book,” were seized by the FBI during the course of a criminal investigation. Motion, 7; Yusuf Affidavit, ¶8. As a result, United was unable to properly determine the amounts of past due Partnership rent and for that reason did not demand payments.

United explains in detail that the rent for Plaza Extra - East “is calculated based upon the 2012 sales of Plaza Extra -Tutu Park, St. Thomas store...” (Motion, 4). “The sales are divided by the square footage to arrive at a percentage amount. That percentage amount is multiplied by the sales of the Plaza Extra - East store located at 4C & 4D Estate Sion Farm, St. Croix.” Motion, 5. According to United, this formula has been agreed upon by United and the Partnership and “... was used to calculate the rent for the period of May 5<sup>th</sup>, 2004 through December 31<sup>st</sup>, 2011... the monthly rate of \$58,791.38 is what the current monthly rent is.” Yusuf Affidavit, ¶8; Exhibit C (Rent Calculations Sheet).

Plaintiff, in his Response, argues that Yusuf cites no procedural basis that would allow United, in its capacity as landlord, to withdraw rents from the Partnership’s accounts. Response, 1. Plaintiff further argues that United has issued rent notices for \$250,000.00 per month as opposed to the \$58,791.38 per month stated in Yusuf’s affidavit for rent allegedly due from January, 2012. Response, 4. Without disputing that some rent is due, Plaintiff disputes United’s calculations, pointing to discrepancies in the store’s square footage<sup>2</sup> and implying that the rent for Plaza Extra - Tutu and Plaza Extra - East should be identical. Response, 4-5.

---

<sup>2</sup> Plaintiff argues that the square footage of Bay No. 1 is 67,498 sq. ft. as opposed to United’s claim of 69,280 sq. ft. Response, 4-5. United has consistently averred that Bay No. 1 is 69,680 sq. ft. The Court will accept the previously undisputed square footage of Bay No. 1 as 69,680 sq. ft. and will allow monetary adjustments based on deviations from this area measurement if more accurate assessments in the future reveal that this area measurement is inaccurate. This can be accomplished as part of the Liquidating Partner’s and Master’s responsibilities during the wind up process.

Plaintiff, in both his Response and Summary Judgment Motion, asserts a statute of limitations defense for the past rents (1994-2004). Plaintiff cites V.I. Code Ann Tit. 5, §31(3) which sets a six year statute of limitations for "...actions upon contract or liability, express or implied, excepting those mentioned in paragraph (1)(C) of this article." Response, 5-6; Plaintiff's Summary Judgment Motion, 2-3.

United responds to Plaintiff's statute of limitations argument by claiming that Yusuf and Plaintiff's authorized agent, Waleed Hamed, reached an oral agreement in early 2012 to have the Partnership pay the past due rent back to United. Opposition, 10-11. This oral agreement was allegedly breached by Plaintiff when his attorney sent United a letter dated May 22, 2013 claiming that no agreement on rent had ever been reached. Opposition, 11; Exhibit D. Yusuf, by his affidavit, asserts that an agreement was reached for past rent to be paid when the Partnership's "black book" was returned by the FBI and a proper calculation could be achieved. Yusuf Affidavit, ¶¶4-6. Only when Yusuf's son discovered that the FBI had returned the black book in early 2013, did United calculate the past rent and seek repayment from the Partnership.

Hamed has admitted that the Partnership owes United rent: "We pay rent...we owe Mr. Yusuf... I don't pay for half. Still we owe him some more." Exhibit E, Hamed Deposition, p. 86; 10-14. Through an interpreter, Hamed admitted that rent is controlled by Yusuf, that he does not object to paying rent and that Yusuf (on behalf of United) could charge rent and collect it. Exhibit E, Hamed deposition p. 119; 7-11. In fact, when Hamed was asked "...if rent was not paid from January 1, 1994 through May 4, 2004, would you agree that rent should be paid," Hamed responded, "It should be paid." Exhibit E, Hamed Deposition, p. 117; 21-25.

Yusuf claims that he alone had been in charge of calculating rent and had bound the Partnership to paying United rent. Opposition, 11; Exhibit B, Yusuf Deposition p. 86; 8-12. Yusuf specified that United would charge the Partnership rent at \$5.55 per square foot, “the same as the old one.” *Id.* Yusuf states that the rental terms, as discussed with Hamed, revived the previous arrangement which had begun in 1986 and extended the landlord-tenant relationship from January, 1994 through 2004, briefly discussing how rent is calculated for Plaza Extra - East based on the percentage of sales from the Plaza Extra - St. Thomas store. Yusuf Deposition p. 88; 4-9; p. 89; 19-22.

## DISCUSSION

The Court will examine whether the Partnership owes United rents from 1994 to 2004 (past due rent) and from 2012 to 2013. This inquiry is limited to the issue of rents and does not extend to other relief sought by Defendants’ Counterclaim or to other aspects of Plaintiff’s Motion for Partial Summary Judgment beyond the issue of past due rents.

### **1. The Court has the authority to order the Partnership to repay past due rent.**

Plaintiff argues that United has failed to cite a procedural justification for the Court to order the Partnership to pay past due rent to United. Response, 1.

Without a written partnership agreement, as is the case between Hamed and Yusuf, courts will look to the Uniform Partnership Act to determine a partnership’s property and its obligations to creditors (codified at 26 V.I.C. § 24; § 177, respectively). “The reason is that dissolution does not terminate or discharge pre-existing contracts between the partnership and its clients, and ex-partners who perform under such contracts do so as fiduciaries for the benefit of the dissolved partnership.” *Labrum & Doak v. Ashdale*, 227 B.R. 391, 409 (Bankr. E.D. Pa. 1998).

In connection with winding up the Partnership, the Court has made several discretionary decisions regarding asset allocation in accordance with the Uniform Partnership Act and for the benefit of the partners. *See* Final Wind Up Plan, entered January 9, 2015. As the parties move forward with the wind up process, it is necessary to determine what constitutes Partnership property. Most of this determination can and should be done without judicial intervention but, in the case of past rents, Hamed cannot agree with Partnership creditor United, or with Yusuf, a United shareholder and Hamed's equal partner in the Partnership, as to the amount of rent that the Partnership owes United.

The Virgin Islands Supreme Court, in denying Defendants' appeal of this Court's Wind Up Plan, stated that "...matters that fall within the administration of winding up the partnership, over which the Superior Court possesses considerable discretion... are not immediately appealable." *Yusuf v. Hamed*, 2015 V.I. Supreme LEXIS 6, at \*5-6 (V.I. February 27, 2015)(citing *Belleair Hotel Co. v. Mabry*, 109 F.2d 390, 391 (5th Cir. 1940); *see also United States v. Antiques Ltd. P'Ship*, 760 F.3d 668, 671-72 (7th Cir. 2014)).

Appellate courts, when treating a lower court's supervision over a wind up process as similar to a receivership, "...have recognized 'the scores of discretionary administrative orders a [trial] court must make in supervising its receiver.'" *Hamed*, 2015 V.I. Supreme LEXIS 6, at \*6 (quoting *S.E.C. v. Olins*, 541 Fed. Appx. 48, 51 (2d Cir. 2013) (quoting *IIT v. Vencap, Ltd.*, 519 F.2d 1001, 1020 (2d Cir. 1975)).

With the aim of winding up the Partnership in a fair and efficient manner, the Court in this Order exercises its "considerable discretion" to determine how much rent the Partnership owes to United as a debt due and owing under the Uniform Partnership Act.



**2. The statute of limitations does not bar Defendant United's claim for rent and United is entitled to past due rent in the amount of \$3,999,679.73 for 1994-2004.**

Plaintiff argues that the Partnership is not responsible for rent from 1994-2004 because the six year statute of limitations for actions in debt expired in 2010, two years before the filing of his original Complaint in this action. Defendant United argues that the parties entered into an oral contract in 2012 that bound the Partnership to pay the past due rents as soon as a proper accounting could be done (i.e. the black book was recovered). When the black book was located in early 2013 and United made a subsequent demand for past rent, Plaintiff claimed that "there was never an understanding that rent would be paid for this time period..." and even if there had been, the statute of limitations had expired (preventing all claims for rents that came due prior to September, 2006). Motion, Exhibit D. According to Defendant United, the Partnership reneging on the agreement to pay back rents constituted a breach of contract which carries a six year statute of limitations that has yet to expire.

The Court views this matter somewhat differently. While 5 V.I.C. § 31(3) sets a six year statute of limitations for contractual liabilities such as payment of rents, there are certain equitable principles which operate to toll a statute of limitations. The "acknowledgment of the debt" doctrine (also known as the "revival of the promise to pay" doctrine) is recognized as follows:

A debt which is time-barred may be "revived" by an acknowledgment by the debtor. 'It has long been recognized that the expiration of the statutory period does not bar the claim if the plaintiff can prove an acknowledgment, a new promise, or part payment made by the defendant either before or after the statute has run. . . . Such conduct revives the cause of action so that the statute starts to run again for the full statutory period.'

*Gee v. CBS, Inc.*, 471 F. Supp. 600, 663 (E.D. Pa. 1979)(quoting *Developments in the Law Statutes of Limitations*, 63 Harvard L.Rev. 1177, 1254 (1950)).

Most courts only apply the acknowledgment of the debt doctrine when there exists "a clear, distinct, or unequivocal acknowledgment of the debt... [which] is sufficient to take the case out of the operation of the statute. It must be an admission consistent with a promise to pay. If so, the law will imply the promise, without its having been actually or expressly made. There must not be uncertainty as to the particular debt to which the admission applies." *CBS, Inc.* 471 Supp. at 664 (citing *In re Nicolazzo's Estate*, 414 Pa. 186, 190, 199 A.2d 455, 458 (1964), quoting *Palmer v. Gillespie*, 95 Pa. 340 (1880)).

Courts have employed a second equitable principle when tolling a statute of limitations, referred to as the "payment on account doctrine." Similar to the acknowledgment of the debt doctrine, the payment on account doctrine "... is regarded as an acknowledgment of liability." *Basciano v. L&R Auto Parks, Inc.*, 2012 U.S. Dist. LEXIS 17750, \*36-39 (E.D. Pa. February 10, 2012)(citing *Quaker City Chocolate & Confectionery Co. v. Delhi-Warnock Bldg. Ass'n*, 53 A.2d 597, 600 (Pa. 1947)("There can be no more clear and unequivocal acknowledgment of debt than actual payment.")). To toll the statute of limitations, a partial payment "must constitute a constructive acknowledgment of the debt from which a promise to pay the balance may be inferred." *GE Med. Sys. v. Silverman*, 1998 U.S. Dist. LEXIS 886, \* 20-21 (E.D. Pa. Feb. 2, 1998)(quoting *City of Philadelphia v. Holmes Electric Protective Co.*, 335 Pa. 273, 6 A.2d 884, 888 (Pa. 1939)). See also *Quaker City Chocolate & Confectionery Co.*, 53 A.2d at 600 ("Ordinarily, a payment on account of a debt is regarded as an acknowledgment of liability

and of willingness to pay the balance due thereon and therefore is held to interrupt the operation of the statute").<sup>3</sup>

In this case, both the acknowledgment of the debt doctrine and the payment on account doctrine apply to toll the statute of limitations on United's rent claims.

Regarding the acknowledgment of the debt, United has proven with sufficient certainty that the Partnership owes United rent from 1994 to 2004. Notwithstanding Plaintiff's denial that the parties had an agreement regarding past rents, Yusuf, by his affidavit, swears that Waleed Hamed entered into an agreement to pay United past due rent once the black book was recovered in early 2013. Opposition, 10-11; Exhibit D, Yusuf Affidavit, ¶¶4-6. Yusuf specifically addresses how rent is calculated (\$5.55 per square foot), stating that the past due rent is "the same as the old one," referring to the 1986-1994 rental amounts. Yusuf Deposition p. 86; 8-12. Yusuf presents more than sufficient evidence that the Partnership's arrangement with United from 1986 to 1994 was identical, in terms of past due rent, as the arrangement between 1994 through 2004.

Nothing presented by Hamed calls into questions the validity of this debt or the application of the acknowledgment of the debt doctrine. Hamed has admitted on several occasions that Yusuf is in charge of rent, that the Partnership owes United rent for January 1, 1994 through May 4, 2004, and that the rent for this period should be paid to United. Opposition, Exhibit E, Hamed Deposition, p. 117-119. It is clear that the Partnership, through the statements of both Hamed and Yusuf, has

---

<sup>3</sup> Courts will only allow "...a payment on a debt to qualify as an acknowledgment..." if there is an "unequivocal acknowledgment" of the debt, but have considered a debtor's payment on part of a debt to evidence an acknowledgment of the debt and therefore have tolled the statute of limitations. See *Basciano*, 2012 U.S. Dist. LEXIS 17750, at \*36. From the acknowledgment of the debt the law will infer a promise to pay the underlying debt. *Receiver of Anthracite Trust Co. v. Loughran*, 19 A.2d 61, 62 (Pa. 1941) (citing *Dick v. Daylight Garage*, 335 Pa. 224, 6 A.2d 823, 826 (Pa. 1939)).

acknowledged a debt for rents owed to United, which is determined to be in the amount of \$3,999,679.73 (based upon 69,680 sq. ft. @ \$5.55/sq. ft.) for the period January 1, 1994 to May 4, 2004.

Similarly, the payment on account doctrine acts as a bar to Plaintiff's statute of limitations defense. The Partnership's partial payments "...constitute a constructive acknowledgment of the debt from which a promise to pay the balance may be inferred." *GE Med. Sys.*, 1998 U.S. Dist. LEXIS 886, at \*20-21. For the period of the operation of Plaza Extra – East from 1986 through 2011, the Partnership made two lump sum rent payments to United (covering the periods from 1986-1994 and from 2004-2011). Motion, Yusuf Affidavit, ¶7; Exhibit B (previous rental check for \$5.4 million). United and Yusuf have explained in detail how rent is calculated and why United did not collect rent for the period in question due to the unavailability of their financial records. Motion, 4, 7; Yusuf Affidavit, ¶8.

Therefore, both the acknowledgment of the debt doctrine and the payment on account doctrine apply to the facts of the rent dispute between United and the Partnership. The six year statute of limitations for United's past rent claims was tolled as a result and began to run on May 22, 2013 when Hamed first disputed the validity of the 1994-2004 rent debt. Motion, Exhibit D. United is within the timeframe with which to bring this claim and has presented sufficient information, through affidavits, depositions, and other evidence in the record, for the Court to grant United's Motion as to that period and to direct the Partnership to pay United the sum of \$3,999,679.73.

**3. Defendant United is also entitled to rent from 2012 to 2013 in the amount of \$58,791.38 per month.**

Plaintiff does not argue that the Partnership is exempt from paying rent to United. “[I]t is undisputed that United is the landlord and Plaza Extra is the tenant at the Sion Farm location, for which rent is due since January of 2012.” Response, 1. Rather, Plaintiff claims that United itself has created a dispute regarding rents from January 2012 by issuing rent notices seeking increased rent in the amount of \$250,000.00 per month, rather than the \$58,791.38 per month set out in Yusuf’s affidavit. Response, 4. The proof before the Court is clear as to United’s claim that rent is due for Bay No. 1 at the rate of \$58,791.38 per month from January 1, 2012 to September 30, 2013, when United’s Motion was filed.<sup>4</sup>

As the fee simple owner and landlord of Bay No. 1 United Shopping Plaza, United is entitled to rents from the Partnership for its continued use of Bay No. 1 for the operations of Plaza Extra - East. Therefore, the Court will order the Partnership to pay United the sum of \$1,234,618.98 for rent from January 1, 2012 through September 30, 2013, Plus rent due from October 1, 2013 at the same rate of \$58,791.38 per month until the date that Yusuf assumed sole possession and control of Plaza extra – East.

On the basis of the foregoing, it is hereby

ORDERED that Defendant United Corporation’s Motion to Withdraw Rent is GRANTED, and the Liquidating Partner, under the supervision of the Master, is authorized and directed to pay

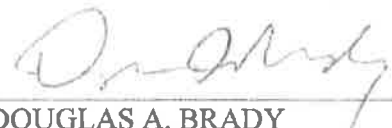
---

<sup>4</sup> It is acknowledged that United delivered notices to the Partnership following the April 2013 Preliminary Injunction, seeking to collect an increased rent sum of \$250,000.00. United presents in its Motion and proofs no numerical or factual justification for such claims, which are not considered in this Order.

from the Partnership joint account for past rents due to United the total amount of \$5,234,298.71, plus additional rents that have come due from October 1, 2013 at the rate of \$58,791.38 per month, until the date that Yusuf assumed full possession and control of Plaza Extra – East. It is further

ORDERED that Plaintiff's Motion for Partial Summary Judgment is DENIED, in part, as to Plaintiff's claims that the statute of limitations precludes Defendant United's claims for past due rent.


Dated: April 27, 2015

  
DOUGLAS A. BRADY  
Judge of the Superior Court

ATTEST:  
ESTRELLA GEORGE  
Acting Clerk of the Court

By:   
Court Clerk Supervisor  
4/27/15

CERTIFIED TO BE A TRUE COPY  
This 27<sup>th</sup> day of April 20 15

CLERK OF THE COURT  
By  Court Clerk

# **Exhibit D**



Dudley, Topper and Feuerzeig, LLP  
 United Corporation  
 Civil No. SX-12-CV-99

Summary calculation of Additional Income as a result of withdrawals from Supermarkets' accounts (or partnership's accounts) - January 1994 to August 2014. (Including adjustments for withdrawals before 9/17/2006 as instructed by the Court)

Summary of Withdrawals

| Description   | Hamed                  |                        |                      |                      |                      | Total                  |
|---|------------------------|------------------------|----------------------|----------------------|----------------------|------------------------|
|   | Mohammad               | Waleed                 | Waheed               | Mufeed               | Hisham               |                        |
| Funds received from partnership through checks  | \$ 1,500,000.00        | \$ -                   | \$ -                 | \$ -                 | \$ -                 | \$ 1,500,000.00        |
| Withdrawals from the partnership with a signed ticket/receipt   | -                      | 237,352.75             | -                    | -                    | -                    | 237,352.75             |
| Amount owed by Hamed family to Yusuf as per agreement before raid Sept 2001. As per Mike's testimony these tickets were burned. (Refer to Letter dated August 15, 2012) | -                      | 1,778,103.00           | -                    | -                    | -                    | 1,778,103.00           |
| Payments to third parties on behalf of Hamed/Yusuf with partnership funds either with tickets or checks   | -                      | 20,311.00              | -                    | -                    | -                    | 20,311.00              |
| Payments to Attorneys with partnership's funds  | -                      | 3,749,495.48           | 372,155.95           | -                    | -                    | 4,121,651.43           |
| Funds received by cashier's checks  | -                      | -                      | -                    | -                    | -                    | -                      |
| <b>Total Partnership</b>  | <b>1,500,000.00</b>    | <b>5,785,262.23</b>    | <b>372,155.95</b>    | <b>-</b>             | <b>-</b>             | <b>7,657,418.18</b>    |
| Deposits to bank and brokerage accounts   | 16,505.80              | 430,439.13             | 100,000.00           | 306,999.56           | 510,061.57           | 1,364,006.06           |
| Payments to credit cards  | -                      | 422,824.70             | -                    | 179,786.80           | -                    | 602,611.50             |
| Investments (cost) sold as per tax returns  | -                      | -                      | -                    | -                    | -                    | -                      |
| <b>Subtotal Lifestyle analysis</b>  | <b>16,505.80</b>       | <b>853,263.83</b>      | <b>100,000.00</b>    | <b>486,786.36</b>    | <b>510,061.57</b>    | <b>1,966,617.56</b>    |
| <b>Net Withdrawals</b>  | <b>\$ 1,516,505.80</b> | <b>\$ 6,638,526.06</b> | <b>\$ 472,155.95</b> | <b>\$ 486,786.36</b> | <b>\$ 510,061.57</b> | <b>\$ 9,624,035.74</b> |

| Description   | Yusuf                  |                     |                     |             |             |             |             |             |             | Total       | Difference             |                        |
|---|------------------------|---------------------|---------------------|-------------|-------------|-------------|-------------|-------------|-------------|-------------|------------------------|------------------------|
|   | Fathi                  | Nejeh               | Maher               | Yusuf       | Najat       | Zayed       | Syaid       | Amal        | Hoda        |             |                        | Yacer                  |
| Funds received from partnership through checks  | \$ 4,284,706.25        | \$ -                | \$ -                | \$ -        | \$ -        | \$ -        | \$ -        | \$ -        | \$ -        | \$ -        | \$ 4,284,706.25        | \$ (2,784,706.25)      |
| Withdrawals from the partnership with a signed ticket/receipt   | -                      | -                   | 2,000.00            | -           | -           | -           | -           | -           | -           | -           | 2,000.00               | 235,352.75             |
| Amount owed by Hamed family to Yusuf as per agreement before raid Sept 2001. As per Mike's testimony these tickets were burned. (Refer to Letter dated August 15, 2012) | -                      | -                   | -                   | -           | -           | -           | -           | -           | -           | -           | -                      | 1,778,103.00           |
| Payments to third parties on behalf of Hamed/Yusuf with partnership funds either with tickets or checks   | -                      | -                   | -                   | -           | -           | -           | -           | -           | -           | -           | -                      | 20,311.00              |
| Payments to Attorneys with partnership's funds  | 183,607.05             | 20,370.00           | 33,714.00           | -           | -           | -           | -           | -           | -           | -           | 237,691.05             | 3,883,960.38           |
| Funds received by cashier's checks  | -                      | -                   | -                   | -           | -           | -           | -           | -           | -           | -           | -                      | -                      |
| <b>Total Partnership</b>  | <b>4,468,313.30</b>    | <b>20,370.00</b>    | <b>35,714.00</b>    | <b>-</b>    | <b>-</b>    | <b>-</b>    | <b>-</b>    | <b>-</b>    | <b>-</b>    | <b>-</b>    | <b>4,524,397.30</b>    | <b>3,133,020.88</b>    |
| Deposits to bank and brokerage accounts   | -                      | -                   | -                   | -           | -           | -           | -           | -           | -           | -           | -                      | 1,364,006.06           |
| Payments to credit cards  | -                      | -                   | -                   | -           | -           | -           | -           | -           | -           | -           | -                      | 602,611.50             |
| Investments (cost) sold as per tax returns  | -                      | -                   | -                   | -           | -           | -           | -           | -           | -           | -           | -                      | -                      |
| <b>Subtotal Lifestyle analysis</b>  | <b>-</b>               | <b>-</b>            | <b>-</b>            | <b>-</b>    | <b>-</b>    | <b>-</b>    | <b>-</b>    | <b>-</b>    | <b>-</b>    | <b>-</b>    | <b>-</b>               | <b>1,966,617.56</b>    |
| <b>Net Withdrawals</b>  | <b>\$ 4,468,313.30</b> | <b>\$ 20,370.00</b> | <b>\$ 35,714.00</b> | <b>\$ -</b> | <b>\$ -</b> | <b>\$ -</b> | <b>\$ -</b> | <b>\$ -</b> | <b>\$ -</b> | <b>\$ -</b> | <b>\$ 4,524,397.30</b> | <b>\$ 5,099,638.44</b> |

Note:

1 Total amounts include adjustments made for withdrawals in 2016.



# **Exhibit C**

## Charlotte Perrell

---

**From:** Kim Japinga <[kim@japinga.com](mailto:kim@japinga.com)>  
**Sent:** Thursday, December 20, 2018 12:03 PM  
**To:** Charlotte Perrell; [Carl@hartmann.attorney](mailto:Carl@hartmann.attorney)  
**Cc:** Gregory Hodges; [kim@japinga.com](mailto:kim@japinga.com)  
**Subject:** RE: Charlotte ?????? Are you there? 11 am AST conf ?

Good morning, Charlotte,

We don't need to meet tomorrow, as we are filing a motion to compel now. So, no meeting tomorrow.

Thanks, Kim

**From:** Charlotte Perrell <[Cperrell@dtflaw.com](mailto:Cperrell@dtflaw.com)>  
**Sent:** Thursday, December 20, 2018 10:33 AM  
**To:** [Carl@hartmann.attorney](mailto:Carl@hartmann.attorney)  
**Cc:** Gregory Hodges <[Ghodges@dtflaw.com](mailto:Ghodges@dtflaw.com)>; Japinga, Kim <[kim@japinga.com](mailto:kim@japinga.com)>  
**Subject:** Re: Charlotte ?????? Are you there? 11 am AST conf ?

Carl and Kim,

I am in a meeting and I had this down for tomorrow-Friday at 11 AST. My apologies if I had the wrong day. I am a bit tied up today but can still make the time tomorrow.

Charlotte

Sent from my iPhone

On Dec 20, 2018, at 11:19 AM, Carl Hartmann <[carl@carlhartmann.com](mailto:carl@carlhartmann.com)> wrote:

We called into DTF and they could not locate you.

Are you available?

Carl

**CARL J. HARTMANN III**  
WEBSITE : [WWW.HARTMANN.ATTORNEY](http://WWW.HARTMANN.ATTORNEY)  
EMAIL: [CARL@HARTMANN.ATTORNEY](mailto:CARL@HARTMANN.ATTORNEY)  
ALL FAXES: (202) 403-3750  
D.C. TELEPHONE: (202) 518-2970  
USVI TELEPHONE: (340) 642-4422

**IN THE SUPERIOR COURT OF THE VIRGIN ISLANDS  
DIVISION OF ST. CROIX**

|  |   |                          |
|--|---|--------------------------|
| WALEED HAMED, as Executor of the           | ) |                          |
| Estate of MOHAMMAD HAMED,                  | ) |                          |
|  | ) |                          |
| Plaintiff/Counterclaim Defendant,          | ) | CIVIL NO. SX-12-CV-370   |
| v.   | ) |                          |
|  | ) |                          |
| FATHI YUSUF and UNITED CORPORATION,        | ) | ACTION FOR INJUNCTIVE    |
|  | ) | RELIEF, DECLARATORY      |
|  | ) | JUDGMENT, AND            |
| Defendants/Counterclaimants,               | ) | PARTNERSHIP DISSOLUTION, |
| v.   | ) | WIND UP, AND ACCOUNTING  |
|  | ) |                          |
| WALEED HAMED, WAHEED HAMED,                | ) |                          |
| MUFEED HAMED, HISHAM HAMED, and            | ) |                          |
| PLESSEN ENTERPRISES, INC.,                 | ) |                          |
|  | ) |                          |
| <u>Additional Counterclaim Defendants.</u> | ) | Consolidated With        |
|  | ) |                          |
| WALEED HAMED, as Executor of the           | ) |                          |
| Estate of MOHAMMAD HAMED,                  | ) |                          |
|  | ) |                          |
| Plaintiff,                                 | ) | CIVIL NO. SX-14-CV-287   |
| v.   | ) |                          |
|  | ) |                          |
| UNITED CORPORATION,                        | ) | ACTION FOR DAMAGES AND   |
|  | ) | DECLARATORY JUDGMENT     |
| <u>Defendant.</u>                          | ) |                          |
|  | ) |                          |
| WALEED HAMED, as Executor of the           | ) |                          |
| Estate of MOHAMMAD HAMED,                  | ) |                          |
|  | ) |                          |
| Plaintiff,                                 | ) | CIVIL NO. SX-14-CV-278   |
| v.   | ) |                          |
|  | ) |                          |
| FATHI YUSUF,                               | ) | ACTION FOR DEBT AND      |
|  | ) | CONVERSION               |
| <u>Defendant.</u>                          | ) |                          |

**YUSUF’S OPPOSITION TO HAMED’S MOTION TO COMPEL  
AS TO YUSUF CLAIM – Y-8 – WATER REVENUE DUE TO UNITED**

Defendant/counterclaimant Fathi Yusuf (“Yusuf”) and United Corporation (“United”), through their undersigned counsel, respectfully submits this Opposition to Hamed’s Motion to Compel as to Yusuf Claim – Y-8 – Water Revenue Due to United as follows:

**I. Yusuf Claim Y-8 is actually a debt owed by the Partnership to United for Water Revenues generated from the United Shopping Center’s building and cisterns.**

Hamed has made various designations in this case including what he denotes as Yusuf Claim–Y-8–Water Revenue Due to United. To be clear, this is a United claim against the Partnership for unpaid revenues for the sale of water from the United Shopping Center’s building and collected in its cisterns. It is not a claim that Yusuf is making against Hamed. United listed the debt due from the Partnership to United in the original filing submitted on September 30, 2016 at p. 9 and again in the Amended Claims filed on October 30, 2017 at p. 12. *See Exhibit A* – Excerpts from both the Original Claims and Amended Claims relating to the Water Revenue Owed to United. The total value of the debt claim by United is \$693,207.46, which is calculated based upon two years of sales in 1997 (\$52,000) and 1998 (\$75,000) for an average of \$5,291.66 per month. That amount was multiplied by 131 months to arrive at the amount owed to United for the period from April 1, 2004 to February 28, 2015.

**II. Yusuf’s Discovery Responses Were Proper.**

Hamed propounded Interrogatory No. 2 seeking information on a month by month basis from September 17, 2006 to 2014 for “the amount of water sold to the Partnership.” United objected on the grounds that no water was sold “to the Partnership.” Nonetheless, United provided the detail as to the calculation set forth above and noted that Waleed Hamed may have information as he was operating the Plaza Extra-East store during the time period described in the interrogatory.

Yusuf advised that he would supplement following discovery from Waleed. *See Exhibit B – Discovery Response as to Interrogatory No. 2.*

Further, United shows that Hamed attempts to show that United ignored a Rule 37 letter. Yusuf shows that this is incorrect and disingenuous. Yusuf shows that there has been no lingering attempt to ignore any specific deficiency or unilateral attempt to avoid response.<sup>1</sup>

**III. Although Objections and Prior Responses Were Proper, Supplemental Response Provided.**

Although United maintains that its prior responses and objections were proper, nonetheless, in an effort to bring this matter to a close, United submits this further clarification as to Water Revenue. *See Exhibit C–Supplemental Responses to Interrogatory No. 2.* To the extent that Hamed seeks further clarification or to expand upon his original interrogatory, he may do so through deposition.

**CONCLUSION**

Yusuf's Responses to Interrogatory 2 were proper objections and responses. Yusuf respectfully requests that Hamed's Motion be denied.

---

<sup>1</sup>Hamed continues to assert that counsel for Yusuf's inadvertent mis-calendaring of a conference call reflects some type of deliberate attempt to ignore or evade communication with counsel for Hamed. As explained previously, Counsel for Yusuf mistakenly mis-calendared the call for the following day (a Friday, which had been the parties standing time for weekly meetings regarding open issues in this case) and upon learning of the mistake immediately attempted to contact counsel for Hamed and reschedule for the following day to which Counsel for Hamed refused. *See Exhibit D* - Email communication on December 20, 2018 at 10:33 a.m. from Counsel for Yusuf to Counsel for Hamed.

Respectfully submitted,

**DUDLEY NEWMAN FEUERZEIG LLP**

**DATED:** November 4, 2019

By: /s/Charlotte K. Perrell

**GREGORY H. HODGES** (V.I. Bar No. 174)

**CHARLOTTE K. PERRELL** (V.I. Bar No. 1281)

P.O. Box 756-0756

St. Thomas, VI 00804

Telephone: (340) 715-7750

Facsimile: (340) 715-4400

E-Mail: [ghodges@dnfvi.com](mailto:ghodges@dnfvi.com)

[cperrell@dnfvi.com](mailto:cperrell@dnfvi.com)

Attorneys for Fathi Yusuf and United Corporation

**CERTIFICATE OF SERVICE**

I hereby certify that on this 4<sup>th</sup> day of November, 2019, I caused the foregoing **Yusuf's Opposition to Hamed's Motion to Compel as to Yusuf Claim – Y-8 – Water Revenue Due to United** which complies with the page and word limitations of Rule 6-1(e), to be served upon the following via the Case Anywhere docketing system:

Joel H. Holt, Esq.  
**LAW OFFICES OF JOEL H. HOLT**  
2132 Company Street  
Christiansted, V.I. 00820  
Email: [holtvi.plaza@gmail.com](mailto:holtvi.plaza@gmail.com)

Carl Hartmann, III, Esq.  
5000 Estate Coakley Bay, #L-6  
Christiansted, VI 00820  
Email: [carl@carlhartmann.com](mailto:carl@carlhartmann.com)

Mark W. Eckard, Esq.  
Eckard, P.C.  
P.O. Box 24849  
Christiansted, VI 00824  
Email: [mark@markeckard.com](mailto:mark@markeckard.com)

Jeffrey B.C. Moorhead, Esq.  
C.R.T. Building  
1132 King Street  
Christiansted, VI 00820  
Email: [jeffreylaw@yahoo.com](mailto:jeffreylaw@yahoo.com)

The Honorable Edgar D. Ross  
Email: [edgarrossjudge@hotmail.com](mailto:edgarrossjudge@hotmail.com)

/s/Charlotte K. Perrell \_\_\_\_\_

*Hamed v. Yusuf, SX-12-CV-370*

*Yusuf's Opposition to Hamed's Motion to Compel as to Yusuf Claim – Y-8 – Water Revenue Due to United*

Page 6

# **Exhibit A**



**IN THE SUPERIOR COURT OF THE VIRGIN ISLANDS  
DIVISION OF ST. CROIX**

|   |   |                          |
|---|---|--------------------------|
| <b>MOHAMMAD HAMED</b> , by his              | ) | CIVIL NO. SX-12-CV-370   |
| authorized agent <b>WALEED HAMED</b> ,      | ) |                          |
|   | ) |                          |
| Plaintiff/Counterclaim Defendant,           | ) | ACTION FOR DAMAGES,      |
|   | ) | INJUNCTIVE RELIEF        |
| vs.   | ) | AND DECLARATORY RELIEF   |
|   | ) |                          |
| <b>FATHI YUSUF and UNITED CORPORATION</b> , | ) |                          |
|   | ) |                          |
| Defendants/Counterclaimants,                | ) |                          |
|   | ) |                          |
| vs.   | ) |                          |
|   | ) |                          |
| <b>WALEED HAMED, WAHEED HAMED,</b>          | ) |                          |
| <b>MUFEEED HAMED, HISHAM HAMED, and</b>     | ) |                          |
| <b>PLESSEN ENTERPRISES, INC.,</b>           | ) |                          |
|   | ) |                          |
| Additional Counterclaim Defendants.         | ) |                          |
| <hr/>                                       | ) | <b>Consolidated With</b> |
| <b>MOHAMMAD HAMED</b> ,                     | ) |                          |
|   | ) | CIVIL NO. SX-14-CV-287   |
| Plaintiff,                                  | ) |                          |
| v.  | ) | ACTION FOR DAMAGES       |
|   | ) | AND DECLARATORY RELIEF   |
| <b>UNITED CORPORATION</b> ,                 | ) |                          |
|   | ) |                          |
| Defendant.                                  | ) |                          |
| <hr/>                                       | ) |                          |

**YUSUF’S ACCOUNTING CLAIMS AND PROPOSED DISTRIBUTION PLAN**

Pursuant to the “Final Wind Up Plan Of The Plaza Extra Partnership,” entered on January 9, 2015 (the “Plan”),<sup>1</sup> §9, Step 6, and the August 31, 2016 directive<sup>2</sup> of the Master, as clarified

<sup>1</sup> Unless otherwise defined, all capitalized terms have the same meaning as provided in the Plan.  
<sup>2</sup> That directive required the Partners to submit any objection to the previously submitted Partnership Accounting and any claims against the Partnership or a Partner by September 30, 2016. It is undisputed that since the inception of the Partnership, the only Partners were Yusuf and Hamed, who died on June 16, 2016. On September 20, 2016, a Motion And Memorandum For Substitution Of Named Plaintiff was filed seeking an Order substituting Waleed M. Hamed, as Executor of the estate of Hamed, as Plaintiff.

Reflecting United's Payments for Plaza Extra. In the same ledger book, records of withdrawals by Yusuf are also noted for certain personal expenses in 1995 and 1996. The amounts relating to Yusuf's personal expenses are included in the BDO Report discussed below in § IV, accounting for the withdrawals as between the Partners and their families. However, the total amount of \$199,760.00 paid by United has not otherwise been captured in other reconciliations and remains due and owing to United.

**F. Water Revenue Re Plaza Extra-East**

Beginning in 1994, Plaza Extra-East began selling United's water. The proceeds for the first 10 years were used primarily for charitable purposes. From April 1, 2004, however, all revenue from the sale of United's water that was collected by Plaza Extra-East was to be paid to United. United has calculated the average water sales per month based upon two years of sales in 1997 (\$52,000) and 1998 (\$75,000) as \$5,291.66 per month. Multiplying the average monthly sales revenue by 131 months, United is owed \$693,207.46 from the Partnership for the water sales revenue from April 1, 2004 through February 28, 2015.

**G. Unreimbursed Transfers to Plaza Extra from United's Tenant Account**

At various points throughout the Partnership, United would transfer funds from its tenant account, which the parties have already conceded was separate and independent from the Partnership, to the Plaza Extra Stores to cover expenses and to maintain cash-flow. The Partnership has not reimbursed United for certain transfers. The Partnership owes United \$188,132 for its unreimbursed transfers. *See Exhibit I*, Summary and Supporting Documentation of Unreimbursed Transfers from United.

**IN THE SUPERIOR COURT OF THE VIRGIN ISLANDS  
DIVISION OF ST. CROIX**

|  |   |                          |
|--|---|--------------------------|
| WALEED HAMED, as Executor of the           | ) |                          |
| Estate of MOHAMMAD HAMED,                  | ) |                          |
|  | ) |                          |
| Plaintiff/Counterclaim Defendant,          | ) | CIVIL NO. SX-12-CV-370   |
| v.   | ) |                          |
|  | ) |                          |
| FATHI YUSUF and UNITED CORPORATION,        | ) | ACTION FOR INJUNCTIVE    |
|  | ) | RELIEF, DECLARATORY      |
|  | ) | JUDGMENT, AND            |
| Defendants/Counterclaimants,               | ) | PARTNERSHIP DISSOLUTION, |
| v.   | ) | WIND UP, AND ACCOUNTING  |
|  | ) |                          |
| WALEED HAMED, WAHEED HAMED,                | ) |                          |
| MUFEED HAMED, HISHAM HAMED, and            | ) |                          |
| PLESSEN ENTERPRISES, INC.,                 | ) |                          |
|  | ) |                          |
| <u>Additional Counterclaim Defendants.</u> | ) | Consolidated With        |
|  | ) |                          |
| WALEED HAMED, as Executor of the           | ) |                          |
| Estate of MOHAMMAD HAMED,                  | ) |                          |
|  | ) |                          |
| Plaintiff,                                 | ) | CIVIL NO. SX-14-CV-287   |
| v.   | ) |                          |
|  | ) |                          |
| UNITED CORPORATION,                        | ) | ACTION FOR DAMAGES AND   |
|  | ) | DECLARATORY JUDGMENT     |
|  | ) |                          |
| <u>Defendant.</u>                          | ) |                          |
|  | ) |                          |
| WALEED HAMED, as Executor of the           | ) |                          |
| Estate of MOHAMMAD HAMED,                  | ) |                          |
|  | ) |                          |
| Plaintiff,                                 | ) | CIVIL NO. SX-14-CV-278   |
| v.   | ) |                          |
|  | ) |                          |
| FATHI YUSUF,                               | ) | ACTION FOR DEBT AND      |
|  | ) | CONVERSION               |
|  | ) |                          |
| <u>Defendant.</u>                          | ) |                          |

**YUSUF'S AMENDED ACCOUNTING CLAIMS  
LIMITED TO TRANSACTIONS OCCURRING ON OR AFTER SEPTEMBER 17, 2006**

**DUDLEY, TOPPER  
AND FEUERZEIG, LLP**  
1000 Frederiksberg Gade  
P.O. Box 756  
St. Thomas, U.S. V.I. 00804-0756  
(340) 774-4422



**F. Water Revenue Re Plaza Extra-East**

Beginning in 1994, Plaza Extra-East began selling United's water. The proceeds for the first 10 years were used primarily for charitable purposes. From April 1, 2004, however, all revenue from the sale of United's water that was collected by Plaza Extra-East was to be paid to United. United has calculated the average water sales per month based upon two years of sales in 1997 (\$52,000) and 1998 (\$75,000) as \$5,291.66 per month. Multiplying the average monthly sales revenue by 131 months, United is owed \$693,207.46 from the Partnership for the water sales revenue from April 1, 2004 through February 28, 2015.

**Disputed/Undisputed, Ripe for Determination or Discovery Needed:** Yusuf anticipates that this debt will be disputed and will likely require additional discovery.

**G. Unreimbursed Transfers to Plaza Extra from United's Tenant Account**

At various points throughout the Partnership, United would transfer funds from its tenant account, which the parties have already conceded was separate and independent from the Partnership, to the Plaza Extra Stores to cover expenses and to maintain cash-flow. The Partnership has not reimbursed United for certain transfers. The Partnership owes United \$188,132 for its unreimbursed transfers. *See* Exhibit I to the Original Claims, Summary and Supporting Documentation of Unreimbursed Transfers from United.

**Disputed/Undisputed, Ripe for Determination or Discovery Needed:** Yusuf anticipates that this debt will be disputed and will likely require additional discovery.

**IV. Past Partnership Withdrawals and Distribution Reconciliation**

Throughout the Partnership, the Partners and their agents (*i.e.*, their sons) would withdraw cash from safes at the Plaza Extra Stores. Evidence of these withdrawals came in multiple forms including, *inter alia*, receipts, checks or ledger entries. In addition, the Partners

*Hamed v. Yusuf, SX-12-CV-370*

*Yusuf's Opposition to Hamed's Motion to Compel as to Yusuf Claim – Y-8 – Water Revenue Due to United*

Page 7

# **Exhibit B**



privileged, responsive information is discovered, these Interrogatories will be supplemented to the extent that supplementation may be required by the Virgin Islands Rules of Civil Procedure.

(8) Defendants object to these Interrogatories to the extent that they are compound and not a single Request. Hence, these Interrogatories should be counted as more than a single Request such that when all of the subparts are included together with other Interrogatories they exceed the 50 Interrogatories allowed in the Joint Discovery and Scheduling Plan (“JDSP”).

### **RESPONSES TO INTERROGATORIES**

**Interrogatory 2 of 50 – New Claim Number Y-08 – Old Claim #: Y’s III.F**

#### **Water Revenue Owed United**

Describe in detail, by month, from Sept 17, 2006 to 2014, the amount of water sold to the Partnership, by whom it was sold, the number of gallons per month, the per gallon cost in each of those months, the total value of the gallons sold by month, year and total amount – and describe any ledgers, shipping invoices, receipts or other documents which support your claim as well as any witnesses who would have knowledge and what knowledge you believe they have.

#### **RESPONSE:**

Defendants first object that this Interrogatory is unclear as it requests information about water sold “to the Partnership.” United’s claim against the Partnership is that the Partnership sold United’s water from the Plaza Extra-East location. After May 5, 2004, the proceeds from the sale of United’s water were to be paid to United, not the Partnership. Nonetheless, in an effort to respond to what appears to be questions relating to the support and calculations for water sales due to United from the Partnership, Defendants submit that the calculations set forth Yusuf’s Amended Accounting Claims Limited to Transactions Occurring On or After September 17, 2006 (“Yusuf’s Claims”) were based upon two years of sales in 1997 (\$52,000) and 1998 (\$75,000) for an average of \$5,291.66 per month. As Waleed Hamed was in charge of the Plaza



Extra-East location where the sales took place, Yusuf will be seeking additional information from him as part of the written discovery propounded on him. The number listed in the claims was the average monthly sales multiplied by 131 months demonstrating that United is owed \$693,207.46 from the Partnership for the water sales revenue from April 1, 2004 through February 28, 2015. Yusuf submits that discovery is on-going and that he will supplement this response as and when appropriate.



*Hamed v. Yusuf, SX-12-CV-370*

*Yusuf's Opposition to Hamed's Motion to Compel as to Yusuf Claim – Y-8 – Water Revenue Due to United*

Page 8

# **Exhibit C**



**SUPPLEMENTAL RESPONSES  
TO HAMED'S DISCOVERY**

Defendant/Counterclaimants Fathi Yusuf ("Yusuf") and United Corporation ("United") through their attorneys, Dudley Newman Feuerzeig, LLP, hereby provide their Supplemental Responses to Hamed's discovery as follows:

**1. Interrogatory No. 2 - Relating to Y-8 – Water Revenue Owed to United**

Yusuf reaffirms his prior responses and objections to Interrogatory No. 2. Yusuf further supplements his responses to Interrogatory No. 2:

Claim Y-8 relates to water that is collected from the roof of the United Shopping Center and from several wells at the shopping center and stored in a nearly 500,000 gallon cistern and a much smaller cistern. In addition to being used for store operations, much of this water was sold to water delivery services in St. Croix who would send their trucks to the United Shopping Center and have them filled there and leave payment with Plaza Extra-East personnel.

The water collection infrastructure, including the wells that were dug, the pumps, piping and the cisterns themselves, were built exclusively with Yusuf's own money, just as all of the improvements to the United Shopping Center property were built with his money (supplemented in part with insurance proceeds paid to United as the result of a fire<sup>1</sup>). United Corporation owns the real estate and all of its improvements, not the partnership. Hamed was aware of and agreed that because the water was collected and stored by equipment that was part of the real estate owned by United, any revenues of sales of water belonged exclusively to United, just as

---

<sup>1</sup> See August 12, 2014 Declaration of Fathi Yusuf, ¶5.

revenues from any rent payments by tenants<sup>2</sup> at the United Shopping Center, belonged exclusively to United.

Hamed has throughout this litigation recognized that all income from rent paid by tenants of the United Shopping Center belonged exclusively to United, and Hamed has never asserted a claim for any portion of those revenues. The partnership's multi-million dollar rent obligation to United, which Judge Brady recognized in his April 27, 2015 Order granting summary judgment to United of course depends on the fact that United Corporation owns the real estate and improvements at the United Shopping Center.

Prior to the indictment in the criminal case that was filed in September 2003, United donated most revenues from water sales to charitable causes. But soon after the indictment, any proceeds from the sale of water were placed into the Plaza Extra accounts or safes at the store, along with grocery sales revenues. While the water sales were for reasons of convenience collected by Plaza Extra-East employees and then deposited into the store accounts that were overseen by a federal monitor, that did not change the fact that the water belonged to United and that any revenues from its sale therefore belonged to United. United's Claim Y-8 seeks the return of (or a credit for) all revenues from sales of its water from the period April 1, 2004 to February 28, 2015, just before the Plaza Extra-East store (which is located at the United Shopping Center) ceased being operated by the partnership under the Court's Wind Up Plan and Order.

Waleed Hamed would have knowledge of the water revenue for the period when Fathi Yusuf was present at Plaza Extra-Tutu. Likewise, Yusuf Yusuf may have knowledge of same.

---

<sup>2</sup>Hamed has throughout this litigation recognized that all income from rent paid by tenants of the United Shopping Center belonged exclusively to United, and Hamed has never asserted a claim for any portion of those revenues. The partnership's multi-million dollar rent obligation to United, which Judge Brady recognized in his April 27, 2015 Order granting summary judgment to United of course depends on the fact that United Corporation owns the real estate and improvements at the United Shopping Center.

As far as receipts go, Yusuf shows that he derived the value of his calculations from a sheet bearing Waleed's handwriting which reflected the values in 1997 and 1998. At present, Yusuf is unable to locate that document but is continuing to make a diligent search for same. Yusuf does not have a price per month but only a calculated average as previously set forth. Yusuf is familiar with the value of the revenues as he coordinated for the transfer of funds from the revenue to the charities for a number of years. Yusuf disputes that the water sales dropped significantly in the 2000's as stated by Hamed in his discovery responses as Waleed never advised that there had been any significant drop or increase in sales during that period.

Respectfully submitted,

**DUDLEY NEWMAN FEUERZEIG LLP**

**DATED:** November 4, 2019

By: /s/Charlotte K. Perrell  
**GREGORY H. HODGES** (V.I. Bar No. 174)  
**CHARLOTTE K. PERRELL** (V.I. Bar No. 1281)  
P.O. Box 756-0756  
St. Thomas, VI 00804  
Telephone: (340) 715-7750  
Facsimile: (340) 715-4400  
E-Mail: [ghodges@dnfvi.com](mailto:ghodges@dnfvi.com)  
[cperrell@dnfvi.com](mailto:cperrell@dnfvi.com)

Attorneys for Fathi Yusuf and United Corporation

**CERTIFICATE OF SERVICE**

It is hereby certified that on this 4<sup>th</sup> day of November, 2019, I caused the foregoing a true and exact copy of the foregoing **SUPPLEMENTAL RESPONSES TO HAMED'S DISCOVERY AS TO INTERROGATORY NO. 2** to be served upon the following via Case Anywhere docketing system:

Joel H. Holt, Esq.  
**LAW OFFICES OF JOEL H. HOLT**  
2132 Company, V.I. 00820  
Email: [joelholtpc@gmail.com](mailto:joelholtpc@gmail.com)

Carl Hartmann, III, Esq.  
5000 Estate Coakley Bay, #L-6  
Christiansted, VI 00820  
Email: [carl@carlhartmann.com](mailto:carl@carlhartmann.com)

Mark W. Eckard, Esq.  
**HAMM & ECKARD, LLP**  
5030 Anchor Way – Suite 13  
Christiansted, St. Croix  
U.S. Virgin Islands 00820-4692  
E-Mail: [mark@markeckard.com](mailto:mark@markeckard.com)

Jeffrey B.C. Moorhead, Esq.  
C.R.T. Building  
1132 King Street  
Christiansted, St. Croix  
U.S. Virgin Islands 00820  
E-Mail: [jeffreymlaw@yahoo.com](mailto:jeffreymlaw@yahoo.com)

s/Charlotte K. Perrell

**VERIFICATION**

I hereby certify under penalty of perjury that the facts contained in each of the foregoing responses to interrogatories are true and correct to the best of my knowledge, information and belief.

Dated: NOV. 4th, 2019

*Paul J. [Signature]* Attesting Individual

TERRITORY OF THE UNITED STATES VIRGIN ISLANDS  
DISTRICT OF ST. CROIX ) ss

On this, the 4 day of NOVEMBER, 2019, before me, the undersigned officer, personally appeared the signor known to me (or satisfactorily proven to be) the person whose name is subscribed to the within document and acknowledged that he/she executed the same for the purpose therein contained.

IN WITNESS WHEREOF, I hereunto set my hand and official seal.

*[Signature]* Notary Public

BERNARD W. LIBURD  
NOTARY PUBLIC 49-17  
MY COMM. EXR 6/6/2021  
ST. CROIX, US VIRGIN ISLANDS

# **Exhibit D**



## Charlotte Perrell

---

**From:** Kim Japinga <[kim@japinga.com](mailto:kim@japinga.com)>  
**Sent:** Thursday, December 20, 2018 12:03 PM  
**To:** Charlotte Perrell; [Carl@hartmann.attorney](mailto:Carl@hartmann.attorney)  
**Cc:** Gregory Hodges; [kim@japinga.com](mailto:kim@japinga.com)  
**Subject:** RE: Charlotte ?????? Are you there? 11 am AST conf ?

Good morning, Charlotte,

We don't need to meet tomorrow, as we are filing a motion to compel now. So, no meeting tomorrow.

Thanks, Kim

**From:** Charlotte Perrell <[Cperrell@dtflaw.com](mailto:Cperrell@dtflaw.com)>  
**Sent:** Thursday, December 20, 2018 10:33 AM  
**To:** [Carl@hartmann.attorney](mailto:Carl@hartmann.attorney)  
**Cc:** Gregory Hodges <[Ghodges@dtflaw.com](mailto:Ghodges@dtflaw.com)>; Japinga, Kim <[kim@japinga.com](mailto:kim@japinga.com)>  
**Subject:** Re: Charlotte ?????? Are you there? 11 am AST conf ?

Carl and Kim,

I am in a meeting and I had this down for tomorrow-Friday at 11 AST. My apologies if I had the wrong day. I am a bit tied up today but can still make the time tomorrow.

Charlotte

Sent from my iPhone

On Dec 20, 2018, at 11:19 AM, Carl Hartmann <[carl@carlhartmann.com](mailto:carl@carlhartmann.com)> wrote:

We called into DTF and they could not locate you.

Are you available?

Carl

**CARL J. HARTMANN III**  
WEBSITE : [WWW.HARTMANN.ATTORNEY](http://WWW.HARTMANN.ATTORNEY)  
EMAIL: [CARL@HARTMANN.ATTORNEY](mailto:CARL@HARTMANN.ATTORNEY)  
ALL FAXES: (202) 403-3750  
D.C. TELEPHONE: (202) 518-2970  
USVI TELEPHONE: (340) 642-4422



Defendant/counterclaimant Fathi Yusuf (“Yusuf”) and United Corporation (“United”), through their undersigned counsel, respectfully submit this Opposition to Hamed’s Motion to Compel as to Hamed Claim – H-142 Regarding Half-Acre in Tutu as follows:

**I. Hamed Claim H-142 Regarding Half-Acre in Tutu.**

Interrogatory No. 21 seeks information as to how the half-acre in Estate Tutu was purchased and what funds were used for the purchase and RTP 13 seeks all underlying documents relating to the source of the funds for the purchase of this property and in particular, if it was other than income from the Plaza Extra stores. United has already responded to these requests as follows:

**Interrogatory 21 of 50:**

Interrogatory 21 of 50 relates to Claim No. H-142 (old Claim No. 490): “Half acre in Estate Tutu,” as described in Hamed’s November 16, 2017 Motion for a Hearing Before Special Master, Exhibit 3 and the September 28, 2016 JVZ Engagement Report and Exhibits.

With respect to Claim No. H-142, state in detail how this half acre in Estate Tutu was purchased and what funds were used, the source of those funds and any discussions or agreements about the funds or the purchase, with reference to all applicable documents, communications and witnesses.

**Response:**

Defendants object to this Interrogatory because it involves a potential claim that is barred by the Court’s Memorandum Opinion and Order Re Limitation on Accounting (“Limitation Order”), which limits the scope of the accounting to only those transactions that occurred on or after September 17, 2006. Pursuant to a deed dated July 26, 2006 and recorded on August 24, 2006, this property was titled in the name of Plessen Enterprises, Inc. and was not an asset of the Partnership as of September 17, 2006. Accordingly, any claims by Hamed relating to this property are clearly barred by the Limitation Order and Defendants have no obligation to provide discovery concerning a barred claim because “the proposed discovery is not relevant to any party’s claim or defense.” V.I. R. Civ. P. 26(b)(2)(C)(iii).

Moreover, this claim is the subject of Defendants’ Motion to Strike Hamed’s Amended Claim Nos. 142 and 143 (“Motion to Strike”) seeking to strike Hamed Claim 142 on the grounds that the property was titled in the name of Plessen, was not an asset of the Partnership and is barred by the Limitation Order. Defendants incorporate by reference their Motion to Strike as if

fully set forth herein verbatim and submit that because there is a pending Motion to Strike, the requirement for a response should be stayed pending the resolution.

See **Exhibit A** - United's Initial Response to Interrogatory No. 21.

Therein, Yusuf and United specifically incorporated by reference as if fully set forth therein verbatim their Motion to Strike Claim H-142, which further elaborated upon the documentation relating to this parcel. The Motion to Strike also referenced the 8<sup>th</sup> Bi-Monthly Report. Specifically, the Motion to Strike provided:

At page 5 and 6 of the Liquidating Partner's Eighth Bi-Monthly Report filed on May 30, 2016, Yusuf described this purported claim in far greater detail. See Liquidating Partner's Eighth Bi-Monthly Report attached as **Exhibit 1** at page 5-6. For the Master's convenience, Defendants also provide a copy of the Warranty Deed to Plessen Enterprises, Inc. ("Plessen") dated July 26, 2006 and recorded on August 24, 2006 attached as **Exhibit 2**, a copy of the Mortgage dated August 24, 2006 from Plessen to United in the amount of \$330,000 attached as **Exhibit 3**<sup>1</sup>, and a copy of

<sup>1</sup> Note that this Mortgage was signed by Waleed Hamed, the current plaintiff in these consolidated cases, on behalf of Plessen.

the Deed In Lieu Of Foreclosure dated October 23, 2008 and recorded on March 24, 2009 from Plessen to United attached as **Exhibit 4**.<sup>2</sup>

<sup>2</sup> Note that this Deed In Lieu Of Foreclosure was signed by Mohammad Hamed, the original plaintiff in these consolidated cases, on behalf of Plessen.

See **Exhibit B** - Motion to Strike with Exhibits. Further, the 8<sup>th</sup> Bi-Monthly report provided:

~~To date, no Partnership Assets requiring liquidation beyond those described above have been identified by or to the Liquidating Partner.<sup>7</sup>~~ Hamed has inquired about the disposition of ½ acre of unimproved land located on St. Thomas that is allegedly owned by the Partnership and more particularly described as Parcel No. 2-4 Rem. Estate Charlotte Amalie, No. 3 New Quarter, St. Thomas, as shown on OLG Map. No. D9-7044-T002 (the "Land"). Yusuf submits that the Land has been erroneously carried on the balance sheet of the Partnership, because the record owner of the Land, pursuant to a Warranty Deed dated July 26, 2006 and recorded August 24, 2006, was Plessen Enterprises, Inc. ("Plessen"), a corporation jointly owned by the Hamed and Yusuf families. The Land was encumbered by a mortgage dated August 24, 2006

from Plessen to United in the face amount of \$330,000. Pursuant to a Deed In Lieu Of Foreclosure dated October 23, 2008 and recorded on March 24, 2009, Plessen conveyed the Land to United. Pursuant to a Release Of Mortgage dated October 23, 2008 and recorded on March 24, 2009, United released its mortgage covering the Land.<sup>8</sup> Copies of the Deed In Lieu Of Foreclosure and Release Of Mortgage have been provided to the Master and Hamed. Accordingly, the Liquidating Partner does not intend to pursue liquidation of the Land or the mortgage since the Partnership has no continuing interest in either.<sup>9</sup>

See **Exhibit C** -8<sup>th</sup> Bi Monthly Report at pages 5-6.

Thereafter, Yusuf and United supplemented their initial response and confirmed that all of the documents relating to the purchase of the parcel had previously been produced. See **Exhibit D** - Supplemental Response to Interrogatory No. 21 and RTP 13.

With regard to RTP No. 13, Yusuf and United provided an initial response, which also incorporated by reference as if fully set forth verbatim their Motion to Strike H-142 and the exhibits attached thereto. When Yusuf and United supplemented, they provided:

**Supplemental Response:**

Defendants show that all documents in their possession, custody or control have already been produced (warranty deed, first priority mortgage and deed in lieu of foreclosure with accompanying tax clearance letter from Mohammad Hamed). Further responding, Defendants show that there are no documents responsive to this request to the extent it seeks documents reflecting sources of funds for the purchase other than income from the stores.

*See Exhibit D* - Supplemental Response to Interrogatory No. 21 and RTP 13.

Hence, Yusuf and United have demonstrated that the funds used to initially purchase the property came from Partnership funds but that the partners elected to title the property in the name of Plessen – an entity jointly owned by the partners. Although Yusuf and United have admitted that the source of the funds for the initial purchase was Partnership funds, Hamed continues to insist that documents that do not exist (“documents reflecting source of funds for the purchase other than income from the stores”) be produced.

**II. Yusuf and United's Discovery Responses Were Proper.**

In responding to discovery, Yusuf and Untied pointed out all of the above and provided all information responsive to the request as to the source of the funds for the purchase and documentation relating to the parcel. In each of Hamed's Rule 37 Letters, he seeks to expand and elaborate on his initial requests. Interrogatory No.21 asks:

**Interrogatory 21 of 50:**

Interrogatory 21 of 50 relates to Claim No. 142 (old Claim No. 490): “Half acre in Estate Tutu,” as described in Hamed's November 16, 2017 Motion for a Hearing Before Special Master, Exhibit 3 and the September 28, 2016 JVZ Engagement Report and Exhibits

With respect to Claim No. H-142, state in detail how this half acre in Estate Tutu was purchased and what funds were used, the source of those funds and any discussions or agreements about the funds or the purchase with reference to all applicable documents, communications and witnesses.

Yusuf and United have provided detailed responses to this inquiry, acknowledged that the source of the funds for the initial purchase was income from the stores, provided the documentation reflecting the title to the property in the name of Plessen and subsequent notes and transfers thereafter (which is beyond the scope of the inquiry). Not satisfied with these detailed responses to his actual inquiries, Hamed now seeks additional information to inquiries he did not propound.

Hamed respectfully requests that the Master compel United to answer and produce the following:

**Interrogatory 21 of 50**

- Discuss how the half-acre in Estate Tutu was purchased, for example, why the parcel was purchased, what the benefits from the purchase were.
- Identify the source of funds used to purchase the half-acre in Estate Tutu.
- Identify any funds ever paid for the parcel, at the time of purchase or any other time, including the time of the “foreclosure” by United AFTER Judge Brady’s SOL/latches date in 2006.
- Provide information regarding any discussions or agreement about the funds [f]or the purchase, including a detailed list of documents and witnesses to the discussions or agreement with regard to the initial purchase or eventual foreclosure. Additionally, describe any communications about the purchase of the land or eventual foreclosure.

*See Hamed's Motion to Compel re Revised Claim H-142 – Half Acre in Estate Tutu, p.11-12.*

However, this is an improper expansion of the original interrogatory. Why the parcel was purchased, what the benefits from the purchase were, identification of any funds ever paid for the parcel at any time other than the purchase including the “foreclosure” and information relating to

the foreclosure are all subsequent follow up questions. They do not demonstrate that Yusuf and United failed to properly respond to the initial inquiry and thus, are not a proper basis for a motion to compel. Likewise, Hamed seeks to expand his initial Request for Production. Hamed's initial request provides:

**RFPDs 13 of 50**

Request for the Production of Documents 13 of 15, relates to H-142 (old Claim No. 490): "Half acre in Estate Tutu."

With respect to H-142, please provide all documents which relate to this entry – particularly (but not limited to) all underlying documents relating to the source of funds for the purchase of this property if it was other than income from the stores.

Yusuf and United properly provided the documents relating to this property and further confirmed that there were no documents responsive to this request to the extent that it seeks documents relating to the source of funds for the purchase other than income from the stores. Hence, Defendants responses were proper and complete. However, Hamed now seeks to expand the scope of his request and claim that Defendants have failed to comply requiring the Court to compel them to respond:

Hamed respectfully requests that the Master compel United to answer and produce the following:

...

**RFPDs 13 of 50**

- Bates numbers referencing the documents United states have already been produced: a warranty deed, first priority mortgage and deed in lieu of foreclosure with accompanying tax clearance letter from Mohammad Hamed;
- All financial documents relating to this claim, such as general ledgers, tax documents and bank records relating to the purchase, the mortgage and the transfer into United's name in 2008; and
- Any correspondence, letters, faxes or other communications relating to the half-acre parcel, whether it relates to the purchase, sale,



rationale for acquiring the property, reason for the mortgage or transfer into United's name.

See Hamed's Motion to Compel re Revised Claim H-142 – Half Acre in Estate Tutu, p.11-12. However, this is an improper expansion of the original request. If Hamed seeks to ask follow up questions or further inquire beyond the information originally requested, then Hamed can depose Mr. Yusuf. However, United has properly and adequately responded to this discovery and properly supplemented their responses. Hence, there is no basis to grant Hamed's Motion to Compel.

Further, Yusuf and United submit that Hamed's attempt to show that United ignored a Rule 37 letter is incorrect and disingenuous.<sup>1</sup> United properly responded and supplemented. Yusuf shows that there has been no lingering attempt to ignore any specific deficiency or unilateral attempt to avoid response

### CONCLUSION

United's Responses to Interrogatory 21 and RTP 13 were proper. Should Hamed wish to expand his inquiry based upon these responses, Hamed may do so through deposition inquiry. Hamed attempts to use the Rule 37 procedure to elaborate and expand his initial inquiries. Hamed may do so through deposition as written discovery is closed. However, asking multiple additional questions beyond the already compound questions when detailed and sufficient responses have

---

<sup>1</sup> Hamed continues to assert that counsel for Yusuf's inadvertent mis-calendaring of a conference call reflects some type of deliberate attempt to ignore or evade communication with counsel for Hamed. As explained previously, Counsel for Yusuf mistakenly mis-calendared the call for the following day (a Friday, which had been the parties standing time for weekly meetings regarding open issues in this case) and upon learning of the mistake immediately attempted to contact counsel for Hamed and reschedule for the following day to which counsel for Hamed refused. See **Exhibit E** – Email communication on December 20, 2018 at 10:33 a.m. from counsel for Yusuf to counsel for Hamed.

already been provided and then attempting to seek to compel is improper. United respectfully requests that Hamed's Motion be denied.

Respectfully submitted,

**DUDLEY NEWMAN FEUERZEIG LLP**

**DATED:** November 4, 2019

By: /s/Charlotte K. Perrell  
**GREGORY H. HODGES** (V.I. Bar No. 174)  
**CHARLOTTE K. PERRELL** (V.I. Bar No. 1281)  
P.O. Box 756-0756  
St. Thomas, VI 00804  
Telephone: (340) 715-7750  
Facsimile: (340) 715-4400  
E-Mail: [ghodges@dnfvi.com](mailto:ghodges@dnfvi.com)  
[cperrell@dnfvi.com](mailto:cperrell@dnfvi.com)

Attorneys for Fathi Yusuf and United Corporation



# **Exhibit A**



**RESPONSES TO HAMED'S FOURTH INTERROGATORIES PER THE CLAIM  
DISCOVERY PLAN OF 1/29/2018 NOS. 16-28 OF 50**

Defendant/Counterclaimants Fathi Yusuf ("Yusuf") and United Corporation ("United")(collectively, the "Defendants") through their attorneys, Dudley, Topper and Feuerzeig, LLP, hereby provide their Responses to Hamed's Fourth Set of Interrogatories per the Claims Discovery Plan of 1/29/2018, Nos. 16-28 of 50 as to Y-5: Reimburse United For Gross Receipt Taxes; H-150 And H-160: United's Gross Receipts Taxes; H-152: United's Corporate Franchise Taxes And Fees; H-153: P Funds Used to Pay United's Property Insurance; H-7: Kac357, Inc. Payment Of Invoices from J. David Jackson, PC; H-8: David Jackson, CPA, Bill Owed For Tax Work Done; H-15: NejeH Yusuf's Case Withdrawals from Safe; H-22: NejeH Yusuf Removed Property Belonging To Kac357, Inc.; H-142: Half Acre In Estate Tutu; H-146: Imbalance In Credit Card Points; H-147: Vendor Rebates; H-154: Attorney And Accounting Fees Paid Re Criminal Case; H-163: Loss Of Assets Due To Wrongful Dissolution; H-164: Inventory Adjusted Downward By \$1,660,000; H-165: Debts Totaling \$176,267.97.

**GENERAL OBJECTIONS**

Defendants make the following general objections to the Interrogatories. These general objections apply to all or many of the Interrogatories, thus, for convenience, they are set forth herein and are not necessarily repeated after each objectionable Request to Admit. The assertion of the same, similar, or additional objections in the individual responses to the Interrogatories, or the failure to assert any additional objections to a discovery request does not waive any of Defendants' objections as set forth below:

**DUDLEY, TOPPER  
AND FEUERZEIG, LLP**

1000 Frederiksberg Gade

P.O. Box 756

St. Thomas, U.S. V.I. 00804-0756

(340) 774-4422

(1) Defendants object to these Interrogatories to the extent they may impose obligations different from or in addition to those required under the Virgin Islands Rules of Civil Procedure.

(2) Defendants object to these Interrogatories to the extent that they use the words “any” and “all” as being overly broad, unduly burdensome, immaterial, irrelevant, and not reasonably calculated to lead to the discovery of admissible evidence.

(3) Defendants object to these Interrogatories to the extent they seek information which is protected by the attorney-client privilege or work-product doctrine, including information prepared in anticipation of litigation, or for trial, by or on behalf of Defendants or relating to mental impressions, conclusions, opinions, or legal theories of their attorneys or representatives, or any other applicable privilege or doctrine under federal or territorial statutory, constitutional or common law. Defendants’ answers shall not include any information protected by such privileges or doctrine, and documents or information inadvertently produced which includes such privileged information shall not be deemed a waiver by Defendants of such privilege or doctrine.

(4) Defendants object to these Interrogatories to the extent that they seek information and documents concerning any matter that is irrelevant to the claims or defenses of any party to this action, and not reasonably calculated to lead to the discovery of admissible evidence.

(5) Defendants object to these Interrogatories to the extent that they use terms or phrases that are vague, ambiguous, or undefined. Defendants’ response to such request will be based upon their understanding of the request.

(6) Defendants object to these Interrogatories to the extent they seek documents or information not in the possession, custody or control of Defendants, on the grounds that it would subject them to undue burden, oppression and expense, and impose obligations not required by the Virgin Islands Rules of Civil Procedure.

(7) Defendants have not completed either their discovery or preparation for trial of this matter. Accordingly, Defendants' responses to these Interrogatories are made without prejudice to their right to make any use of, or proffer at any hearing or at trial evidence later discovered, and are based only upon information presently available. If any additional, non-privileged, responsive information is discovered, these Interrogatories will be supplemented to the extent that supplementation may be required by the Virgin Islands Rules of Civil Procedure.

(8) Defendants object to these Interrogatories to the extent that they are compound and not a single Request. Hence, these Interrogatories should be counted as more than a single Request such that when all of the subparts are included together with other Interrogatories they exceed the 50 Interrogatories allowed in the Joint Discovery and Scheduling Plan ("JDSP").



## RESPONSES TO INTERROGATORIES

### Interrogatory 16 of 50:

Interrogatory 16 of 50 relates to Y-5: "Reimburse United for Gross Receipt Taxes," H-150 (old Claim No. 3002a) and H-160 (old Claim No. Exhibit A-H): "United Shopping Center's gross receipts taxes," H-152 (old Claim No. 3008a): "United's corporate franchise taxes and annual franchise fees," and H-153 (old Claim No. 3009a): "Partnership funds used to pay United Shopping Center's property insurance.

State with specificity why, assuming that Yusuf is correct that Hamed had agreed that the Partnership would pay the separate (non-partnership-related) United Corporation costs for such things as GRT taxes, franchise taxes and fees, property insurance, etc., -- what facts, conversations, writings, communications or other information or documents leads Yusuf to believe and assert that he continued to have Hamed's consent as to such payments after September 17, 2012, despite a lawsuit filed by Hamed seeking to stop Yusuf's involvement in the Partnership, with a claim of outright theft by Hamed, as well as Yusuf's denial of the existence of a partnership, attempted removal of the Hameds from the stores by Yusuf and letters from Hamed and his counsel stating that various of the unilateral uses of funds, payments and actions were henceforth denied and actionable?

### Response:

Defendants object to this interrogatory as vague, ambiguous, and compound such that the total number of interrogatories together with their sub parts and other discovery exceeds the maximum allowable number of interrogatories under the JDSP and violates both the spirit and the terms of the JDSP limiting the number of interrogatory questions.

Further responding, Yusuf submits that in his earlier declaration he explained that “[u]nder the business agreement between Hamed and me that I now describe as a partnership, profits would be divided 50-50 after deduction for rent owed to United, among other expenses” and that “[u]nder our agreement, I was the person responsible for making all decisions regarding when the reconciliation would take place” and that Yusuf had the discretion to determine when the reconciliation would take place. *See* August 12, 2014 Yusuf Declaration, p. 2. There is no reason for Yusuf to believe that this discretion, consistent with the manner in which the partnership operated from its inception, would not continue in the same manner until its dissolution. This belief and understanding has been further confirmed with Yusuf’s designation as the Liquidating Partner under the Final Wind Up Plan of the Plaza Extra Partnership adopted by the Court by Order dated January 7, 2015. Finally, the filing of Hamed’s lawsuit on September 17, 2012 did not enable him to continue receiving the benefits of the partnership without the burdens he agreed to from the outset.

**DUDLEY, TOPPER  
AND FEUERZEIG, LLP**

1000 Frederiksberg Gade

P.O. Box 756

St. Thomas, U.S. V.I. 00804-0756

(340) 774-4422

**Interrogatory 17 of 50:**

Interrogatory 17 of 50 relates to Claim H-7 (old Claim No. 248): "KAC357< Inc. payment of invoices from J. David Jackson, PC and H-8 (Old Claim No. 256): "David Jackson, CPA, bill owed for tax work done related to the Partnership's. 2013 taxes," as described in Hamed's November 16, 2017 Motion for a Hearing Before Special Master Exhibit 3 and the September 28, 2016 JVZ Engagement Report and Exhibits.

With regard to Claims H-7 and H-8, state in detail why these invoices for work done for the Partnership were not paid by the Partnership. If you assert these are not Partnership expenses, state in detail why that is, with reference to all applicable documents, communications and witnesses.

**Response:**

Defendants object to this Interrogatory as vague, ambiguous, and compound such that the total number of interrogatories together with their sub parts and other discovery exceeds the maximum allowable number of interrogatories under the JDSP and violates both the spirit and the terms of the JDSP limiting the number of interrogatory questions.

Defendants further object to this Interrogatory because KAC357, Inc. is not a party to this consolidated case and its "claims" are not part of the accounting claims referred to the Master for his report and recommendation.

Defendants further object to this Interrogatory on the grounds set forth in the Motion to Strike Hamed's Amended Claim Nos. H-41 through H-141 and Additional "Maybe" Claims ("Motion to Strike") seeking to strike Hamed Claim H-7. Defendants incorporate by reference their Motion to Strike as if fully set forth herein verbatim and submit that because there is a pending Motion to Strike, the requirement for a response should be stayed pending the resolution.

Defendants further object on the grounds that the responsive information cannot be readily obtained by making reasonable inquiries as these inquiries require the skilled and detailed attention and focus of John Gaffney, former Partnership accountant, to revisit his accounting and work papers. Yusuf is no longer being paid to function as the Liquidating Partner to answer questions on behalf of the Partnership and the accounting that took place during the liquidation process. Likewise, John Gaffney is no longer employed by the Partnership to function in the role as Partnership accountant. To respond to these questions, the expertise and knowledge of John Gaffney is necessary, which diverts him away from his employment with United. Rather, if Hamed seeks information from John Gaffney for questions as to the accounting efforts he undertook as the Partnership accountant, Hamed should be required to compensate John Gaffney for his time in researching and preparing those responses. Furthermore, many of these inquiries as to the Partnership accounting are duplicative of questions Gaffney has previously addressed at or near the time that the transactions took place. Reorienting now as to transactions from years ago constitutes an undue burden and causes unnecessary time and expense. If Hamed seeks to revisit these issues, Hamed should bear the cost.

Without waiving these objections, Defendants state that Yusuf did not request this work on behalf of the Partnership, no evidence has been provided that it benefited the Partnership, the invoice dated June 10, 2014 reflects that all the time spent was in a conference call with Hamed's counsel alone, and 2 hours (\$555.00 at \$250.00 per hour) reviewing a tax return prepared by John Gaffney and over an hour "Research[ing] SE Tax Issues, Compose and Transmit Information." Again, none of this work was requested by Yusuf or shared with him and none of it has been shown to have benefited the Partnership.

**Interrogatory 18 of 50:**

Interrogatory 18 of 50 relates to Claim H-15 (old Claim No. 242): NejeH Yusuf's cash withdrawals from safe," as described in Hamed's November 16, 2017 Motion for a Hearing Before Special Master, Exhibit 3 and the September 28, 2016 JVZ Engagement Report and Exhibits.

This interrogatory relates to Claim H-15. This is not a question about the practices surrounding withdrawals [sic] from the safe generally, but rather an inquiry as to the particular time period set forth in the claim. State in detail how much cash NejeH Yusuf removed from the safe, where it went and where it is now -- with reference to all applicable documents and any witnesses.

**Response:**

Defendants object to this interrogatory as vague, ambiguous, and compound such that the total number of interrogatories together with their sub parts and other discovery exceeds the maximum allowable number of interrogatories under the JDSP and violates both the spirit and the terms of the JDSP limiting the number of interrogatory questions.

Without waiving any objection, all of the detail as to the cash withdrawn by NejeH Yusuf for the period in question are set forth in Exhibit 242 (b) JVZ 00180 – 186 with the date and descriptions. Defendants refer to said document in lieu of a narrative response as same would be duplicative.

**Interrogatory 19 of 50:**

Interrogatory 19 of 50 relates to Claim No. H-17 (old Claim No. 265): "Wally Hamed's personal payment of accounting and attorneys' fees in *United States of America v. United Corp. et al.*, VI D. Ct. 2005-cr-015," as described in Hamed's November 16, 2017 Motion for a Hearing Before Special Master, Exhibit 3 and the September 28, 2016 JVZ Engagement Report and Exhibits.

With regard to Wally Hamed's personal payment of accounting and attorneys' fees in *United States of American v. United Corp., et al.*, VI D. Ct. 2—5-cr-015 (Claim No. H-17), describe why the Yusufs' accounting and attorneys' fees were paid with Partnership funds and Hameds' were not -- with reference to all applicable documents, communications and witnesses.

**Response:**

Defendants object to this interrogatory as vague, ambiguous, and compound such that the total number of interrogatories together with their sub parts and other discovery exceeds the maximum allowable number of interrogatories under the JDSP and violates both the spirit and the terms of the JDSP limiting the number of interrogatory questions.

Without waiving any objections, Defendants submit that attorneys' fees incurred by the individual defendants in the Criminal Case were allocated as between the Hamed and Yusuf families and treated as partner distributions. *See* Table 10A and 10B of the BDO Report with supporting documentation previously provided to Hamed on September 30, 2016 and October 4, 2016.

**Interrogatory 20 of 50:**

Interrogatory 20 of 50 relates to Claim No. H-22 (old Claim No. 290): "Nejeh Yusuf removed property belonging to KAC357, Inc.," as described in Hamed's November 16, 2017 Motion for a Hearing Before Special Master, Exhibit 3 and the September 28, 2016 JVZ Engagement Report and Exhibits.

This is not a general question, but rather an inquiry as to a particular time period. With respect to Claim No. H-22, state in detail exactly what property Nejeh Yusuf removed from the store as described in this claim, where it went and where it is now – with reference to all applicable documents and witnesses.

**Response:**

Defendants object to this interrogatory as vague, ambiguous, and compound such that the total number of interrogatories together with their sub parts and other discovery exceeds the maximum allowable number of interrogatories under the JDSP and violates both the spirit and the terms of the JDSP limiting the number of interrogatory questions.

Defendants further object to this Interrogatory because KAC357, Inc. is not a party to this consolidated case and its "claims" are not part of the accounting claims referred to the Master for his report and recommendation.

Without waiving any objections, no property belonging to KAC357, Inc. was removed by Nejeh Yusuf.

**Interrogatory 21 of 50:**

Interrogatory 21 of 50 relates to Claim No. H-142 (old Claim No. 490): "Half acre in Estate Tutu," as described in Hamed's November 16, 2017 Motion for a Hearing Before Special Master, Exhibit 3 and the September 28, 2016 JVZ Engagement Report and Exhibits.

With respect to Claim No. H-142, state in detail how this half acre in Estate Tutu was purchased and what funds were used, the source of those funds and any discussions or agreements about the funds or the purchase, with reference to all applicable documents, communications and witnesses.

**Response:**

Defendants object to this Interrogatory because it involves a potential claim that is barred by the Court's Memorandum Opinion and Order Re Limitation on Accounting ("Limitation Order"), which limits the scope of the accounting to only those transactions that occurred on or after September 17, 2006. Pursuant to a deed dated July 26, 2006 and recorded on August 24, 2006, this property was titled in the name of Plessen Enterprises, Inc. and was not an asset of the Partnership as of September 17, 2006. Accordingly, any claims by Hamed relating to this property are clearly barred by the Limitation Order and Defendants have no obligation to provide discovery concerning a barred claim because "the proposed discovery is not relevant to any party's claim or defense." V.I. R. Civ. P. 26(b)(2)(C)(iii).

Moreover, this claim is the subject of Defendants' Motion to Strike Hamed's Amended Claim Nos. 142 and 143 ("Motion to Strike") seeking to strike Hamed Claim 142 on the grounds that the property was titled in the name of Plessen, was not an asset of the Partnership and is barred by the Limitation Order. Defendants incorporate by reference their Motion to Strike as if



fully set forth herein verbatim and submit that because there is a pending Motion to Strike, the requirement for a response should be stayed pending the resolution.

**DUDLEY, TOPPER  
AND FEUERZEIG, LLP**

1000 Frederiksberg Gade

P.O. Box 756

St. Thomas, U.S. V.I. 00804-0756

(340) 774-4422

**Interrogatory 22 of 50:**

Interrogatory 22 of 50 relates to Claim No. H-146 (old Claim No. 3007): “imbalance in credit card points,” as described in Hamed’s November 16, 2017 Motion for a Hearing Before Special Master, Exhibit 3 and the September 28, 2016 JVZ Engagement Report and Exhibits.

With respect to H-146, state the approximate value of these credit card points, by describing: the approximate number of points in each of the years 2008-the date of the splitting of the East and West stores; the present value of that many points if negotiated on the date of these answers at the point-to-dollar value now – and show all of your calculations, sources of information and support for this approximation.

**Response:**

Defendants object to this interrogatory as vague, ambiguous, and compound such that the total number of interrogatories together with their sub parts and other discovery exceeds the maximum allowable number of interrogatories under the JDSP and violates both the spirit and the terms of the JDSP limiting the number of interrogatory questions.

Defendants further object on the grounds that the responsive information cannot be readily obtained by making reasonable inquiries as these inquiries require the skilled and detailed attention and focus of John Gaffney, former Partnership accountant, to revisit his accounting and work papers. Yusuf is no longer being paid to function as the Liquidating Partner to answer questions on behalf of the Partnership and the accounting that took place during the liquidation process. Likewise, John Gaffney is no longer employed by the Partnership to function in the role as Partnership accountant. To respond to these questions, the expertise and knowledge of John Gaffney is necessary, which diverts him away from his employment with United. Rather, if Hamed seeks information from John Gaffney for questions as to the accounting efforts he undertook as the Partnership accountant, Hamed should be required to compensate John Gaffney

for his time in researching and preparing those responses. Furthermore, many of these inquiries as to the Partnership accounting are duplicative of questions Gaffney has previously addressed at or near the time that the transactions took place. Reorienting now as to transactions from years ago constitutes an undue burden and causes unnecessary time and expense. If Hamed seeks to revisit these issues, Hamed should bear the cost.

Without waiving any objection, Defendants submit that information relating to this request was previously provided to Hamed by John Gaffney in his correspondence dated May 17, 2016 and Defendants incorporate that response as this response as if fully set forth herein verbatim.

**Interrogatory 23 of 50:**

Interrogatory 23 of 50 relates to Claim No. H-147 (old Claim No. 3010): "Vendor rebates," as described in Hamed's November 16, 2017 Motion for a Hearing Before Special Master, Exhibit 3 and the September 28, 2016 JVZ Engagement Report and Exhibits.

With respect to Claim No. H-147, for each of the years from 2008 through the date of the splitting of the East, West and STT stores, identify each rebate by vendor, state the amount of each rebate, describe the process for ensuring that rebates applied to the personal, not Partnership, credit cards were reimbursed to the Partnership, including any controls in place to ensure reimbursement to the Partnership, and describe all documents with particularity (*e.g.*, name of document, date of document, name of person or entity the document relates to ) documenting the whole rebate cycle for each rebate – from vendor, to Partnership by check, Partnership credit card or personal credit card, and, if applicable reimbursement of the rebate from the personal credit card to the Partnership.

**Response:**

Defendants object to this interrogatory as vague, ambiguous, and compound such that the total number of interrogatories together with their sub parts and other discovery exceeds the maximum allowable number of interrogatories under the JDSP and violates both the spirit and the terms of the JDSP limiting the number of interrogatory questions.

Defendants further object to this interrogatory on the grounds set forth in their Motion to Strike, which seeks to strike Hamed Claim H-147 on the basis that this is merely a question regarding a ledger entry as opposed to an actual claim. Defendants incorporate by reference their Motion to Strike as if fully set forth herein verbatim and submit that because there is a pending Motion to Strike, the requirement for a response should be stayed pending the resolution.

Defendants further object on the grounds that the responsive information cannot be readily obtained by making reasonable inquiries as these inquiries require the skilled and detailed attention and focus of John Gaffney, former Partnership accountant, to revisit his accounting and work papers. Yusuf is no longer being paid to function as the Liquidating Partner to answer questions on behalf of the Partnership and the accounting that took place during the liquidation process. Likewise, John Gaffney is no longer employed by the Partnership to function in the role as Partnership accountant. To respond to these questions, the expertise and knowledge of John Gaffney is necessary, which diverts him away from his employment with United. Rather, if Hamed seeks information from John Gaffney for questions as to the accounting efforts he undertook as the Partnership accountant, Hamed should be required to compensate John Gaffney for his time in researching and preparing those responses. Furthermore, many of these inquiries as to the Partnership accounting are duplicative of questions Gaffney has previously addressed at or near the time that the transactions took place. Reorienting now as to transactions from years ago constitutes an undue burden and causes unnecessary time and expense. If Hamed seeks to revisit these issues, Hamed should bear the cost.

**DUDLEY, TOPPER  
AND FEUERZEIG, LLP**

1000 Frederiksberg Gade

P.O. Box 756

St. Thomas, U.S. V.I. 00804-0756

(340) 774-4422

**Interrogatory 24 of 50:**

Interrogatory 24 of 50 relates to Claim No. H-154 (old Claim No. 346a): "Attorney and accounting fees paid by the Partnership for the criminal case," as described in Hamed's November 16, 2017 Motion for a Hearing Before Special Master, Exhibit 3 and the September 28, 2016 JVZ Engagement Report and Exhibits.

With respect to Claim No. H-154, describe in detail, with specifics as to who proposed the acts, when and how the Partnership's plan to remove, hide from taxing authorities and then launder income from the stores, came about – and Yusuf's best approximation of the amounts removed and where they went As part of the explanation describe who was "in charge" of the decision – making and finances for the stores at that time and how the decision-making for the money-laundering scheme differed from the normal management. Also, state specifically, in detail, whether Fathi Yusuf thought up, directed and managed that money-laundering scheme, and if not, why not and who did – with reference to Mohammad Hamed's role. Be specific as to dates, locations, times, events and, most importantly, amounts removed and laundered.

**Response:**

Defendants object to this interrogatory as vague, ambiguous, and compound such that the total number of interrogatories together with their sub parts and other discovery exceeds the maximum allowable number of interrogatories under the JDSP and violates both the spirit and the terms of the JDSP limiting the number of interrogatory questions.

Defendants further object to this Interrogatory because it seeks information concerning transactions barred by the Limitation Order.

**Interrogatory 25 of 50:**

Interrogatory 25 of 50 relates to Claim No. H-163 (old Claim No. Exhibit A-M): "Loss of assets due to wrongful dissolution- attorney's fees," as described in Hamed's November 16, 2017 Motion for a Hearing Before Special Master, Exhibit 3 and the September 28, 2016 JVZ Engagement Report and Exhibits.

With respect to Claim No. H-163, (1) State in detail the factual basis that Yusuf had in September through March of 2012-2013 for asserting that there was no Hamed-Yusuf Partnership as to the 3 Plaza Extra Stores, that he had the right to call the police to have the Hameds removed from the stores and had the right to cut Hamed off from partnership accounts. Identify any supporting documents as to this. (2) Describe in detail **why**, even if Yusuf had the beliefs set forth in his response to the foregoing, if he eventually admitted the existence of the Partnership for the purpose of this action, such actions did not constitute a breach of the Partnership agreement.

**Response:**

Defendants object to this interrogatory as vague, ambiguous, and compound such that the total number of interrogatories together with their sub parts and other discovery exceeds the maximum allowable number of interrogatories under the JDSP and violates both the spirit and the terms of the JDSP limiting the number of interrogatory questions.

**Interrogatory 26 of 50:**

Interrogatory 26 of 50 relates to Claim No. H-164: "Inventory adjusted downward by \$1,660,000 due to unrecorded inventory transfers to other stores," as described in Hamed's November 16, 2017 Motion for a Hearing Before Special Master, Exhibit 3.

With respect to Claim No. H-164, describe all transactions in detail that relate to the inventory adjusted downward by \$1,660,000 due to unrecorded inventory transfers to other stores, with references, for each such transaction, to all related and underlying documents.

**Response:**

Defendants object to this interrogatory as vague, ambiguous, and compound such that the total number of interrogatories together with their sub parts and other discovery exceeds the maximum allowable number of interrogatories under the JDSP and violates both the spirit and the terms of the JDSP limiting the number of interrogatory questions.

Defendants further object because all information as to the accounting performed by Mr. Gaffney during his employment as the accountant for the Partnership has been provided by John Gaffney in various forms including the submissions accompanying the numerous bi-monthly reports as well as the additional information and explanations provided by Gaffney directly to counsel and accountants for Hamed. This question relates to an accounting allocation made by the accountant to the Partnership under the supervision of the Master. Yusuf, as a partner, is without sufficient knowledge to respond to this inquiry as the information is not within his care, custody or control. Yusuf has made reasonable inquiry into this Interrogatory and the information he knows or can readily obtain is insufficient to enable him to respond to same.

Defendants further object on the grounds that the responsive information cannot be readily obtained by making reasonable inquiries as these inquiries require the skilled and detailed



attention and focus of John Gaffney, former Partnership accountant, to revisit his accounting and work papers. Yusuf is no longer being paid to function as the Liquidating Partner to answer questions on behalf of the Partnership and the accounting that took place during the liquidation process. Likewise, John Gaffney is no longer employed by the Partnership to function in the role as Partnership accountant. To respond to these questions, the expertise and knowledge of John Gaffney is necessary, which diverts him away from his employment with United. Rather, if Hamed seeks information from John Gaffney for questions as to the accounting efforts he undertook as the Partnership accountant, Hamed should be required to compensate John Gaffney for his time in researching and preparing those responses. Furthermore, many of these inquiries as to the Partnership accounting are duplicative of questions Gaffney has previously addressed at or near the time that the transactions took place. Reorienting now as to transactions from years ago constitutes an undue burden and causes unnecessary time and expense. If Hamed seeks to revisit these issues, Hamed should bear the cost.

**DUDLEY, TOPPER  
AND FEUERZEIG, LLP**

1000 Frederiksberg Gade

P.O. Box 756

St. Thomas, U.S. V.I. 00804-0756

(340) 774-4422

**Interrogatory 27 of 50:**

Interrogatory 27 of 50 relates to Claim No. H-165: "Debts totaling \$176,267.97, which must be paid prior to any distribution of the remaining Partnership Assets to the Partners," as of September 30, 2016, as described in Hamed's November 16, 2017 Motion for a Hearing Before Special Master, Exhibit 3.

With respect to H-165, described in detail, with reference to all related and underlying documents, each of the "debts totaling \$176,267.97, which must be paid prior to any distribution of the remaining Partnership Assets to the Partners,"

**Response:**

Defendants object to this interrogatory as vague, ambiguous, and compound such that the total number of interrogatories together with their sub parts and other discovery exceeds the maximum allowable number of interrogatories under the JDSP and violates both the spirit and the terms of the JDSP limiting the number of interrogatory questions.

Defendants further object because all information as to the accounting performed by Mr. Gaffney during his employment as the accountant for the Partnership has been provided by John Gaffney in various forms including the submissions accompanying the numerous bi-monthly reports as well as the additional information and explanations provided by Gaffney directly to counsel and accountants for Hamed. This question relates to an accounting allocation made by the accountant to the Partnership under the supervision of the Master. Yusuf, as a partner, is without sufficient knowledge to respond to this inquiry as the information is not within his care, custody or control. Yusuf has made reasonable inquiry into this Interrogatory and the information he knows or can readily obtain is insufficient to enable him to respond to same.

Defendants further object on the grounds that the responsive information cannot be readily obtained by making reasonable inquiries as these inquiries require the skilled and detailed attention and focus of John Gaffney, former Partnership accountant, to revisit his accounting and work papers. Yusuf is no longer being paid to function as the Liquidating Partner to answer questions on behalf of the Partnership and the accounting that took place during the liquidation process. Likewise, John Gaffney is no longer employed by the Partnership to function in the role as Partnership accountant. To respond to these questions, the expertise and knowledge of John Gaffney is necessary, which diverts him away from his employment with United. Rather, if Hamed seeks information from John Gaffney for questions as to the accounting efforts he undertook as the Partnership accountant, Hamed should be required to compensate John Gaffney for his time in researching and preparing those responses. Furthermore, many of these inquiries as to the Partnership accounting are duplicative of questions Gaffney has previously addressed at or near the time that the transactions took place. Reorienting now as to transactions from years ago constitutes an undue burden and causes unnecessary time and expense. If Hamed seeks to revisit these issues, Hamed should bear the cost.

Without waiving any objections, Defendants state that this information was previously provided in the exhibits to Yusuf's Accounting Claims as well as the Amended Claims. The supporting documentation for same has been provided in the numerous bi-monthly reports or the accompanying financial information prepared by John Gaffney. Defendants incorporate same in lieu of a narrative response.

**DUDLEY, TOPPER  
AND FEUERZEIG, LLP**

1000 Frederiksberg Gade

P.O. Box 756

St. Thomas, U.S. V.I. 00804-0756

(340) 774-4422

**Interrogatory 28 of 50:**

Describe in detail any criminal charges, convictions, plea agreements, or other criminal actions as to Fathi Yusuf for any entity which he controlled other than United Corporation. For each such event describe in detail, the dates involved, the police or other authority involved, the full description of the charges, the full description of the proceedings, the outcome, any restrictions imposed on Fathi Yusuf during or after – with a description of all relevant document and witnesses.

**Response:**

Defendants object to this interrogatory as vague, ambiguous, and compound such that the total number of interrogatories together with their sub parts and other discovery exceeds the maximum allowable number of interrogatories under the JDSP and violates both the spirit and the terms of the JDSP limiting the number of interrogatory questions.

Defendants further object to this Interrogatory on the grounds that “the proposed discovery is not relevant to any party’s claim or defense.” V.I. R. Civ. P. 26(b)(2)(C)(iii). The issues to be resolved in this case relate to the dissolution of the Partnership and the associated accounting as to historical withdrawals. Various family members of the Hamed and Yusuf families were defendants in certain criminal cases involving this case of which all parties are well aware. There are no issues currently pending to which this question would be even remotely relevant.

**DUDLEY, TOPPER AND FEUERZEIG, LLP**

DATED: May 15<sup>th</sup>, 2018

By: 

**CHARLOTTE K. PERRELL**

(V.I. Bar #1281)

Law House

1000 Frederiksberg Gade - P.O. Box 756

St. Thomas, VI 00804-0756

Telephone: (340) 715-4422

Facsimile: (340) 715-4400

E-Mail: [cperrell@dtflaw.com](mailto:cperrell@dtflaw.com)

*Attorneys for Fathi Yusuf and United  
Corporation*

**CERTIFICATE OF SERVICE**

It is hereby certified that on this 15<sup>th</sup> day of May, 2018, I caused the foregoing a true and exact copy of the foregoing **RESPONSE TO HAMED'S FOURTH INTERROGATORIES PER THE CLAIMS DISCOVERY PLAN OF 1/29/2018, NOS. 16-28** to be served upon the following via Case Anywhere docketing system:

Joel H. Holt, Esq.  
**LAW OFFICES OF JOEL H. HOLT**  
2132 Company, V.I. 00820  
Email: [joelholtpc@gmail.com](mailto:joelholtpc@gmail.com)

Carl Hartmann, III, Esq.  
5000 Estate Coakley Bay, #L-6  
Christiansted, VI 00820  
Email: [carl@carlhartmann.com](mailto:carl@carlhartmann.com)

Mark W. Eckard, Esq.  
**HAMM & ECKARD, LLP**  
5030 Anchor Way – Suite 13  
Christiansted, St. Croix  
U.S. Virgin Islands 00820-4692  
E-Mail: [mark@markeckard.com](mailto:mark@markeckard.com)

Jeffrey B.C. Moorhead, Esq.  
C.R.T. Building  
1132 King Street  
Christiansted, St. Croix  
U.S. Virgin Islands 00820  
E-Mail: [jeffreymlaw@yahoo.com](mailto:jeffreymlaw@yahoo.com)

**DUDLEY, TOPPER  
AND FEUERZEIG, LLP**  
1000 Frederiksberg Gade  
P.O. Box 756  
St Thomas, U.S. V.I. 00804-0756  
(340) 774-4422



# **Exhibit B**

**IN THE SUPERIOR COURT OF THE VIRGIN ISLANDS  
DIVISION OF ST. CROIX**

**WALEED HAMED**, as Executor of the )  
Estate of **MOHAMMAD HAMED**, )

Plaintiff/Counterclaim Defendant, )

v. )

**FATHI YUSUF** and **UNITED CORPORATION**, )

Defendants/Counterclaimants, )

v. )

**WALEED HAMED**, **WAHEED HAMED**, )  
**MUFEEED HAMED**, **HISHAM HAMED**, and )  
**PLESSEN ENTERPRISES, INC.**, )

Additional Counterclaim Defendants. )

**WALEED HAMED**, as Executor of the )  
Estate of **MOHAMMAD HAMED**, )

Plaintiff, )

v. )

**UNITED CORPORATION**, )

Defendant. )

**WALEED HAMED**, as Executor of the )  
Estate of **MOHAMMAD HAMED**, )

Plaintiff, )

v. )

**FATHI YUSUF**, )

Defendant. )

**CIVIL NO. SX-12-CV-370**

**ACTION FOR INJUNCTIVE  
RELIEF, DECLARATORY  
JUDGMENT, AND  
PARTNERSHIP DISSOLUTION,  
WIND UP, AND ACCOUNTING**

**Consolidated With**

**CIVIL NO. SX-14-CV-287**

**ACTION FOR DAMAGES AND  
DECLARATORY JUDGMENT**

**CIVIL NO. SX-14-CV-278**

**ACTION FOR DEBT AND  
CONVERSION**

**MOTION TO STRIKE HAMED’S AMENDED CLAIM NOS. 142 AND 143**

Defendants/counterclaimants Fathi Yusuf (“Yusuf”) and United Corporation (“United”) (collectively, the “Defendants”), respectfully move the Master to strike Hamed’s Amended Claim Nos. 142 and 143 for the reasons set forth below.

**DUDLEY, TOPPER  
AND FEUERZEIG, LLP**

1000 Frederiksberg Gade

P.O. Box 756

St. Thomas, U.S. V.I. 00804-0756

(340) 774-4422

**Hamed's Amended Claim No. 142 (Original Claim No. 490)**

Hamed's description of this \$500,000 claim is remarkably terse. In his "Revised Notice of Partnership Claims and Objections to Yusuf's Post-January 1, 2012 Accounting" filed on October 17, 2016 (the "Original Claim") the most detailed description is set forth in the September 28, 2016 Engagement Report prepared by Jackson Vizcaino Zomerfeld, LLP ("JVZ") attached at Exhibit B-2 at page 128 (Bates No. JVZ-000133) as follows:

**Item 490 – Half acre in Estate Tutu**

*Summary Description of Issue Identified*

Partnership funds were used to purchase a half (1/2) acre parcel of land on Estate Tutu on St. Thomas (adjacent to a larger parcel jointly owned by Plessen Enterprises, Inc.).

Hamed's description of this claim in his "Submission Of Suggestions As To The Further Handling Of The Remaining Claims Per The Master's Directions of August 24, 2017" filed on October 30, 2017 (the "Revised Claims") and his "Motion For A Hearing Before Special Master" filed on November 16, 2017 (the "Motion for Hearing") is even more terse. *See* Exhibit A to the Revised Claims at page 12 of 14 and Exhibit 3 to the Motion for Hearing at page 12 of 14.

At page 5 and 6 of the Liquidating Partner's Eighth Bi-Monthly Report filed on May 30, 2016, Yusuf described this purported claim in far greater detail. *See* Liquidating Partner's Eighth Bi-Monthly Report attached as **Exhibit 1** at page 5-6. For the Master's convenience, Defendants also provide a copy of the Warranty Deed to Plessen Enterprises, Inc. ("Plessen") dated July 26, 2006 and recorded on August 24, 2006 attached as **Exhibit 2**, a copy of the Mortgage dated August 24, 2006 from Plessen to United in the amount of \$330,000 attached as **Exhibit 3<sup>1</sup>**, and a copy of

---

<sup>1</sup> Note that this Mortgage was signed by Waleed Hamed, the current plaintiff in these consolidated cases, on behalf of Plessen.



the Deed In Lieu Of Foreclosure dated October 23, 2008 and recorded on March 24, 2009 from Plessen to United attached as **Exhibit 4.**<sup>2</sup>

**Hamed Amended Claim No. 143 (Original Claim No. 491)**

Again, the most detailed description of this \$5,000,000 claim is set forth in the JVZ report attached as Exhibit B-2 to the Original Claim at page 129 (Bates Nos. JVZ-000134) as follows:

**Item 491 – Plaza Extra East Land**

*Summary Description of Issue Identified:*

Partnership funds were used to purchase land for Plaza Extra East store.

Hamed’s description of this claim in his Revised Claims and Motion for Hearing are even less enlightening. *See* Exhibit A to the Revised Claims at page 12 of 14 and Exhibit 3 to the Motion for Hearing at page 12 of 14.

**ARGUMENT**

As the Master is well aware, on July 24, 2017, the Court entered a Memorandum Opinion and Order Re Limitations on Accounting (the “Limitation Order”), which provided that the accounting in this matter “shall be limited in scope to consider only those claimed credits and charges to partner accounts, within the meaning of 26 V.I.C. § 71(a), based on transactions that occurred on or after September 17, 2006.”

Whether Partnership funds were used to purchase Parcel 2-4 Rem. Estate Charlotte Amalie is completely irrelevant since the Partners obviously chose to take title to that property in the name of Plessen pursuant to a deed dated July 26, 2006 and recorded on August 24, 2006. From that date forward until Plessen conveyed the property to United pursuant to the Deed In Lieu Of Foreclosure signed by Mohammad Hamed, the property was an asset of Plessen, not the Partnership. In any

---

<sup>2</sup> Note that this Deed In Lieu Of Foreclosure was signed by Mohammad Hamed, the original plaintiff in these consolidated cases, on behalf of Plessen.

event, the transaction involving the acquisition of this property occurred before September 17, 2006 and is therefore clearly barred by the Limitation Order.

With respect to the Plot 4-H, Estate Sion, it is undisputed that United has been the record owner of this property since October 6, 1992. *See* Warranty Deed dated and recorded October 6, 1992 attached as **Exhibit 5**. Hamed has weakly argued that “Judge Brady specifically held that this claim was not being resolved by the Wind-Up Order[.]” *See* Hamed’s Response to Yusuf’s Bench Memo at page 4.

Judge Brady’s January 7, 2015 “Order Adopting Final Wind Up Plan” provided as follows:

For purposes of winding up the Partnership, Plot 4-H Estate Sion Farm shall not be considered partnership property and is not subject to division under this plan, but without prejudice to any accounting claim that may be presented by Hamed.

Hamed completely ignores the fact that two and half years later, Judge Brady entered the Limitation Order providing that the accounting in this matter “shall be limited in scope to consider only those claimed credits and charges to partner accounts, within the meaning of 26 V.I.C. § 71(a), based on transactions that occurred on or after September 17, 2006.” Clearly, the transaction involving Plot 4-H occurred almost fourteen years before the cut off period established by the Limitation Order and is therefore barred by that Order.

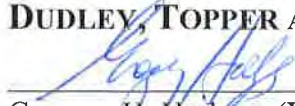
For all the foregoing reasons, Defendants respectfully request the Master to strike Hamed’s Amended Claim Nos. 142 and 143 and to provide them with such further relief as is just and proper under the circumstances.

Respectfully submitted,

**DUDLEY, TOPPER AND FEUERZEIG, LLP**

**DATED:** February 26, 2018

By:

  
Gregory H. Hodges (V.I. Bar No. 174)  
Stefan B. Herpel (V.I. Bar No. 1019)  
Charlotte K. Perrell (V.I. Bar No. 1281)  
1000 Frederiksberg Gade - P.O. Box 756  
St. Thomas, VI 00804  
Telephone: (340) 715-4405  
Fax: (340) 715-4400  
E-Mail: [ghodges@dtflaw.com](mailto:ghodges@dtflaw.com)  
[sherpel@dtflaw.com](mailto:sherpel@dtflaw.com)  
[cperrell@dtflaw.com](mailto:cperrell@dtflaw.com)

Attorneys for Fathi Yusuf and United Corporation

**CERTIFICATE OF SERVICE**

I hereby certify that on this 26<sup>th</sup> day of February, 2018, I caused the foregoing **Motion To Strike Hamed's Amended Claim Nos. 142 And 143**, which complies with the page or word limitation set forth in Rule 6-1(e), to be served upon the following via the Case Anywhere docketing system:

Joel H. Holt, Esq.  
**LAW OFFICES OF JOEL H. HOLT**  
Quinn House - Suite 2  
2132 Company Street  
Christiansted, St. Croix  
U.S. Virgin Islands 00820  
E-Mail: [holtvi.plaza@gmail.com](mailto:holtvi.plaza@gmail.com)

Carl J. Hartmann, III, Esq.  
5000 Estate Coakley Bay – Unit L-6  
Christiansted, St. Croix  
U.S. Virgin Islands 00820  
E-Mail: [carl@carlhartmann.com](mailto:carl@carlhartmann.com)

Mark W. Eckard, Esq.  
**ECKARD, P.C.**  
P.O. Box 24849  
Christiansted, St. Croix  
U.S. Virgin Islands 00824  
E-Mail: [mark@markeckard.com](mailto:mark@markeckard.com)

Jeffrey B.C. Moorhead, Esq.  
**JEFFREY B.C. MOORHEAD, P.C.**  
C.R.T. Brow Building – Suite 3  
1132 King Street  
Christiansted, St. Croix  
U.S. Virgin Islands 00820  
E-Mail: [jeffreymlaw@yahoo.com](mailto:jeffreymlaw@yahoo.com)

The Honorable Edgar D. Ross  
E-Mail: [edgarrossjudge@hotmail.com](mailto:edgarrossjudge@hotmail.com)

**DUDLEY, TOPPER  
AND FEUERZEIG, LLP**

1000 Frederiksberg Gade  
P.O. Box 756

St. Thomas, U.S. V.I. 00804-0756  
(340) 774-4422

*Waleed Hamed v. Fathi Yusuf, et al.*

Civil No. SX-12-CV-370

Page 6

and via U.S. Mail to:

The Honorable Edgar D. Ross  
Special Master  
P.O. Box 519  
Kingshill, VI 00851

Alice Kuo  
5000 Estate Southgate  
Christiansted, VI 00820



R:\DOCS\6254\1\DRFTPLDGM17P8835.DOCX

**DUDLEY, TOPPER  
AND FEUERZEIG, LLP**

1000 Frederiksberg Gade

P.O. Box 756

St. Thomas, U.S. V.I. 00804-0756

(340) 774-4422

**IN THE SUPERIOR COURT OF THE VIRGIN ISLANDS  
DIVISION OF ST. CROIX**

**WALEED HAMED**, as Executor of the )  
Estate of MOHAMMAD HAMED, )  
 )  
Plaintiff/Counterclaim Defendant, )

**CIVIL NO. SX-12-CV-370**

v. )

**FATHI YUSUF and UNITED CORPORATION**, )

**ACTION FOR INJUNCTIVE  
RELIEF, DECLARATORY  
JUDGMENT, AND  
PARTNERSHIP DISSOLUTION,  
WIND UP, AND ACCOUNTING**

Defendants/Counterclaimants, )

v. )

**WALEED HAMED, WAHEED HAMED,  
MUFEEED HAMED, HISHAM HAMED, and  
PLESSEN ENTERPRISES, INC.**, )

Additional Counterclaim Defendants. )

**Consolidated With**

**WALEED HAMED**, as Executor of the )  
Estate of MOHAMMAD HAMED, )

**CIVIL NO. SX-14-CV-287**

Plaintiff, )

v. )

**ACTION FOR DAMAGES AND  
DECLARATORY JUDGMENT**

**UNITED CORPORATION**, )

Defendant. )

**WALEED HAMED**, as Executor of the )  
Estate of MOHAMMAD HAMED, )

**CIVIL NO. SX-14-CV-278**

Plaintiff, )

v. )

**ACTION FOR DEBT AND  
CONVERSION**

**FATHI YUSUF**, )

Defendant. )

**ORDER STRIKING HAMED AMENDED CLAIM NOS. 142 AND 43**

Upon the motion of the Defendants to strike Hamed's Amended Claim Nos. 142 and 143, and for good cause shown, it is accordingly,

**ORDERED** that Hamed's Amended Claim Nos. 142 and 143 shall be stricken.

Hamed v. Yusuf, et al.  
Civil No. SX-12-CV-370  
Page 2

DATED: February \_\_\_\_\_, 2018

---

Honorable Edgar D. Ross  
Master

ATTEST:

Estrella George  
Clerk of the Court

By: \_\_\_\_\_  
Deputy Clerk

cc: Mark W. Eckard, Esq.  
Carl H. Hartmann, III, Esq.  
Gregory H. Hodges, Esq.  
Joel H. Holt, Esq.  
Jeffrey B.C. Moorhead, Esq.

R:\DOCS\6254\1\DRFTPLDG\17P8946.DOC

# **EXHIBIT 1**





1875

Hamed v. Yusuf, et al.  
Civil No. SX-12-CV-370  
Page 2

Liquidating Partner has provided the Master and Hamed with copies of bank statements, ledgers, and reconciliations reflecting the inflows/outflows concerning these accounts from inception through April 30, 2016. Copies of the bank statements, ledgers, and a final reconciliation reflecting the inflows/outflows of the other bank accounts used jointly by the Partners in the operation of the three stores from May 1, 2015 through August 31, 2015 have previously been provided to the Master and Hamed.<sup>2</sup>

On March 5, 2015, the Master issued his "Master's Order Regarding Transfer of Ownership of Plaza Extra West." On March 6, 2015, the Master issued his "Master's Order Regarding Transfer of Ownership of Plaza Extra East." An accounting reconciling the difference in the inventory and equipment values involved in the transfer of Plaza Extra East and Plaza Extra West has occurred resulting in the payment of \$1,211,267.01 to Yusuf in July 2015.

The closed auction for Plaza Extra Tutu Park took place on April 30, 2015, pursuant to the Master's Order dated April 28, 2015. On April 30, 2015, the Master issued his "Master's Order Regarding Transfer Of Ownership Of Plaza Extra Tutu Park" (the "April 30 Master's Order"), pursuant to which that store was transferred to Hamed's designee, KAC357, Inc., for

DUDLEY, TOPPER  
AND FEUERZEIG, LLP

1000 Frederiksberg Gate

P.O. Box 758

St. Thomas, U.S. V.I. 00804-0758

(340) 774-4422

<sup>2</sup> These accounts used by all three stores remained open as an operational necessity with the consent of the Partners and the Master. Since these accounts were joint signatory accounts signed by representatives of both Partners, Hamed had uninterrupted, unfettered access to monitor these accounts. All checks drawn on these accounts have been signed by a representative of both Partners. All of these accounts, except one account at Scotiabank, were closed effective July 10, 2015 with all of the funds from those accounts transferred to the CRA. The one account was left open with a balance of \$1,000 for a few additional days because of pending document requests related to the 2014 Department of Justice review and Scotiabank needed an account to charge. After deducting fees, the \$895 balance in the account was transferred to the CRA.

the price of \$4,050,000 plus \$220,000 in fees attributable to the Tutu Park Litigation (collectively, the "Tutu Park Purchase Price"), which has been paid.<sup>3</sup>

Pursuant to the express provisions of the Wind Up Order (p.5), § 8(2) of the Plan, and the April 30 Master's Order (p.2), Hamed was obligated to obtain releases of the Partnership and Yusuf from any further leasehold obligations to Tutu Park, Ltd. when he assumed sole ownership and control of the Tutu Park store premises as of May 1, 2015. Despite repeated demands, Hamed has failed to provide the required releases that are a precondition to the valid transfer of the Tutu Park store. In the absence of the delivery of such releases, the Tutu Park store will require the further attention of the Liquidating Partner and the Court for separation. Given the passage of more than thirteen (13) months since the releases should have been delivered, the Liquidating Partner is requesting the Court's immediate intervention regarding Hamed's failure to provide the required releases.<sup>4</sup> The significant problems created by Hamed's failure to obtain the required releases has been reported by the Liquidating Partner beginning with his fourth bi-monthly report and in each of his succeeding reports. Although Hamed has filed multiple objections to the bi-monthly reports, he has never disputed his obligation to obtain the releases or his failure to do so. Although the Tutu Park Litigation was initially stayed after the auction of the Tutu Park store to provide Hamed an opportunity to negotiate a new lease with Tutu Park, Ltd. and obtain the required releases, after approximately

<sup>3</sup> Because the Tutu Park Purchase Price was paid to Yusuf using Partnership funds, Yusuf was in fact paid an equal amount from the CRA representing a matching distribution to him of the funds used by Hamed to purchase Plaza Extra Tutu Park.

<sup>4</sup> In the absence of such releases, at a minimum, Yusuf submits that a reserve must be created for all rent, percentage rent, and real property taxes that may accrue during the remaining term of the lease with Tutu Park, Ltd. (30 months), plus any matching payment that would be due to Yusuf if Partnership funds are used to pay these obligations.

a year of fruitless negotiations, that stay has now been lifted and the Tutu Park Litigation has been set for trial. *See* Order dated February 19, 2016, attached as Exhibit 1, and Third Amended Scheduling Order dated April 18, 2016, attached as Exhibit 2. Originally, Hamed was not a party to the Tutu Park Litigation and United was the sole plaintiff and counterclaim defendant. As reflected in the Scheduling Order attached as Exhibit 2, sometime after the Tutu Park store auction, Hamed and KAC357, Inc. were substituted as plaintiffs in one of the cases comprising the Tutu Park Litigation. Since the transfer of the Tutu Park store and Tutu Park Litigation was expressly conditioned upon the delivery of the required releases to United and Yusuf, Hamed and his counsel cannot be allowed to control that litigation unless they immediately produce the releases that should have been provided more than one year ago. Accordingly, the issue involving Hamed's failure to provide the releases has now become critical requiring this Court's immediate attention.

The Liquidating Partner is also working to resolve issues involving recent claims presented by Tutu Park, Ltd. concerning property taxes for the years 2012, 2013, and 2014 and percentage rents claimed due for the period November 1, 2014 through October 31, 2015. The Liquidating Partner authorized the payment of the entire, allocable taxes for 2012 and 2013 in the amount of \$79,009.87 and for 2014 taxes in the amount of \$43,069.36. Checks for those amounts have been delivered to Tutu Park, Ltd. The property taxes for 2015 have not yet been billed, but reserves will be set aside to pay these taxes (estimated to be \$14,356.44 based on

4/12 x \$43,069.36)<sup>5</sup>, disputed federal unemployment (Form 940) taxes (approximately \$732,000)<sup>6</sup>, and contemplated accounting fees (approximately \$30,000).

The Liquidating Partner's sixth bi-monthly report incorrectly stated (at p. 4) that Tutu Park, Ltd.'s claim for percentage rents in the amount of \$41,462.28 had been rejected when, in fact, that claim was paid on December 17, 2015 via CRA check no. 278 and a matching check was issued to Yusuf via CRA check no. 279. Copies of these checks were provided to Hamed and the Master with the submission of the sixth bi-monthly report.

To date, no Partnership Assets requiring liquidation beyond those described above have been identified by or to the Liquidating Partner.<sup>7</sup> Hamed has inquired about the disposition of ½ acre of unimproved land located on St. Thomas that is allegedly owned by the Partnership and more particularly described as Parcel No. 2-4 Rem. Estate Charlotte Amalie, No. 3 New Quarter, St. Thomas, as shown on OLG Map. No. D9-7044-T002 (the "Land"). Yusuf submits that the Land has been erroneously carried on the balance sheet of the Partnership, because the record owner of the Land, pursuant to a Warranty Deed dated July 26, 2006 and recorded August 24, 2006, was Plessen Enterprises, Inc. ("Plessen"), a corporation jointly owned by the Hamed and Yusuf families. The Land was encumbered by a mortgage dated August 24, 2006

<sup>5</sup> If the Liquidating Partner determines that the Partnership is responsible to Tutu Park, Ltd. for additional rent in the form of taxes or otherwise, the Partnership would be obligated to pay United comparable amounts since the rent for the Plaza Extra East store was pegged to the rent for the Tutu Park store, as recognized in this Court's Memorandum Opinion and Order entered on April 27, 2015. For example, when \$79,009.87 and \$43,069.36 in real property taxes were paid to Tutu Park, Ltd., the Liquidating Partner and the Master authorized matching payments of \$89,442.92 and \$46,990.48 to United based on this formula. Accordingly, in addition to creating a \$14,356.44 reserve for the 2015 pro-rated real property taxes, a reserve for the matching payment to United should be created in the amount of \$9,812.14.

<sup>6</sup> The Liquidating Partner does not believe that any such taxes are actually due and owing.

<sup>7</sup> With the permission of the Master, a 2005 Toyota Camry owned by the Partnership and used primarily by Nejeah Yusuf in connection with his co-management of Plaza Extra Tutu Park was purchased by United on May 1, 2015 for the sum of \$5,000.

from Plessen to United in the face amount of \$330,000. Pursuant to a Deed In Lieu Of Foreclosure dated October 23, 2008 and recorded on March 24, 2009, Plessen conveyed the Land to United. Pursuant to a Release Of Mortgage dated October 23, 2008 and recorded on March 24, 2009, United released its mortgage covering the Land.<sup>8</sup> Copies of the Deed In Lieu Of Foreclosure and Release Of Mortgage have been provided to the Master and Hamed. Accordingly, the Liquidating Partner does not intend to pursue liquidation of the Land or the mortgage since the Partnership has no continuing interest in either.<sup>9</sup>

Hamed has claimed that the Liquidating Partner has “fail[ed] to identify a significant partnership asset, a Merrill-Lynch account that has in excess of \$300,000 in it, all of which came from Plaza Extra funds.” *See, e.g.*, Motion To Remove The Liquidating Partner filed by Hamed on January 29, 2016 at p. 6.<sup>10</sup> At page 3 of Yusuf’s September 3, 2015 Response to the Objection, Yusuf states:

At no time has Hamed provided the Liquidating Partner with any information establishing that a Merrill Lynch account in the name of a third party actually represents Partnership Assets. Hamed certainly does not explain why he only raised the prospect of such account 18 days after the filing of the third bi-monthly report. (footnote omitted).

<sup>8</sup> The fourth bi-monthly report contained dated information. After that report was filed, counsel for the Liquidating Partner learned of the subsequent conveyance of the Land to United.

<sup>9</sup> On August 18, 2015, Hamed filed a “Notice of Objection to Liquidating Partners’ Bi-Monthly Reports” (the “Objection”), which raised the issue of the Land, among other issues, but acknowledged that these issues would be addressed in the “claims portion” of the liquidation process. On September 3, 2015, Yusuf filed his Response to the Objection. On February 8, 2016, Hamed filed his “Notice of Objection to Liquidating Partner’s Sixth Bi-Monthly Report,” to which Yusuf replied on February 24, 2016.

<sup>10</sup> Yusuf filed his Opposition to that motion on February 17, 2016.

To date, the Liquidating Partner has been provided with no information whatsoever that even suggests the unidentified Merrill Lynch account was funded with Partnership money, contains any Partnership funds, or otherwise constitutes Partnership Assets.

An updated balance sheet was provided to counsel and the Master on February 6, 2015, as required by § 9, Step 4 of the Plan. Combined balance sheets and income statements for the Partnership as of April 30, 2016 and supporting general ledger, cash reconciliation, accounts receivable aging, and accounts payable aging information (collectively, the "Financial Information") have been provided to the Master and Hamed with this report. John Gaffney, an accountant who has been engaged on behalf of and paid by the Partnership, has compiled the Financial Information, which the Liquidating Partner believes is generally reliable and historically accurate.<sup>11</sup>

The pending litigation identified in Exhibit C to the Plan was updated by the more detailed list attached as Exhibit C-1 to the first bi-monthly report. The Liquidating Partner is attempting to establish appropriate reserves for all pending litigation<sup>12</sup> and any future litigation that may be filed within the two year statute of limitations period for personal injuries allegedly occurring prior to the transfer of the Plaza Extra Stores. Such reserves will be established out of the funds in the CRA.

On March 17, 2016, Yusuf, as Liquidating Partner, filed motions to consolidate three cases pending in the Superior Court, namely, *United Corporation v. Waheed Hamed*, Civ. No.

---

<sup>11</sup> The submission of the Financial Information by the Liquidating Partner is not intended to impair or otherwise affect the right of either Partner to submit his proposed accounting and distribution plan contemplated by § 9, Step 6, of the Plan.

<sup>12</sup> An updated, more detailed list of pending litigation (Exhibit C-2) was previously provided to the Master and counsel for Hamed.

Hamed v. Yusuf, et al.  
Civil No. SX-12-CV-370  
Page 8

ST-13-CV-0000101, *United Corporation v. Waleed Hamed*, Civ. No. SX-13-CV-000003, and *United Corporation v. Wadda Charriez*, Civ. No. SX-13-CV-0000152, with this case since the claims asserted in these three cases “may be treated as claims for resolution in the liquidating process of the Partnership pursuant to the Plan adopted” in this case. For similar reasons, on March 21, 2016, the parties filed a stipulation to consolidate two cases pending in the Superior Court with this case, namely, *Hamed v. Yusuf*, Civ. No. SX-2014-CV-278, and *Hamed v. United Corporation*, Civ. No. SX-2014-CV-287.<sup>13</sup>

Section 9, Step 2, of the Plan requires the Liquidating Partner to “submit to Hamed and the Master each month a reconciliation of actual expenditures against the projected expenses set forth in Exhibit A. Unless the Partners agree or the Master orders otherwise, the Liquidating Partner shall not exceed the funds deposited in the Liquidated Expense Account.” That reconciliation was provided to the Master and Hamed with the third bi-monthly report. It reflected that the actual expenditures incurred through June 30, 2015 in winding up the Partnership and liquidating its assets were approximately \$4 million less than the projected expenses reflected in Exhibit A to the Plan. An updated reconciliation through August 31, 2015 was provided to the Master and Hamed with the filing of the fourth bi-monthly report reflecting a similar difference. An updated comparison through October 31, 2015 was provided to the Master and Hamed with the filing of fifth bi-monthly report. An updated comparison through December 31, 2015 was provided to the Master and Hamed with the filing of the sixth report, an updated comparison through February 29, 2016 was provided with the filing of the

DUDLEY, TOPPER  
AND FEUERZEIG, LLP  
1000 Frederiksborg Gade  
P.O. Box 756  
St. Thomas, U.S. V.I. 00804-0756  
(340) 774-4422

---

<sup>13</sup> By Order dated April 15, 2016, Civ. No. SX-2014-CV-287 was consolidated with this case.



seventh report, and an updated comparison through April 30, 2016 was provided with the filing of this report.

On October 15, 2015, the Master requested counsel for the Partners to submit a list of (a) any Partnership Assets other than the Plaza Extra Stores that require the attention of the Liquidating Partner or the Court for separation; and (b) any pending motions that affect the disposition of Partnership Assets. Counsel for the Partners submitted such lists to the Master on October 23, 2015 and reviewed such lists with the Master at a meeting on January 25, 2016. At such meeting, the parties discussed, among other issues, an invoice in the amount of \$57,605 from Dudley, Topper and Feuerzeig, LLP for services rendered to the Liquidating Partner after entry of the Wind Up Order through November 30, 2015 related to the Liquidating Partner's duties pursuant to § 4 of the Plan. The Liquidating Partner and the Master co-signed CRA check no. 281 on December 29, 2015 in payment of those fees.

Pursuant to a "Further Stipulation Regarding Motion to Clarify Order of Liquidation" filed with the Court on October 5, 2015 and "So Ordered" on November 13, 2015, the Partners stipulated that the Liquidating Partner will provide the Master and Hamed with the Partnership accounting required by § 5 of the Plan on November 16, 2015, which was done, and the Partners will submit their proposed accounting and distribution plans contemplated by § 9, Step 6, of the Plan to each other and the Master by March 3, 2016. At the request of Hamed, the Master extended the date for submission of the Partners' accounting and distribution plans until May 2, 2016. Subsequently, that deadline was further extended by the Master without a date certain.

Section 9, Step 4 of the Plan provides, in pertinent part, as follows: "Hamed's accountant shall be allowed to view all partnership accounting information from January 2012 to present and to submit his findings to the Master." Yusuf submits that Hamed's accountants have not been prevented from viewing any Partnership accounting information for the relevant period. Instead of accepting John Gaffney's proposal to have one of Hamed's accountants work alongside him to facilitate their ability to review the relevant accounting information, Hamed's accountants submitted 81 "Questions/Requests for Info" to Yusuf, and those requests were recently expanded even further. As reflected in his Reply to Plaintiff's Notice of Objection to Liquidating Partner's Seventh Bi-Monthly Report (page 5), Yusuf objects to these discovery requests to the extent they seek to interrogate Yusuf, through Mr. Gaffney, as opposed to simply seeking Mr. Gaffney's assistance in accessing or reviewing partnership accounting information.

On May 17, 2016, Mr. Gaffney wrote a letter to counsel for Hamed, which accompanied his submission of responses to some of the document requests and questions from Hamed's accountants. A copy of that letter is attached as Exhibit 3. After quoting Section 9, Step 4 of the Plan, Mr. Gaffney concludes his letter as follows:

To date, no one has been denied access to original records that we possess. Under the pending VZ requests, instead of being "allowed to view" the relevant partnership accounting information, I am being effectively requested to gather and spoon feed that information to VZ. I respectfully submit that my proposal to have a VZ accountant work on premises with the original records is much more consistent with the information access contemplated by the Plan than the process of my responding to the myriad information requests submitted by VZ.

The Master has reviewed and approves the process I have recommended.

Respectfully submitted this 31<sup>st</sup> day of May, 2016.

**DUDLEY, TOPPER and FEUERZEIG, LLP**

By: 

Gregory W. Hodges (V.I. Bar No. 174)  
1000 Frederiksberg Gade - P.O. Box 756  
St. Thomas, VI 00804  
Telephone: (340) 715-4405  
Telefax: (340) 715-4400  
E-mail: [ghodges@dtflaw.com](mailto:ghodges@dtflaw.com)

Attorneys for Liquidating Partner

**CERTIFICATE OF SERVICE**

I hereby certify that on this 31<sup>st</sup> day of May, 2016, I caused the foregoing Liquidating Partner's Eighth Bi-Monthly Report to be served upon the following via e-mail:

Joel H. Holt, Esq.  
**LAW OFFICES OF JOEL H. HOLT**  
2132 Company Street  
Christiansted, V.I. 00820  
Email: [holtvi@aol.com](mailto:holtvi@aol.com)

Carl Hartmann, III, Esq.  
5000 Estate Coakley Bay, #L-6  
Christiansted, VI 00820  
Email: [carl@carlhartmann.com](mailto:carl@carlhartmann.com)

Mark W. Eckard, Esq.  
Eckard, P.C.  
P.O. Box 24849  
Christiansted, VI 00824  
Email: [mark@markeckard.com](mailto:mark@markeckard.com)

Jeffrey B.C. Moorhead, Esq.  
C.R.T. Building  
1132 King Street  
Christiansted, VI 00820  
Email: [jeffreymlaw@yahoo.com](mailto:jeffreymlaw@yahoo.com)

The Honorable Edgar A. Ross  
Email: [edgarrossjudge@hotmail.com](mailto:edgarrossjudge@hotmail.com)



IN THE SUPERIOR COURT OF THE VIRGIN ISLANDS  
DIVISION OF ST. THOMAS AND ST. JOHN

\*\*\*\*

|                    |   |                         |
|--------------------|---|-------------------------|
| UNITED CORPORATION | ) | CASE NO. ST-1997-CV-097 |
| d/b/a PLAZA EXTRA, | ) |                         |
|                    | ) | ACTION FOR BREACH       |
| Plaintiff,         | ) | OF CONTRACT             |
| v.                 | ) |                         |
|                    | ) | JURY TRIAL DEMANDED     |
| TUTU PARK LIMITED  | ) |                         |
|                    | ) |                         |
| Defendant.         | ) |                         |
| <hr/>              |   |                         |
| UNITED CORPORATION | ) | CASE NO. ST-2006-CV-353 |
| d/b/a PLAZA EXTRA, | ) |                         |
|                    | ) | ACTION FOR DAMAGES      |
| Plaintiff,         | ) | AND INDEMNITY           |
| v.                 | ) |                         |
|                    | ) |                         |
| TUTU PARK LIMITED  | ) |                         |
|                    | ) |                         |
| Defendant.         | ) |                         |



**ORDER**

This matter is before the Court *sua sponte*.<sup>1</sup> During a status conference on November 16, 2015, this matter was scheduled for jury selection on October 31, 2016. The Court granted the parties' request for an additional 90-day stay of this case in order to facilitate settlement negotiations. The parties were informed that the Court would fix pretrial deadlines at the expiration of the 90-day stay. The 90-day stay has now expired.

Accordingly, it is

**ORDERED** that this matter remains scheduled for jury selection on October 31, 2016, at 9:00 a.m. in Courtroom III; and it is further

**ORDERED** that, on or before September 26, 2016, Plaintiff shall submit its portion of the Joint Final Pretrial Order to Defendant in accordance with LRCi 16.1 and Appendix 1 to LRCi 16.1;<sup>2</sup> and it is further

<sup>1</sup> Case Nos. ST-1997-CV-097 and ST-2006-CV-353 were consolidated by Court Order dated January 10, 2007.

<sup>2</sup> Local Rule of Civil Procedure 16.1 applies to this proceeding as a rule of last resort through the operation of Superior Court Rule 7. *Sweeney v. Ombres*, 60 V.I. 438, 442 (V.I. 2014). The Court elects to rely on the well-developed framework provided by LRCi 16.1 due to the absence of same from the Superior Court Rules.

United Corp. v. Tutu Park, Ltd., Case No. ST-1997-CV-097  
United Corp. v. Tutu Park, Ltd., Case No. ST-2006-CV-353  
Page 2 of 2  
Order

**ORDERED** that, on or before October 3, 2016, Defendant shall submit its portion of the Joint Final Pretrial Order to Plaintiff in accordance with LRCi 16.1 and Appendix 1 to LRCi 16.1; and it is further

**ORDERED** that the parties' fully completed and integrated Joint Final Pretrial Order in accordance with LRCi 16.1 and Appendix 1 to LRCi 16.1 and signed by both parties shall be filed with the Court by Plaintiff's attorney on or before October 17, 2016; and it is further


**ORDERED** that this matter is scheduled for a final pretrial conference on October 24, 2016 at 9:45 a.m. in Courtroom III; and it is further

**ORDERED** that a copy of this Order shall be directed to Attorney Carl A. Beckstedt, III, counsel for Plaintiff, and to Attorney Charles S. Russell, Jr., counsel for Defendant.

Dated: February 19, 2016

ATTEST:

Estrella H. George  
Acting Clerk of the Court

By:   
Lori Boynes-Tyson  
Court Clerk Supervisor 2/22/16



DENISE M. FRANCOIS  
Judge of the Superior Court  
of the Virgin Islands

CERTIFIED A TRUE COPY

DATE: 2/22/16  
ESTRELLA H. GEORGE  
Acting Clerk of the Court

By:   
Cameil A. Clarke  
Court Clerk II

IN THE SUPERIOR COURT OF THE VIRGIN ISLANDS  
DIVISION OF ST. THOMAS AND ST. JOHN

MOHAMMED HAMED and KAC357, INC., d/b/a )  
PLAZA EXTRA, )  
 ) CASE NO. ST-2001-CV-0000361  
 )  
 ) Plaintiffs, )  
 )  
 vs. ) ACTION FOR BREACH OF  
 ) CONTRACT  
 )  
 TUTU PARK LIMITED and P.I.D., INC., )  
 ) JURY TRIAL DEMANDED  
 )  
 ) Defendants. )  
 )

THIRD AMENDED SCHEDULING ORDER

By Order dated February 19, 2016, this Court directed the parties<sup>1</sup> to meet and confer and draft a proposed third amended scheduling order within fourteen (14) days of entry of the Order. This Court having received and reviewed the parties' proposed Third Amended Scheduling Order filed on March 4, 2016 along with their Revised version filed on April 8, 2016, it is

**ORDERED** that the Second Amended Scheduling Order issued by the Court on February 24, 2015 is hereby **AMENDED**, and the parties shall adhere to the following schedule in this matter:

1. All Supplementary Responses to written discovery shall be filed in accordance with the time limits set forth in the Federal Rules of Civil Procedure;
2. All factual depositions have been completed;
3. Any reply by Plaintiffs to Defendants TPL and PID's March 29, 2016 Opposition to former Plaintiff United Corporation's Motion for Partial Summary Judgment shall be filed on or before **April 15, 2016**;
4. Plaintiffs' experts shall be identified and copies of their reports, and Rule 26(a)(2)(B) and Rule 26(a)(2)(C) materials shall be served upon Defendants on or before **May 27, 2016**;
5. Defendants' experts shall be identified and copies of their reports, and Rule 26(a)(2)(B) and Rule 26(a)(2)(C) materials shall be served on Plaintiffs on or before **July 8, 2016**;
6. All experts' depositions shall be completed on or before **August 12, 2016**;
7. Mediation shall be completed on or before **September 23, 2016**;
8. *Daubert* motions, together with supporting brief, and any motions for summary judgment, shall be filed and served on or before **September 2, 2016**. The parties do not agree on whether summary judgment motions may be filed following remand from the V.I. Supreme Court, and what issues they may address. It is Plaintiffs' position that such motions must be limited to

<sup>1</sup> Plaintiffs are represented by John K. Dema, Esquire, and the Defendants are represented by Moore Dodson & Russell, P.C. (J. Daryl Dodson, of counsel).

EXHIBIT

2

matters that are unrelated to expert testimony and were not addressed in previous motion practice. It is Defendants' position that the Court should decide what issues may be addressed, in conformity with the V.I. Supreme Court's decision and instructions on remand, by ruling on the summary judgment motions ultimately submitted by the parties, and not through an advance ruling on what those motions may or may not contain. The parties reserve all rights and defenses in this regard;

9. Any brief in opposition to *Daubert* motions shall be filed and served on or before September 21, 2016, and replies shall be filed and served on or before September 28, 2016;

10. In accordance with LRCi 16.1 and Appendix I to LRCi 16.1, Plaintiffs shall submit their portion of the Joint Final Pretrial Order to Defendants on or before October 28, 2016;

11. In accordance with LRCi 16.1 and Appendix I to LRCi 16.1, Defendants shall submit their portion of the Joint Final Pretrial Order to Plaintiffs on or before November 4, 2016; and

12. The parties' Joint Final Pretrial Order, fully completed and integrated in accordance with LRCi 16.1 and Appendix I to LRCi 16.1 and signed by both parties, shall be filed with the Court by Plaintiffs on or before November 11, 2016; and it is further

**ORDERED** that this matter is hereby scheduled for a final pretrial conference on Wednesday, January 18, 2017 at 9:30 a.m. in Courtroom III; and it is further

**ORDERED** that all motions in *limine* shall be filed at least twenty-one (21) days prior to the date on which the trial is scheduled to commence; and it is further

**ORDERED** that this matter is hereby scheduled for jury selection on Monday, January 23, 2017 at 9:00 a.m. with trial to commence sometime during the following three-week jury period; and it is further

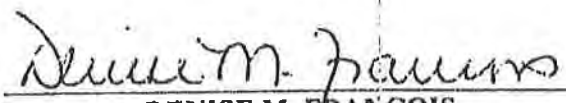
**ORDERED** that this Third Amended Scheduling Order shall not be modified except with good cause shown and the Court's approval; and it is further

**ORDERED** that a copy of this Third Amended Scheduling Order shall be directed to John K. Dema, Esquire, and Moore, Dodson & Russell, P.C. (Treston E. Moore, of counsel).

DATED: April 18, 2016  
*Nunc Pro Tunc* to March 4, 2016

ATTEST:  
ESTRELLA H. GEORGE  
Acting Clerk of the Court

BY: \_\_\_\_\_  
LORI BOYNES-TYSON  
Court Clerk Supervisor \_\_\_\_\_

  
DENISE M. FRANCOIS  
Judge of the Superior Court of the Virgin Islands



P.O. Box 763  
Christiansted, VI 00821

May 17, 2016

Joel Holt, Esq. P.C.  
2132 Company Street, Suite 2  
Christiansted, VI 00820

Dear Joel,

This letter accompanies my first submission of responses to document requests and questions from Vizcaino Zomerfeld (VZ). At this point I must point out the burdensome, time-consuming and expensive nature of these document requests. After reviewing my responses, you can decide yourself whether any of them serve in winding up the Partnership.

In our very first meeting with VZ in your office, I challenged the very extensive nature of the initial document request. Betty Martin, VZ Partner verbally backed off the initial request some. When I asked her about the scope of VZ's review, the answer was vague and you even questioned that scope in a later conversation with me in your office. We did establish that the scope did not include a full audit as I made it clear we did not have the resources for such work.

I suggested a less burdensome and more productive approach that Betty and her team thought could be implemented. The suggestion was to assign a junior level auditor who would work along with me. That was before the St. Thomas store auction. After the auction our challenge was overwhelming and would have likely crashed except for the assistance from Humphrey Caswell, former PE St. Thomas Controller.

Admittedly, there was a long gap between our initial meeting in March 2015 and beginning VZ field work in January 2016. During that gap, we completed the Kauffman Rossin DOJ review while I continued receiving extensive accounting record requests from VZ. But due to the extended time between the first and second meetings, I was able to provide most of the records. But doing so was so burdensome, time-consuming and expensive that I recommended again that I provide all accounting databases augmented with 6 month increments of original records. In other words, I would deliver 6 months of original records and upon review completion I would deliver the next 6 months and pick up the first 6 months.

To date the first 6 months of original records have not been returned nor have you requested the next 6 months. During our meeting in January 2016, I suggested again that someone be assigned to work closely with me, especially in response to VZ's request for detailed till stat reports. Instead of requesting the provision hundreds of detailed till stat reports, have someone from your team work with me to review a handful of such reports. Once done, I was confident VZ would conclude that reviewing hundreds was unnecessary just as Kauffman Rossin did during their review.





Keep in mind, the Hameds controlled the cash rooms and managed the cash registers in all three stores during my entire time with the company. The Yusufs were much less involved in this area and although I implemented the "sales journal" system, I had no indication that there were any weaknesses or other issues in the Hameds' management of the cash rooms and registers. Once someone from VZ duplicates the documents contained in the daily sales journals and the integrity therein, I'm confident they would see that a document request for hundreds of till statement detail reports is non-productive and unnecessarily time-consuming and expensive.

Similarly, the extensive requests for documents supporting expenditures including cancelled checks are questionable knowing that no payments were made without signatures from a member of each family. If the Hameds disputed an item, they simply refused to sign the check. Admittedly, we aren't able to provide many cancelled checks. Once you review my responses, you should clearly understand why. In view of the extent to which I've provided original bank records though, I question the intent behind continued requests for cancelled checks or bank statements that VZ knows we don't have, either because the Hameds retained possession or banks refused to provide them.

Your recent document requests and inquiries submitted last week appear to be legitimate as VZ has challenged or questioned some of my accounting decisions in winding up the Partnership. While I don't object to being challenged, I would like to say that I put off having to make some decisions as long as possible. I mentioned this in my meetings with VZ as well. The very request for VZ to assign someone to work with me was so we could discuss and make joint decisions on nominal issues.

For instance, after the March 8, 2015 East/West split there were employee loans that were extremely difficult to track and collect. Employees who owed money at PE East transferred to PE West and vice versa. While I offered to provide and may have even sent details to PE West, I assumed that some loans simply would not be collected. Or that if they were collected, I might not be informed of it as in the case of 3 payments by one employee at PE West who we followed up on a few months ago. Therefore, I made the decision to write them off with the plan of revisiting them when time allowed. There are adjustments (credits) however small that are due to the Partnership. But the time it takes to research these credits is being consumed in otherwise burdensome, time-consuming and expensive document requests.

With the provision of what I've done so far, I plan to take a leave of absence from any other work for the Partnership related to these document requests for at least one month in order to tend to other emergencies, many of which relate to the Partnership. Refer to my documents of ongoing PE challenges with taxing authorities which are being ignored due to VZ document requests.

Also, I request for VZ to return the original records consisting of the sales journals for PE East and West for the first 6 months of 2013 and after one month for VZ to assign someone who can work on premises (Plaza East) with original records to avoid the burdensome task of providing electronic copies. As you know, Section 9, Step 4 of the Plan simply provides that "Hamed's accountant shall be allowed to view all partnership accounting information from January 2012 to

present..." To date, no one has been denied access to original records that we possess. Under the pending VZ requests, instead of being "allowed to view" the relevant partnership accounting information, I am being effectively requested to gather and spoon feed that information to VZ. I respectfully submit that my proposal to have a VZ accountant work on premises with the original records is much more consistent with the information access contemplated by the Plan than the process of my responding to the myriad information requests submitted by VZ.

The Master has reviewed and approves the process I have recommended.

Sincerely,

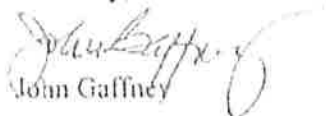
  
John Gaffney



EXHIBIT 2

*S. Daniel  
W. Daniel*

Book:  
Pages: 0000  
Doc# 288600541  
Filed & Recorded  
08/24/2006 2:56PM  
WILMA O. HART SMITH  
RECORDER OF DEEDS  
ST. THOMAS/ST JOHN

**WARRANTY DEED**

RECORDING FEE \$ 342.00  
DEED DOC STAMP 2.8 \$ 6,680.00  
PER PAGE FEE \$ 4.00

THIS DEED made this 26 day of July 2006, by and between WINSOR E.

DANIEL and JUEL DANIEL a/k/a JUELL D. DANIEL of Post Office Box 9496, St. Thomas, U.S. Virgin Islands (hereinafter referred to as "Grantor") and PLESSEN ENTERPRISES, INC. a Virgin Islands Corporation of Post Office Box 503357, St. Thomas, Virgin Islands 00805 (hereinafter referred to as "Grantee").

**WITNESSETH:**

That the Grantor, for and in consideration of the sum of Three Hundred Thirty Thousand Dollars (\$330,000.00) and other valuable considerations, paid by the Grantee, receipt of which is hereby acknowledged, do hereby bargain, sell, grant and release unto the Grantee, its successors and assigns forever, in fee simple absolute, all those certain lots, plots, pieces, or parcels of land situated lying and being in St. Thomas, Virgin Islands, and more fully described as:

**Parcel No. 2-4 Rem Estate Charlotte Amalie  
No. 3 New Quarter  
St. Thomas, Virgin Islands  
As shown on the OLG Map No. D9-7044-T002  
dated April 10, 2002  
Consisting of 0.536 acres, more or less**

**TOGETHER** with all appurtenances and improvements thereon and thereunto belonging, and all the estate, rights, title and interest of the Grantor, its successors and assigns, in and to said premises.

**TO HAVE AND TO HOLD** the premises herein granted in fee simple absolute forever to Grantee.

**SUBJECT, HOWEVER,** to the Virgin Islands zoning regulations and to the covenants,

*Winsor & Juell Daniel  
Warranty Deed to  
Plessen Enterprises  
Page 2*

restrictions, easements and agreements of record.

**THE GRANTOR COVENANT AS FOLLOWS:**

**FIRST:** The Grantor is seized of the said premises in fee simple and have good right to convey the same;

**SECOND:** That the Grantee, his heirs and assigns, shall quietly enjoy said premises;


**THIRD:** That the said premises are free from encumbrances;

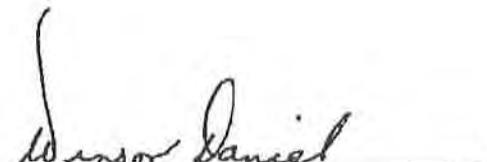
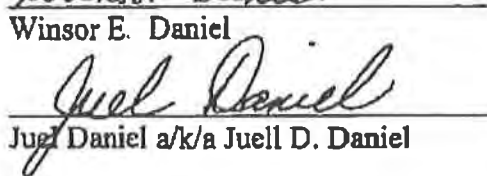
**FOURTH:** That the Grantor shall execute or procure any further necessary assurance of title to said premises.

**FIFTH:** That the Grantor will forever warrant and defend the title to the said premises.

**IN WITNESS WHEREOF,** Grantor has hereto subscribed their name and affixed their seal, on the day and year first above written.

**WITNESSES: (AS TO BOTH)**

  
\_\_\_\_\_

  
Winsor E. Daniel  
  
Juell Daniel a/k/a Juell D. Daniel

Windsor & Juel Daniel  
Warranty Deed to  
Plessen Enterprises  
Page 3

**ACKNOWLEDGMENT**

TERRITORY OF THE VIRGIN ISLANDS )  
DIVISION OF ST. THOMAS AND ST. JOHN ) ss:

On this 26 day of July, 2006 before me the undersigned appeared WINSOR E. DANIEL & JUEL DANIEL a/k/a JUELL D. DANIEL personally, known to me (or satisfactorily proven) to be the persons whose names are subscribed to the above instrument and acknowledge that they executed the same for the purpose therein contained.

IN WITNESS WHEREOF, I hereunto set my hand and official seal.

Sworn and Subscribed to before me  
this 26 day of July, 2006.

*[Signature]*  
NOTARY PUBLIC  
My Commission Expires: Sept 23 06

It is hereby certified that the above mentioned property is correctly according to WARRANTY DEED dated 07-27-2006 belongs to: PLESSEN ENTERPRISES, INC. (GRANTEE)

has not, according to the Records of this office, undergone any changes as to boundaries and area.

Cadastral Survey/Tax Assessor Offices  
St. Thomas, V.I. Dated: July 27, 2006  
*[Signature]*  
Phyllis Harrigan, Special Assistant  
to the Tax Assessor for Surveys  
Office of the Lieutenant Governor

NOTED IN THE CADASTRAL RECORDS  
FOR COUNTRY/TOWN PROPERDA BOOK FOR  
ESTATE CHARLOTTE ADAMS (REMAINDER)

NO. 3 NEW QUARTER  
ST. THOMAS, VIRGIN ISLANDS

Cadastral Survey/Tax Assessor Offices  
St. Thomas, V.I. Dated: July 27, 2006  
*[Signature]*  
Phyllis Harrigan, Special Assistant  
to the Tax Assessor for Surveys  
Office of the Lieutenant Governor



GOVERNMENT OF  
THE VIRGIN ISLANDS OF THE UNITED STATES  
CHARLOTTE AMALIE, ST. THOMAS, V.I. 00801

—0—

DEPARTMENT OF FINANCE  
TREASURY DIVISION

TO: THE RECORDER OF DEEDS

FROM: THE TREASURY DIVISION

IN ACCORDANCE WITH Title 28, SECTION 121 AS AMEMDED, THIS IS  
CERTIFICATION THAT THERE ARE NO REAL PROPERTY TAXES

OUTSTANDING FOR DANIEL, WINSOR E. & JUEL D.

Charlotte Amalie #2-4  
New Qtr.

1-05603-0214-00

PARCEL NO

TAXES RESEARCHED UP TO AND INCLUDING 2004.

RESEARCHED BY:

*Maribel D. Hedrington*  
Maribel D. Hedrington

TITLE:

Chief Enforcement

DATE:

July 17, 2006

VERIFIED BY:

*for Charles Sebastian*  
Charles Sebastian

TITLE:

Chief Revenue Collection

DATE:

July 17, 2006

COLLECTOR NO.

8501

Doc# 2006000541



# **EXHIBIT 3**

08/24/2006 2:55PM  
Official Records of  
ST THOMAS/ST JOHN  
WILMA O. HART SMITH  
RECORDER OF DEEDS

**FIRST PRIORITY MORTGAGE**

THIS FIRST PRIORITY MORTGAGE made as of this 24th day of August 2006, between PLESSEN ENTERPRISES, INC., a Virgin Islands Corporation, of P. O. Box 503358, St. Thomas, Virgin Islands 00805, as Mortgagor, and UNITED CORPORATION, as Mortgagee.

WITNESSETH: That to secure the payment of an indebtedness in the principal amount of THREE HUNDRED THIRTY THOUSAND and 00/100 DOLLARS (\$330,000.00), and interest thereon, payable in accordance with the terms of a Mortgage Note evidencing such indebtedness dated the date hereof, and further to secure the performance of all of the terms and provisions hereof, the Mortgagor hereby mortgages to the Mortgagee:

Parcel No. 2-4 Rem. Estate Charlotte Amalie  
No. 3 New Quarter  
St. Thomas, U. S. Virgin Islands  
as shown on OLG Map No. D9-7044-T002

TOGETHER WITH the improvements thereon and hereafter made thereto, the rights, privileges and appurtenances belonging thereto and all easements appurtenant thereto;

TOGETHER WITH all right, title and interest of the Mortgagor in and to the land lying in the streets and roads in front of and adjoining said premises;

TOGETHER WITH all fixtures, chattels and articles of personal property now or hereafter attached to or used in connection with said premises, including, but not limited to indoor and outdoor furniture, boilers, piping, plumbing and bathroom fixtures, lighting fixtures, refrigeration, air conditioning and sprinkler systems, washtubs, sinks, gas and electric fixtures, stoves, ranges, awnings, screens, window shades, elevators, motors, dynamos, washers and dryers, appliances, refrigerators, kitchen cabinets, incinerators, plants and shrubbery, swimming pool equipment and accessories, and all other equipment and machinery, appliances, built in furniture or cabinets, fittings and fixtures of every kind in or used in the operation of the buildings standing on said premises, together with any and all replacements thereof and additions thereto;

TOGETHER WITH all awards heretofore and hereafter made to the Mortgagor for taking by eminent domain the whole or any part of said premises or any easement therein, including any awards for changes of grade of streets, which said awards are hereby assigned to the Mortgagee, who is hereby authorized to collect and receive the proceeds of such awards and to give proper receipts and acquittances therefor, and to apply the same toward the payment of the mortgage debt, notwithstanding the fact that the amount owing thereon may not then be due and payable; and the said Mortgagor hereby agrees, upon request, to make, execute and deliver any and all assignments and

Doc# 2006080542

other instruments sufficient for the purpose of assigning said awards to the Mortgagee, free, clear and discharged of any encumbrances of any kind or nature whatsoever.

AND the Mortgagor covenants with the Mortgagee as follows:

1. That the Mortgagor will pay the indebtedness and interest as provided in the Note secured hereby.

2. Mortgagor is prohibited from conveying or further encumbering or transferring the Mortgaged Property without the Mortgagee's consent. If Mortgagor sells, encumbers or transfers the Mortgaged Property, then Mortgagee shall declare all indebtedness secured hereby to be accelerated and immediately due and payable, unless Mortgagee consents in writing to the sale, second mortgage or transfer, and unless the transferee or grantee assumes the indebtedness secured hereby in a form satisfactory to Mortgagee and without in any way discharging or reducing Mortgagor's liability for Mortgagor's obligations secured hereby.

3. That the Mortgagor will keep the buildings now existing or hereafter erected on the premises insured in such amounts as Mortgagee may reasonably require, but in no event in an amount less than the amount still owed to Mortgagee, under insurance policies providing fire, extended coverage, and earthquake coverage, naming Mortgagee as an insured as Mortgagee's interest may appear; will assign and deliver the policies or certificates therefor to the Mortgagee; and will reimburse the Mortgagee for any premiums paid for insurance made by the Mortgagee on the Mortgagor's default in so insuring the buildings or in so assigning and delivering the policies or certificates therefor. All such policies and renewals shall provide that all proceeds wherefrom in the case of loss shall be payable to the Mortgagee for application pursuant to the terms hereof. If all or any part of the of the Mortgaged Property is destroyed or damaged at any time by any cause whatsoever, the Mortgagor shall give immediate notice to Mortgagee of such loss or damage and Mortgagee, in its absolute discretion, may apply the proceeds of any insurance policy covering the Mortgaged Property to the reduction or satisfaction of the indebtedness secured by this Mortgage in such manner as the Mortgagee may elect, and such application shall be without prejudice to any other right or remedy provided herein.

4. That no buildings now existing or hereafter placed on the premises shall be substantially altered or removed or demolished without the consent of the Mortgagee, and such buildings will be maintained by Mortgagor in good order and repair.

5. The holder of this Mortgage, in any action to foreclose it, shall be entitled to the appointment of a receiver.

6. The Mortgagor will pay all real estate taxes, liens, assessments, and other charges for which provision has been made herein, and, if requested, furnish proof of payment of same within 30 days, and in default thereof the Mortgagee may pay the same. In the event that Mortgagor fails to pay said taxes or other assessments on or before the

due date, Mortgagee, at its sole option, may, but is not obligated to, pay said charges after first giving Mortgagor ten (10) days advance written notice of its intention to pay same, in which event Mortgagor shall immediately become liable to Mortgagee for said amount together with interest at the rate of ten per cent (10%) per annum.

7. In the event of default in the terms of the Note or this Mortgage, the rents and profits, and all the leases of all or any portions of the Mortgaged Property, whether now executed or executed after the date hereof, are hereby assigned to Mortgagee as further security for the payment of the indebtedness and Mortgagor will execute whatever other documents may be required by Mortgagee to effectuate such assignment and the collection by Mortgagee of all rents due hereunder.

8. The Mortgagor shall keep the Mortgaged Property in reasonably good repair, working order and condition and shall make all such needful and proper repairs, renewals and replacements thereto as in the reasonable judgment of the Mortgagee may be necessary; and Mortgagor will comply with all laws, regulations, permitting and licensing requirements, and ordinances as the same are in force and effect from time to time.

9. In the event the Mortgaged Property is sold under foreclosure and the proceeds are insufficient to pay the total indebtedness evidenced and secured by the Mortgage, including, but not by way of limitation, principal, interest, attorneys' fees, costs and all expenses and charges, the Mortgagor agrees to pay any such balance and the Mortgagee shall be entitled to a deficiency judgment.

10. In the event of legal proceedings being commenced to foreclose this Mortgage, it is agreed that there be claimed, by Mortgagee, and as part of the judgment allowed, all costs incident thereto including reasonable attorneys' fees, together with interest at the rate provided in the Note.

11. Any notice, demand, request or other communication required or permitted to be given to either party hereunder shall be in writing and shall be deemed given either (a) when delivered in person or (b) on the received date shown on the return receipt after depositing in the United States mail by certified mail, postage prepaid, and addressed to the respective address shown on this Mortgage or to such other address as either party may in writing furnish the other.

12. The rights and remedies of Mortgagee as provided herein, or in the Note, and the warranties therein contained, shall be cumulative and concurrent, and may be pursued singly, successively or together at the sole discretion of Mortgagee and may be exercised as often as occasion therefor shall occur; and the failure to exercise any such right or remedy shall in no event be construed as a waiver or release of the same.

13. If Mortgagor complies with the provisions of this Mortgage and pays to Mortgagee said principal sum and all other sums payable by Mortgagor to Mortgagee as are hereby secured, in accordance with the provisions of the Note and this Mortgage, and

in the manner and at the time therein set forth, without deduction, fraud or delay, then and from thenceforth this Mortgage, and the estate hereby granted, shall cease and become void, anything hereinbefore contained to the contrary notwithstanding.

14. Mortgagor within twenty (20) days upon request by mail will furnish a written statement duly acknowledged of the amount due on this Mortgage and whether any offsets or defenses exist against the mortgage debt.

15. If any action or proceeding be commenced (except an action to foreclose this Mortgage or to collect the debt secured thereby), to which action or proceeding the Mortgagee is made a party, or in which it becomes necessary to defend or uphold the lien of this Mortgage, all sums paid by the Mortgagee for the expense of any litigation to prosecute or defend the rights and lien created by this Mortgage (including reasonable counsel fees) shall be paid by the Mortgagor together with interest thereon at the rate of five percent (5%) per annum, and any such sum and the interest thereon shall be a lien on said Property, prior to any right, or title to, interest in or claim upon said Property attaching or accruing subsequent to the lien of this Mortgage and shall be deemed to be secured by this Mortgage. In any action or proceeding to foreclose this Mortgage, or to recover or collect the debt secured thereby, the provisions of law respecting the recovering costs, disbursements and all allowances shall prevail unaffected by this covenant.

16. That in case one or more of the following "events of default" shall happen and shall not have been remedied, the Mortgagee, at its option, may declare the whole of the principal sum and interest at the rate of five per cent (5%) per annum from the date of default as evidenced by the Note and secured by the Mortgage to become immediately due and payable, and upon any such declaration the same shall become immediately due and payable; said "events of default" are as follows:

a. Any default under the aforescribed Note shall also constitute a default under this Mortgage;

b. Any default in the payment of any tax or assessment when the same shall become due and payable and such default shall continue for a period of thirty (30) days after written notice and demand;

c. Any default in the performance of any of the other covenants hereof within the time, if any, provided for such performance in said covenants, respectively, and such default or defaults shall continue for a period of thirty (30) days after written notice and demand;

d. If any proceeding is filed under bankruptcy or similar law seeking an order adjudging the Mortgagor a bankrupt or insolvent, for the winding up or liquidation of the Mortgagor's affairs or for the appointment of a receiver, liquidator, or trustee in bankruptcy or insolvency of the Mortgagor's, and any such order is entered and remains undischarged or unstayed for thirty

(30) days, unless by law a longer period is required; or if the Mortgagor institutes any such proceeding, consents to any such filing, order, or appointment, makes an assignment for the benefit of any creditor, or admits in writing the Mortgagor's inability to pay debts generally as they become due.


17. Mortgagor waives any right to trial by jury in any proceeding brought to enforce the terms of this Mortgage and the Note.


18. This Mortgage may not be changed or terminated orally. The covenants contained in this Mortgage shall run with the land and bind Mortgagor, its successors and assigns, and all subsequent owners, encumbrancers, tenants and subtenants of the Property, and shall inure to the benefit of the Mortgagee, its successors and assigns, and all subsequent holders of this Mortgage.

IN WITNESS WHEREOF this Mortgage has been duly executed by the Mortgagor as of the day and year first above written.

WITNESSES:

PLESSEN ENTERPRISES, INC.

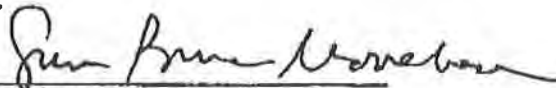


  
By: Waleed Hamed, Vice President



TERRITORY OF THE U.S. VIRGIN ISLANDS )  
DISTRICT OF ST. THOMAS & ST. JOHN ) ss:

The foregoing was acknowledged before me this 24th day of August, 2006, by Waleed Hamed, as Vice-President of Plessen Enterprises, Inc., a Virgin Islands corporation, on behalf of the corporation.

  
NOTARY PUBLIC  
My commission expires: \_\_\_\_\_

SUSAN BRUCH MOOREHEAD, NOTARY PUBLIC  
P.O. BOX 1498  
ST. THOMAS, USVI 00804  
COMMISSION EXPIRES: 03/26/2010  
COMMISSION NUMBER: LNP-004-06

Doc# 200608542

# **EXHIBIT 4**

**DEED IN LIEU OF FORECLOSURE**

THIS INDENTURE made this 23 day of October, 2008, between **PLESSEN ENTERPRISES, INC.**, a Virgin Islands corporation (herein "Grantor") and **UNITED CORPORATION**, a Virgin Islands corporation, P.O. Box 763, Christiansted St. Croix, VI 00821 (herein "Grantee");

**WITNESSETH:** That the Grantor, in consideration of the release and cancellation by Grantee of all of Grantor's obligations under a First Priority Mortgage and Note dated 08/24/06, which Mortgage was recorded on 08/24/06, as Document No. 2006008542, in the Office of the Recorder of Deeds for St. Thomas and St. John, Virgin Islands, does hereby grant, convey and release unto the Grantee, its successors and assign, in fee simple absolute, forever, all that certain parcel of land situate, lying and being in St. Thomas, U.S. Virgin Islands, described as follows:

**Parcel No. 2-4 Rem. Estate Charlotte Amalie  
No. 3 New Quarter  
St. Thomas, U.S. Virgin Islands  
consisting of 0.536 acre, more or less  
as shown on OLG Map No. D9-7044-T002, dated April 10, 2002**

TOGETHER with the improvements thereon and the rights, privileges and appurtenances belonging thereto, or in anywise appertaining.

SUBJECT, HOWEVER, to all easements, restrictions, agreements, covenants and declarations of record and to Virgin Islands zoning regulations.

TO HAVE AND TO HOLD the premises conveyed hereby, with all privileges and appurtenances thereof, unto the Grantee, its successors and assigns, in fee simple absolute forever; subject to the conditions and reservations set forth herein.

GRANTOR covenants that it has the right to convey title in fee simple and that the property is free from every encumbrances suffered or created by acts of Grantor, except as aforesaid, and Grantor warrants and will defend the title to the above granted property against all persons lawfully claiming the same from, through or under the Grantor.




IN WITNESS WHEREOF, the Grantor has duly executed this Deed in Lieu of Foreclosure as of the date first above written.


Witnesses:

PLESSEN ENTERPRISES, INC.



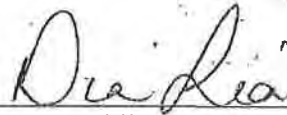
  
By: Mohammad Hamed, President



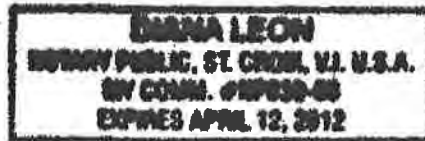
Attest:   
Fathi Yusuf, Secretary

TERRITORY OF THE VIRGIN ISLANDS )  
DIVISION OF ST. CROIX ) ss:

The foregoing instrument was acknowledged before me this 23<sup>rd</sup> day of October, 2008, by Mohammad Hamed, as President of Plessen Enterprises, Inc., a Virgin Islands corporation, on behalf of the corporation.



Notary Public  
My commission expires: April 12, 2012  
My commission number: NP039-08



NOTED IN THE CADASTRAL RECORDS  
FOR COUNTRY/TOWN PROPERTY, BOOK FOR

ESTATE CHARLOTTE AMALIE

NO. 3 NEW QUARTER

ST. THOMAS, U.S. VIRGIN ISLANDS

Cadastral Survey/Tax Assessor Offices  
St. Thomas, V.I. Dated: October 31, 2008

*Phyllis Harrigan*  
Phyllis Harrigan, Special Assistant  
to the Tax Assessor for Surveys  
Office of the Lieutenant Governor

ATTEST:

It is hereby certified that the above  
mentioned property/s which, according

to DEED IN LIEU OF FORECLOSURE dated October 23, 2008

belongs to: UNITED CORPORATION

(GRANTEE)

has not, according to the Records of  
this office, undergone any changes as to  
boundaries and area.

Cadastral Survey/Tax Assessor Offices

St. Thomas, V.I. Dated: October 31, 2008

*Phyllis Harrigan*  
Phyllis Harrigan, Special Assistant  
to the Tax Assessor for Surveys  
Office of the Lieutenant Governor



Doc# 2009001984  
# Pages: 5  
03/24/2009 1:26PM  
Official Records of  
ST THOMAS/ST JOHN  
WILMA G. HART SMITH  
RECORDER OF DEEDS  
Fees \$347.00




Deed in Lieu of Foreclosure  
Pcl. 2-4 Reml Charlotte Amalie  
Page - 3 -

AFFIDAVIT OF EXEMPTION

Mohammad Hamed, being duly sworn, deposes and states:


1. I am the President of Plessen Enterprises, Inc., Grantor herein;
2. This transfer is exempt from tax stamps pursuant to Title 33 Virgin Islands Code, Section 128 (2), as it is given solely in order to release security for an obligation.
3. The Government's assessed value for recording cost purposes is \$330,000.00.



Mohammad Hamed, President of  
Plessen Enterprises, Inc.

TERRITORY OF THE VIRGIN ISLANDS )  
DIVISION OF ST. CROIX ) ss:

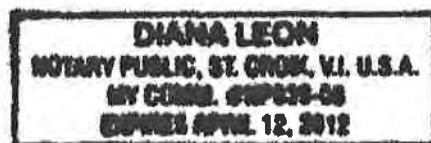
Subscribed and sworn to before me this 23<sup>rd</sup> day of October, 2008 by Mohammad Hamed, as President of Plessen Enterprises, Inc., a Virgin Islands corporation, on behalf of the corporation.



Notary Public

My commission expires: April 12, 2012

My commission number: NP039-08





GOVERNMENT OF  
THE VIRGIN ISLANDS OF THE UNITED STATES  
CHARLOTTE AMALIE, ST. THOMAS, V.I. 00802

-----0-----

Office of the Lieutenant Governor

TAX CLEARANCE LETTER

TO: THE RECORDER OF DEEDS

FROM: OFFICE OF THE TAX COLLECTOR

IN ACCORDANCE WITH Title 28, SECTION 121 AS AMENDED, THIS IS

CERTIFICATION THAT THERE ARE NO REAL PROPERTY TAXES

OUTSTANDING FOR PARCEL NO. 1-05603-0214-00

LEGAL DESCRIPTION CHARLOTTE AMALIE 2-4, NEW QTR.


OWNER'S NAME DANIEL, WINSOR E.

TAXES RESEARCHED UP TO AND INCLUDING 2005.

RESEARCHED BY:

Karen Maynard, Tax Collector I

SIGNATURE:




DATE:

Friday, October 31, 2008

VERIFIED BY:

Aileen Greene Sup. of Cashiers STT/STJ

SIGNATURE:



DATE:

Friday, October 31, 2008

Doc# 2009001904

# **EXHIBIT 5**

October 6, 1992

WARRANTY DEED

No. 5543/1992

(Petersen - United Corporation)

INDENTURE made this 1st day of October, 1992, by and between DARNLEY A. PETERSEN, as Trustee of The Albert David Trust, of Frederiksted, St. Croix, U.S. Virgin Islands (hereinafter referred to as "Grantor") and UNITED CORPORATION, of P.O. Box 763, Christiansted, St. Croix, U.S. Virgin Islands 00821 (hereinafter referred to as "Grantee").

WITNESSETH:

That in consideration of the sum of Ten Dollars (\$10.00) and other good and valuable consideration to him in hand paid, the receipt whereof is hereby acknowledged, Grantor does hereby grant, sell and convey unto Grantee, its successors and assigns, the following described real property situate in St. Croix, U.S. Virgin Islands, to wit:

Plot No. 4H of Estate Sion Farm, St. Croix, Virgin Islands, consisting of 1.0 U.S. acres, more or less as more fully shown and described on P.W.D. Drawing No. 2348 dated April 19, 1968 as revised August 24, 1992.

TOGETHER WITH all the tenements, hereditaments, and appurtenances thereunto belonging.

SUBJECT, HOWEVER, to all conditions, restrictions and easements of public record.

TO HAVE AND TO HOLD the said above-described property unto the said Grantee, in fee simple forever.

Grantor hereby warrants and covenants that he is lawfully seized of said premises and has good right to convey the same; that said premises are free from encumbrances except as herein stated; that Grantee shall quietly enjoy said premises, and Grantor further covenants that he will warrant and defend the title to said premises against the lawful claims of any and all persons whomsoever.

IN WITNESS WHEREOF, this instrument has been duly executed as of the day and year first above written.

IN WITNESS:

*[Handwritten signatures]*

*Darnley A. Petersen*  
Darnley A. Petersen, Trustee  
Albert David Trust

43



# 2563  
90 8149  
atly w. today



179

**WARRANTY DEED**  
(Petersen - United Corporation)

**ACKNOWLEDGMENT**

Territory of the Virgin Islands )  
District of St. Croix ) ss:

On this 1st day of October, 1992, before me the undersigned officer, personally came and appeared DARNLEY A. PETERSEN known to me to be the person whose name is subscribed to the foregoing instrument and he acknowledged he executed same for the purposes therein contained.

IN WITNESS WHEREOF, I hereunto set my hand and official seal.

*James M. A. Nelson*  
Notary Public

**CERTIFICATE OF VALUE**

IT IS HEREBY CERTIFIED that the value of the property described in the foregoing instrument does not exceed \$169,000.00.

x *Darnley A. Petersen*  
Darnley A. Petersen

**CERTIFICATE OF PUBLIC SURVEYOR**

IT IS HEREBY CERTIFIED that according to the records in the Office of the Public Surveyor, the property described in the foregoing instrument has not undergone any change in respect to boundary and area.

DATED: Oct 1 1992

FEE: \$ 200

*Laurely K. Lynch*  
Office of the Public Surveyor  
*EDWARD CLEBENSON*

Received for recording on the 6<sup>th</sup> day of Oct  
1992 at 11:45 o'clock A.M. and  
Recorded and Entered in Recorder's Book for the  
District of St. Croix, Virgin Islands of the U.S.A. at  
Photo-copy 445 Page  
No. 5543/92 and noted in Real Property Register  
Page: \_\_\_\_\_

Petersen.DAR/WDeed.UC  
File No. 0018-07

*Brian P. Peterson*  
FEE: 172.00

# **Exhibit C**



**IN THE SUPERIOR COURT OF THE VIRGIN ISLANDS  
DIVISION OF ST. CROIX**

|  |   |  |
|--|---|--|
| <b>MOHAMMAD HAMED</b> , by his<br>authorized agent <b>WALEED HAMED</b> ,                               | ) | CIVIL NO. SX-12-CV-370   |
|  | ) |  |
| Plaintiff/Counterclaim Defendant,  | ) | ACTION FOR DAMAGES,<br>INJUNCTIVE RELIEF<br>AND DECLARATORY RELIEF |
|  | ) |  |
| vs.  | ) |  |
|  | ) | <b>JURY TRIAL DEMANDED</b>   |
| <b>FATHI YUSUF and UNITED CORPORATION</b> ,  | ) |  |
|  | ) |  |
| Defendants/Counterclaimants,   | ) |  |
|  | ) |  |
| vs.  | ) |  |
|  | ) |  |
| <b>WALEED HAMED, WAHEED HAMED,<br/>MUFEEED HAMED, HISHAM HAMED, and<br/>PLESSEN ENTERPRISES, INC.,</b> | ) |  |
|  | ) |  |
| Additional Counterclaim Defendants.  | ) |  |
|  | ) |  |



**LIQUIDATING PARTNER'S EIGHTH BI-MONTHLY REPORT**

Pursuant to this Court's "Final Wind Up Plan Of The Plaza Extra Partnership" entered on January 9, 2015 (the "Plan"), defendant/counterclaimant Fathi Yusuf ("Yusuf"), as the Liquidating Partner<sup>1</sup>, respectfully submits this eighth bi-monthly report of the status of wind up efforts, as required by § 5 of the Plan.

Pursuant to the Court's "Order Adopting Final Wind Up Plan" dated January 7, 2015 and entered on January 9, 2015 (the "Wind Up Order"), the Court adopted the Plan. An Order entered on January 27, 2015 approving a stipulation of the parties provided, among other things, that the effective date of the Plan "shall be changed from ten (10) days following the date of the ... [Wind Up] Order to January 30, 2015."

On February 25, 2015, the Claims Reserve Account ("CRA") and the Liquidating Expense Account ("LEA") were established at Banco Popular de Puerto Rico. No disbursements have been made from the CRA or LEA without the approval of the Master. The

<sup>1</sup> Capitalized terms not otherwise defined in this report shall have the meaning provided for in the Plan.



Liquidating Partner has provided the Master and Hamed with copies of bank statements, ledgers, and reconciliations reflecting the inflows/outflows concerning these accounts from inception through April 30, 2016. Copies of the bank statements, ledgers, and a final reconciliation reflecting the inflows/outflows of the other bank accounts used jointly by the Partners in the operation of the three stores from May 1, 2015 through August 31, 2015 have previously been provided to the Master and Hamed.<sup>2</sup>

On March 5, 2015, the Master issued his "Master's Order Regarding Transfer of Ownership of Plaza Extra West." On March 6, 2015, the Master issued his "Master's Order Regarding Transfer of Ownership of Plaza Extra East." An accounting reconciling the difference in the inventory and equipment values involved in the transfer of Plaza Extra East and Plaza Extra West has occurred resulting in the payment of \$1,211,267.01 to Yusuf in July 2015.

The closed auction for Plaza Extra Tutu Park took place on April 30, 2015, pursuant to the Master's Order dated April 28, 2015. On April 30, 2015, the Master issued his "Master's Order Regarding Transfer Of Ownership Of Plaza Extra Tutu Park" (the "April 30 Master's Order"), pursuant to which that store was transferred to Hamed's designee, KAC357, Inc., for

---

<sup>2</sup> These accounts used by all three stores remained open as an operational necessity with the consent of the Partners and the Master. Since these accounts were joint signatory accounts signed by representatives of both Partners, Hamed had uninterrupted, unfettered access to monitor these accounts. All checks drawn on these accounts have been signed by a representative of both Partners. All of these accounts, except one account at Scotiabank, were closed effective July 10, 2015 with all of the funds from those accounts transferred to the CRA. The one account was left open with a balance of \$1,000 for a few additional days because of pending document requests related to the 2014 Department of Justice review and Scotiabank needed an account to charge. After deducting fees, the \$895 balance in the account was transferred to the CRA.

the price of \$4,050,000 plus \$220,000 in fees attributable to the Tutu Park Litigation (collectively, the "Tutu Park Purchase Price"), which has been paid.<sup>3</sup>

Pursuant to the express provisions of the Wind Up Order (p.5), § 8(2) of the Plan, and the April 30 Master's Order (p.2), Hamed was obligated to obtain releases of the Partnership and Yusuf from any further leasehold obligations to Tutu Park, Ltd. when he assumed sole ownership and control of the Tutu Park store premises as of May 1, 2015. Despite repeated demands, Hamed has failed to provide the required releases that are a precondition to the valid transfer of the Tutu Park store. In the absence of the delivery of such releases, the Tutu Park store will require the further attention of the Liquidating Partner and the Court for separation. Given the passage of more than thirteen (13) months since the releases should have been delivered, the Liquidating Partner is requesting the Court's immediate intervention regarding Hamed's failure to provide the required releases.<sup>4</sup> The significant problems created by Hamed's failure to obtain the required releases has been reported by the Liquidating Partner beginning with his fourth bi-monthly report and in each of his succeeding reports. Although Hamed has filed multiple objections to the bi-monthly reports, he has never disputed his obligation to obtain the releases or his failure to do so. Although the Tutu Park Litigation was initially stayed after the auction of the Tutu Park store to provide Hamed an opportunity to negotiate a new lease with Tutu Park, Ltd. and obtain the required releases, after approximately

<sup>3</sup> Because the Tutu Park Purchase Price was paid to Yusuf using Partnership funds, Yusuf was in fact paid an equal amount from the CRA representing a matching distribution to him of the funds used by Hamed to purchase Plaza Extra Tutu Park.

<sup>4</sup> In the absence of such releases, at a minimum, Yusuf submits that a reserve must be created for all rent, percentage rent, and real property taxes that may accrue during the remaining term of the lease with Tutu Park, Ltd. (30 months), plus any matching payment that would be due to Yusuf if Partnership funds are used to pay these obligations.

Hamed v. Yusuf, et al.  
Civil No. SX-12-CV-370  
Page 4

a year of fruitless negotiations, that stay has now been lifted and the Tutu Park Litigation has been set for trial. See Order dated February 19, 2016, attached as Exhibit 1, and Third Amended Scheduling Order dated April 18, 2016, attached as Exhibit 2. Originally, Hamed was not a party to the Tutu Park Litigation and United was the sole plaintiff and counterclaim defendant. As reflected in the Scheduling Order attached as Exhibit 2, sometime after the Tutu Park store auction, Hamed and KAC357, Inc. were substituted as plaintiffs in one of the cases comprising the Tutu Park Litigation. Since the transfer of the Tutu Park store and Tutu Park Litigation was expressly conditioned upon the delivery of the required releases to United and Yusuf, Hamed and his counsel cannot be allowed to control that litigation unless they immediately produce the releases that should have been provided more than one year ago. Accordingly, the issue involving Hamed's failure to provide the releases has now become critical requiring this Court's immediate attention.

The Liquidating Partner is also working to resolve issues involving recent claims presented by Tutu Park, Ltd. concerning property taxes for the years 2012, 2013, and 2014 and percentage rents claimed due for the period November 1, 2014 through October 31, 2015. The Liquidating Partner authorized the payment of the entire, allocable taxes for 2012 and 2013 in the amount of \$79,009.87 and for 2014 taxes in the amount of \$43,069.36. Checks for those amounts have been delivered to Tutu Park, Ltd. The property taxes for 2015 have not yet been billed, but reserves will be set aside to pay these taxes (estimated to be \$14,356.44 based on

4/12 x \$43,069.36)<sup>5</sup>, disputed federal unemployment (Form 940) taxes (approximately \$732,000)<sup>6</sup>, and contemplated accounting fees (approximately \$30,000).

The Liquidating Partner's sixth bi-monthly report incorrectly stated (at p. 4) that Tutu Park, Ltd.'s claim for percentage rents in the amount of \$41,462.28 had been rejected when, in fact, that claim was paid on December 17, 2015 via CRA check no. 278 and a matching check was issued to Yusuf via CRA check no. 279. Copies of these checks were provided to Hamed and the Master with the submission of the sixth bi-monthly report.

To date, no Partnership Assets requiring liquidation beyond those described above have been identified by or to the Liquidating Partner.<sup>7</sup> Hamed has inquired about the disposition of ½ acre of unimproved land located on St. Thomas that is allegedly owned by the Partnership and more particularly described as Parcel No. 2-4 Rem. Estate Charlotte Amalie, No. 3 New Quarter, St. Thomas, as shown on OLG Map. No. D9-7044-T002 (the "Land"). Yusuf submits that the Land has been erroneously carried on the balance sheet of the Partnership, because the record owner of the Land, pursuant to a Warranty Deed dated July 26, 2006 and recorded August 24, 2006, was Plessen Enterprises, Inc. ("Plessen"), a corporation jointly owned by the Hamed and Yusuf families. The Land was encumbered by a mortgage dated August 24, 2006

<sup>5</sup> If the Liquidating Partner determines that the Partnership is responsible to Tutu Park, Ltd. for additional rent in the form of taxes or otherwise, the Partnership would be obligated to pay United comparable amounts since the rent for the Plaza Extra East store was pegged to the rent for the Tutu Park store, as recognized in this Court's Memorandum Opinion and Order entered on April 27, 2015. For example, when \$79,009.87 and \$43,069.36 in real property taxes were paid to Tutu Park, Ltd., the Liquidating Partner and the Master authorized matching payments of \$89,442.92 and \$46,990.48 to United based on this formula. Accordingly, in addition to creating a \$14,356.44 reserve for the 2015 pro-rated real property taxes, a reserve for the matching payment to United should be created in the amount of \$9,812.14.

<sup>6</sup> The Liquidating Partner does not believe that any such taxes are actually due and owing.

<sup>7</sup> With the permission of the Master, a 2005 Toyota Camry owned by the Partnership and used primarily by Nejeih Yusuf in connection with his co-management of Plaza Extra Tutu Park was purchased by United on May 1, 2015 for the sum of \$5,000.

from Plessen to United in the face amount of \$330,000. Pursuant to a Deed In Lieu Of Foreclosure dated October 23, 2008 and recorded on March 24, 2009, Plessen conveyed the Land to United. Pursuant to a Release Of Mortgage dated October 23, 2008 and recorded on March 24, 2009, United released its mortgage covering the Land.<sup>8</sup> Copies of the Deed In Lieu Of Foreclosure and Release Of Mortgage have been provided to the Master and Hamed. Accordingly, the Liquidating Partner does not intend to pursue liquidation of the Land or the mortgage since the Partnership has no continuing interest in either.<sup>9</sup>

Hamed has claimed that the Liquidating Partner has “fail[ed] to identify a significant partnership asset, a Merrill-Lynch account that has in excess of \$300,000 in it, all of which came from Plaza Extra funds.” *See, e.g.*, Motion To Remove The Liquidating Partner filed by Hamed on January 29, 2016 at p. 6.<sup>10</sup> At page 3 of Yusuf’s September 3, 2015 Response to the Objection, Yusuf states:

At no time has Hamed provided the Liquidating Partner with any information establishing that a Merrill Lynch account in the name of a third party actually represents Partnership Assets. Hamed certainly does not explain why he only raised the prospect of such account 18 days after the filing of the third bi-monthly report. (footnote omitted).

<sup>8</sup> The fourth bi-monthly report contained dated information. After that report was filed, counsel for the Liquidating Partner learned of the subsequent conveyance of the Land to United.

<sup>9</sup> On August 18, 2015, Hamed filed a “Notice of Objection to Liquidating Partners Bi-Monthly Reports” (the “Objection”), which raised the issue of the Land, among other issues, but acknowledged that these issues would be addressed in the “claims portion” of the liquidation process. On September 3, 2015, Yusuf filed his Response to the Objection. On February 8, 2016, Hamed filed his “Notice of Objection to Liquidating Partner’s Sixth Bi-Monthly Report,” to which Yusuf replied on February 24, 2016.

<sup>10</sup> Yusuf filed his Opposition to that motion on February 17, 2016.

To date, the Liquidating Partner has been provided with no information whatsoever that even suggests the unidentified Merrill Lynch account was funded with Partnership money, contains any Partnership funds, or otherwise constitutes Partnership Assets.

An updated balance sheet was provided to counsel and the Master on February 6, 2015, as required by § 9, Step 4 of the Plan. Combined balance sheets and income statements for the Partnership as of April 30, 2016 and supporting general ledger, cash reconciliation, accounts receivable aging, and accounts payable aging information (collectively, the "Financial Information") have been provided to the Master and Hamed with this report. John Gaffney, an accountant who has been engaged on behalf of and paid by the Partnership, has compiled the Financial Information, which the Liquidating Partner believes is generally reliable and historically accurate.<sup>11</sup>

The pending litigation identified in Exhibit C to the Plan was updated by the more detailed list attached as Exhibit C-1 to the first bi-monthly report. The Liquidating Partner is attempting to establish appropriate reserves for all pending litigation<sup>12</sup> and any future litigation that may be filed within the two year statute of limitations period for personal injuries allegedly occurring prior to the transfer of the Plaza Extra Stores. Such reserves will be established out of the funds in the CRA.

On March 17, 2016, Yusuf, as Liquidating Partner, filed motions to consolidate three cases pending in the Superior Court, namely, *United Corporation v. Waheed Hamed*, Civ. No.

---

<sup>11</sup> The submission of the Financial Information by the Liquidating Partner is not intended to impair or otherwise affect the right of either Partner to submit his proposed accounting and distribution plan contemplated by § 9, Step 6, of the Plan.

<sup>12</sup> An updated, more detailed list of pending litigation (Exhibit C-2) was previously provided to the Master and counsel for Hamed.



Hamed v. Yusuf, et al.  
Civil No. SX-12-CV-370  
Page 8

ST-13-CV-0000101, *United Corporation v. Waleed Hamed*, Civ. No. SX-13-CV-000003, and *United Corporation v. Wadda Charriez*, Civ. No. SX-13-CV-0000152, with this case since the claims asserted in these three cases “may be treated as claims for resolution in the liquidating process of the Partnership pursuant to the Plan adopted” in this case. For similar reasons, on March 21, 2016, the parties filed a stipulation to consolidate two cases pending in the Superior Court with this case, namely, *Hamed v. Yusuf*, Civ. No. SX-2014-CV-278, and *Hamed v. United Corporation*, Civ. No. SX-2014-CV-287.<sup>13</sup>

Section 9, Step 2, of the Plan requires the Liquidating Partner to “submit to Hamed and the Master each month a reconciliation of actual expenditures against the projected expenses set forth in Exhibit A. Unless the Partners agree or the Master orders otherwise, the Liquidating Partner shall not exceed the funds deposited in the Liquidated Expense Account.” That reconciliation was provided to the Master and Hamed with the third bi-monthly report. It reflected that the actual expenditures incurred through June 30, 2015 in winding up the Partnership and liquidating its assets were approximately \$4 million less than the projected expenses reflected in Exhibit A to the Plan. An updated reconciliation through August 31, 2015 was provided to the Master and Hamed with the filing of the fourth bi-monthly report reflecting a similar difference. An updated comparison through October 31, 2015 was provided to the Master and Hamed with the filing of fifth bi-monthly report. An updated comparison through December 31, 2015 was provided to the Master and Hamed with the filing of the sixth report, an updated comparison through February 29, 2016 was provided with the filing of the

DUDLEY, TOPPER  
AND FEUERZEIG, LLP  
1000 Frederiksborg Gade  
P.O. Box 756  
St. Thomas, U.S. V.I. 00804-0756  
(340) 774-4422

---

<sup>13</sup> By Order dated April 15, 2016, Civ. No. SX-2014-CV-287 was consolidated with this case.

seventh report, and an updated comparison through April 30, 2016 was provided with the filing of this report.

On October 15, 2015, the Master requested counsel for the Partners to submit a list of (a) any Partnership Assets other than the Plaza Extra Stores that require the attention of the Liquidating Partner or the Court for separation; and (b) any pending motions that affect the disposition of Partnership Assets. Counsel for the Partners submitted such lists to the Master on October 23, 2015 and reviewed such lists with the Master at a meeting on January 25, 2016. At such meeting, the parties discussed, among other issues, an invoice in the amount of \$57,605 from Dudley, Topper and Feuerzeig, LLP for services rendered to the Liquidating Partner after entry of the Wind Up Order through November 30, 2015 related to the Liquidating Partner's duties pursuant to § 4 of the Plan. The Liquidating Partner and the Master co-signed CRA check no. 281 on December 29, 2015 in payment of those fees.

Pursuant to a "Further Stipulation Regarding Motion to Clarify Order of Liquidation" filed with the Court on October 5, 2015 and "So Ordered" on November 13, 2015, the Partners stipulated that the Liquidating Partner will provide the Master and Hamed with the Partnership accounting required by § 5 of the Plan on November 16, 2015, which was done, and the Partners will submit their proposed accounting and distribution plans contemplated by § 9, Step 6, of the Plan to each other and the Master by March 3, 2016. At the request of Hamed, the Master extended the date for submission of the Partners' accounting and distribution plans until May 2, 2016. Subsequently, that deadline was further extended by the Master without a date certain.

Section 9, Step 4 of the Plan provides, in pertinent part, as follows: "Hamed's accountant shall be allowed to view all partnership accounting information from January 2012 to present and to submit his findings to the Master." Yusuf submits that Hamed's accountants have not been prevented from viewing any Partnership accounting information for the relevant period. Instead of accepting John Gaffney's proposal to have one of Hamed's accountants work alongside him to facilitate their ability to review the relevant accounting information, Hamed's accountants submitted 81 "Questions/Requests for Info" to Yusuf, and those requests were recently expanded even further. As reflected in his Reply to Plaintiff's Notice of Objection to Liquidating Partner's Seventh Bi-Monthly Report (page 5), Yusuf objects to these discovery requests to the extent they seek to interrogate Yusuf, through Mr. Gaffney, as opposed to simply seeking Mr. Gaffney's assistance in accessing or reviewing partnership accounting information.

On May 17, 2016, Mr. Gaffney wrote a letter to counsel for Hamed, which accompanied his submission of responses to some of the document requests and questions from Hamed's accountants. A copy of that letter is attached as Exhibit 3. After quoting Section 9, Step 4 of the Plan, Mr. Gaffney concludes his letter as follows:

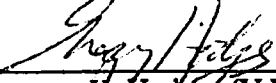
To date, no one has been denied access to original records that we possess. Under the pending VZ requests, instead of being "allowed to view" the relevant partnership accounting information, I am being effectively requested to gather and spoon feed that information to VZ. I respectfully submit that my proposal to have a VZ accountant work on premises with the original records is much more consistent with the information access contemplated by the Plan than the process of my responding to the myriad information requests submitted by VZ.

The Master has reviewed and approves the process I have recommended.

Hamed v. Yusuf, et al.  
Civil No. SX-12-CV-370  
Page 11

Respectfully submitted this 31<sup>st</sup> day of May, 2016.

**DUDLEY, TOPPER and FEUERZEIG, LLP**

By:   
Gregory W. Hodges (V.I. Bar No. 174)  
1000 Frederiksberg Gade - P.O. Box 756  
St. Thomas, VI 00804  
Telephone: (340) 715-4405  
Telefax: (340) 715-4400  
E-mail: [ghodges@dtflaw.com](mailto:ghodges@dtflaw.com)

Attorneys for Liquidating Partner

**CERTIFICATE OF SERVICE**

I hereby certify that on this 31<sup>st</sup> day of May, 2016, I caused the foregoing **Liquidating Partner's Eighth Bi-Monthly Report** to be served upon the following via e-mail:

Joel H. Holt, Esq.  
**LAW OFFICES OF JOEL H. HOLT**  
2132 Company Street  
Christiansted, V.I. 00820  
Email: [holtvi@aol.com](mailto:holtvi@aol.com)

Carl Hartmann, III, Esq.  
5000 Estate Coakley Bay, #L-6  
Christiansted, VI 00820  
Email: [carl@carlhartmann.com](mailto:carl@carlhartmann.com)

Mark W. Eckard, Esq.  
Eckard, P.C.  
P.O. Box 24849  
Christiansted, VI 00824  
Email: [mark@markeckard.com](mailto:mark@markeckard.com)

Jeffrey B.C. Moorhead, Esq.  
C.R.T. Building  
1132 King Street  
Christiansted, VI 00820  
Email: [jeffreymlaw@yahoo.com](mailto:jeffreymlaw@yahoo.com)

The Honorable Edgar A. Ross  
Email: [edgarrossjudge@hotmail.com](mailto:edgarrossjudge@hotmail.com)



DUDLEY, TOPPER  
AND FEUERZEIG, LLP  
1000 Frederiksberg Gade  
P.O. Box 756  
St. Thomas, U.S. VI. 00804-0756  
(340) 774-4422

IN THE SUPERIOR COURT OF THE VIRGIN ISLANDS  
 DIVISION OF ST. THOMAS AND ST. JOHN

\*\*\*\*

UNITED CORPORATION  
 d/b/a PLAZA EXTRA,  
 Plaintiff,  
 v.  
 TUTU PARK LIMITED  
 Defendant.  
 CASE NO. ST-1997-CV-097  
 ACTION FOR BREACH  
 OF CONTRACT  
 JURY TRIAL DEMANDED

UNITED CORPORATION  
 d/b/a PLAZA EXTRA,  
 Plaintiff,  
 v.  
 TUTU PARK LIMITED  
 Defendant.  
 CASE NO. ST-2006-CV-353  
 ACTION FOR DAMAGES  
 AND INDEMNITY

**ORDER**

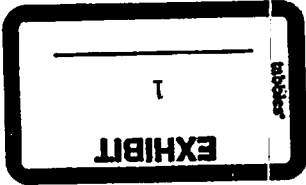
This matter is before the Court *su sponte*.<sup>1</sup> During a status conference on November 16, 2015, this matter was scheduled for jury selection on October 31, 2016. The Court granted the parties' request for an additional 90-day stay of this case in order to facilitate settlement negotiations. The parties were informed that the Court would fix pretrial deadlines at the expiration of the 90-day stay. The 90-day stay has now expired.

Accordingly, it is

**ORDERED** that this matter remains scheduled for jury selection on October 31, 2016, at 9:00 a.m. in Courtroom III; and it is further

**ORDERED** that, on or before September 26, 2016, Plaintiff shall submit its portion of the Joint Final Pretrial Order to Defendant in accordance with LRCI 16.1 and Appendix I to LRCI 16.1;<sup>2</sup> and it is further

<sup>1</sup> Case Nos. ST-1997-CV-097 and ST-2006-CV-353 were consolidated by Court Order dated January 10, 2007. <sup>2</sup> Local Rule of Civil Procedure 16.1 applies to this proceeding as a rule of last resort through the operation of Superior Court Rule 7. *Sweeney v. Ombras*, 60 V.I. 438, 442 (V.I. 2014). The Court elects to rely on the well-developed framework provided by LRCI 16.1 due to the absence of same from the Superior Court Rules.



United Corp. v. Tutu Park, Ltd., Case No. ST-1997-CV-097  
United Corp. v. Tutu Park, Ltd., Case No. ST-2006-CV-353  
Page 2 of 2  
Order

**ORDERED** that, on or before October 3, 2016, Defendant shall submit its portion of the Joint Final Pretrial Order to Plaintiff in accordance with LRCi 16.1 and Appendix 1 to LRCi 16.1; and it is further

**ORDERED** that the parties' fully completed and integrated Joint Final Pretrial Order in accordance with LRCi 16.1 and Appendix 1 to LRCi 16.1 and signed by both parties shall be filed with the Court by Plaintiff's attorney on or before October 17, 2016; and it is further

**ORDERED** that this matter is scheduled for a final pretrial conference on October 24, 2016 at 9:45 a.m. in Courtroom III; and it is further

**ORDERED** that a copy of this Order shall be directed to Attorney Carl A. Eeckstedt, III, counsel for Plaintiff, and to Attorney Charles S. Russell, Jr., counsel for Defendant.


Dated: February 19, 2016

ATTEST:

Estrella H. George  
Acting Clerk of the Court

By: 

Lori Boynes-Tyson  
Court Clerk Supervisor 2/22/16

  
DENISE M. FRANCOIS  
Judge of the Superior Court  
of the Virgin Islands

CERTIFIED A TRUE COPY

DATE: 2/22/16

ESTRELLA H. GEORGE  
Acting Clerk of the Court

By: 

Camell A. Clarke  
Court Clerk II

**IN THE SUPERIOR COURT OF THE VIRGIN ISLANDS  
DIVISION OF ST. THOMAS AND ST. JOHN**

|  |   |                             |
|--|---|-----------------------------|
| <b>MOHAMMED HAMED and KAC357, INC., d/b/a<br/>PLAZA EXTRA,</b> | ) |                             |
|  | ) |                             |
| Plaintiffs,  | ) | CASE NO. ST-2001-CV-0000361 |
| vs.  | ) | ACTION FOR BREACH OF        |
|  | ) | CONTRACT                    |
| <b>TUTU PARK LIMITED and P.I.D., INC.,</b>                     | ) |                             |
|  | ) | JURY TRIAL DEMANDED         |
| Defendants.  | ) |                             |
|  | ) |                             |

**THIRD AMENDED SCHEDULING ORDER**

By Order dated February 19, 2016, this Court directed the parties<sup>1</sup> to meet and confer and draft a proposed third amended scheduling order within fourteen (14) days of entry of the Order. This Court having received and reviewed the parties' proposed Third Amended Scheduling Order filed on March 4, 2016 along with their Revised version filed on April 8, 2016, it is

**ORDERED** that the Second Amended Scheduling Order issued by the Court on February 24, 2015 is hereby **AMENDED**, and the parties shall adhere to the following schedule in this matter:

1. All Supplementary Responses to written discovery shall be filed in accordance with the time limits set forth in the Federal Rules of Civil Procedure;
2. All factual depositions have been completed;
3. Any reply by Plaintiffs to Defendants TPL and PID's March 29, 2016 Opposition to former Plaintiff United Corporation's Motion for Partial Summary Judgment shall be filed **on or before April 15, 2016**;
4. Plaintiffs' experts shall be identified and copies of their reports, and Rule 26(a)(2)(B) and Rule 26(a)(2)(C) materials shall be served upon Defendants **on or before May 27, 2016**;
5. Defendants' experts shall be identified and copies of their reports, and Rule 26(a)(2)(B) and Rule 26(a)(2)(C) materials shall be served on Plaintiffs **on or before July 8, 2016**;
6. All experts' depositions shall be completed **on or before August 12, 2016**;
7. Mediation shall be completed **on or before September 23, 2016**;
8. *Daubert* motions, together with supporting brief, and any motions for summary judgment, shall be filed and served **on or before September 2, 2016**. The parties do not agree on whether summary judgment motions may be filed following remand from the V.I. Supreme Court, and what issues they may address. It is Plaintiffs' position that such motions must be limited to

<sup>1</sup> Plaintiffs are represented by John K. Dema, Esquire, and the Defendants are represented by Moore Dodson & Russell, P.C. (J. Daryl Dodson, of counsel).

**EXHIBIT**

matters that are unrelated to expert testimony and were not addressed in previous motion practice. It is Defendants' position that the Court should decide what issues may be addressed, in conformity with the V.I. Supreme Court's decision and instructions on remand, by ruling on the summary judgment motions ultimately submitted by the parties, and not through an advance ruling on what those motions may or may not contain. The parties reserve all rights and defenses in this regard;

9. Any brief in opposition to *Daubert* motions shall be filed and served **on or before September 21, 2016**, and replies shall be filed and served **on or before September 28, 2016**;

10. In accordance with LRCi 16.1 and Appendix I to LRCi 16.1, Plaintiffs shall submit their portion of the Joint Final Pretrial Order to Defendants **on or before October 28, 2016**;

11. In accordance with LRCi 16.1 and Appendix I to LRCi 16.1, Defendants shall submit their portion of the Joint Final Pretrial Order to Plaintiffs **on or before November 4, 2016**; and

12. The parties' Joint Final Pretrial Order, fully completed and integrated in accordance with LRCi 16.1 and Appendix I to LRCi 16.1 and signed by both parties, shall be filed with the Court by Plaintiffs **on or before November 11, 2016**; and it is further

**ORDERED** that this matter is hereby scheduled for a **final pre-trial conference on Wednesday, January 18, 2017 at 9:30 a.m. in Courtroom III**; and it is further

**ORDERED** that all motions in *limine* shall be filed at least **twenty-one (21) days** prior to the date on which the trial is scheduled to commence; and it is further

**ORDERED** that this matter is hereby scheduled for **jury selection on Monday, January 23, 2017 at 9:00 a.m.** with trial to commence sometime during the following three-week jury period; and it is further

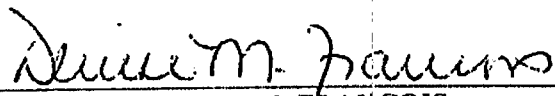
**ORDERED** that this Third Amended Scheduling Order shall not be modified except with good cause shown and the Court's approval; and it is further

**ORDERED** that a copy of this Third Amended Scheduling Order shall be directed to John K. Dema, Esquire, and Moore, Dodson & Russell, P.C. (Treston E. Moore, of counsel).

DATED: April 18, 2016  
*Nunc Pro Tunc* to March 4, 2016

ATTEST:  
**ESTRELLA H. GEORGE**  
Acting Clerk of the Court

BY: \_\_\_\_\_  
**LORI BOYNES-TYSON**  
Court Clerk Supervisor \_\_\_\_/\_\_\_\_/\_\_\_\_

  
\_\_\_\_\_  
**DENISE M. FRANCOIS**  
Judge of the Superior Court of the Virgin Islands





P.O. Box 763  
Christiansted, VI 00821

May 17, 2016

Joel Holt, Esq. P.C.  
2132 Company Street, Suite 2  
Christiansted, VI 00820

Dear Joel,


This letter accompanies my first submission of responses to document requests and questions from Vizcaino Zomerfeld (VZ). At this point I must point out the burdensome, time-consuming and expensive nature of these document requests. After reviewing my responses, you can decide yourself whether any of them serve in winding up the Partnership.

In our very first meeting with VZ in your office, I challenged the very extensive nature of the initial document request. Betty Martin, VZ Partner verbally backed off the initial request some. When I asked her about the scope of VZ's review, the answer was vague and you even questioned that scope in a later conversation with me in your office. We did establish that the scope did not include a full audit as I made it clear we did not have the resources for such work.

I suggested a less burdensome and more productive approach that Betty and her team thought could be implemented. The suggestion was to assign a junior level auditor who would work along with me. That was before the St. Thomas store auction. After the auction our challenge was overwhelming and would have likely crashed except for the assistance from Humphrey Caswell, former PE St. Thomas Controller.

Admittedly, there was a long gap between our initial meeting in March 2015 and beginning VZ field work in January 2016. During that gap, we completed the Kauffman Rossin DOJ review while I continued receiving extensive accounting record requests from VZ. But due to the extended time between the first and second meetings, I was able to provide most of the records. But doing so was so burdensome, time-consuming and expensive that I recommended again that I provide all accounting databases augmented with 6 month increments of original records. In other words, I would deliver 6 months of original records and upon review completion I would deliver the next 6 months and pick up the first 6 months.

To date the first 6 months of original records have not been returned nor have you requested the next 6 months. During our meeting in January 2016, I suggested again that someone be assigned to work closely with me, especially in response to VZ's request for detailed till stat reports. Instead of requesting the provision hundreds of detailed till stat reports, have someone from your team work with me to review a handful of such reports. Once done, I was confident VZ would conclude that reviewing hundreds was unnecessary just as Kauffman Rossin did during their review.



Keep in mind, the Hameds controlled the cash rooms and managed the cash registers in all three stores during my entire time with the company. The Yusufs were much less involved in this area and although I implemented the "sales journal" system, I had no indication that there were any weaknesses or other issues in the Hameds' management of the cash rooms and registers. Once someone from VZ duplicates the documents contained in the daily sales journals and the integrity therein, I'm confident they would see that a document request for hundreds of till statement detail reports is non-productive and unnecessarily time-consuming and expensive.

Similarly, the extensive requests for documents supporting expenditures including cancelled checks are questionable knowing that no payments were made without signatures from a member of each family. If the Hameds disputed an item, they simply refused to sign the check. Admittedly, we aren't able to provide many cancelled checks. Once you review my responses, you should clearly understand why. In view of the extent to which I've provided original bank records though, I question the intent behind continued requests for cancelled checks or bank statements that VZ knows we don't have, either because the Hameds retained possession or banks refused to provide them.

Your recent document requests and inquiries submitted last week appear to be legitimate as VZ has challenged or questioned some of my accounting decisions in winding up the Partnership. While I don't object to being challenged, I would like to say that I put off having to make some decisions as long as possible. I mentioned this in my meetings with VZ as well. The very request for VZ to assign someone to work with me was so we could discuss and make joint decisions on nominal issues.

For instance, after the March 8, 2015 East/West split there were employee loans that were extremely difficult to track and collect. Employees who owed money at PE East transferred to PE West and vice versa. While I offered to provide and may have even sent details to PE West, I assumed that some loans simply would not be collected. Or that if they were collected, I might not be informed of it as in the case of 3 payments by one employee at PE West who we followed up on a few months ago. Therefore, I made the decision to write them off with the plan of revisiting them when time allowed. There are adjustments (credits) however small that are due to the Partnership. But the time it takes to research these credits is being consumed in otherwise burdensome, time-consuming and expensive document requests.

With the provision of what I've done so far, I plan to take a leave of absence from any other work for the Partnership related to these document requests for at least one month in order to tend to other emergencies, many of which relate to the Partnership. Refer to my documents of ongoing PE challenges with taxing authorities which are being ignored due to VZ document requests.

Also, I request for VZ to return the original records consisting of the sales journals for PE East and West for the first 6 months of 2013 and after one month for VZ to assign someone who can work on premises (Plaza East) with original records to avoid the burdensome task of providing electronic copies. As you know, Section 9, Step 4 of the Plan simply provides that "Hamed's accountant shall be allowed to view all partnership accounting information from January 2012 to

present..." To date, no one has been denied access to original records that we possess. Under the pending VZ requests, instead of being "allowed to view" the relevant partnership accounting information, I am being effectively requested to gather and spoon feed that information to VZ. I respectfully submit that my proposal to have a VZ accountant work on premises with the original records is much more consistent with the information access contemplated by the Plan than the process of my responding to the myriad information requests submitted by VZ.

The Master has reviewed and approves the process I have recommended.

Sincerely,

  
John Gaffney





# **Exhibit D**

**IN THE SUPERIOR COURT OF THE VIRGIN ISLANDS  
DIVISION OF ST. CROIX**

|  |   |                          |
|--|---|--------------------------|
| WALEED HAMED, as Executor of the           | ) |                          |
| Estate of MOHAMMAD HAMED,                  | ) |                          |
|  | ) |                          |
| Plaintiff/Counterclaim Defendant,          | ) | CIVIL NO. SX-12-CV-370   |
| v.   | ) |                          |
| FATHI YUSUF and UNITED CORPORATION,        | ) | ACTION FOR INJUNCTIVE    |
|  | ) | RELIEF, DECLARATORY      |
|  | ) | JUDGMENT, AND            |
| Defendants/Counterclaimants,               | ) | PARTNERSHIP DISSOLUTION, |
| v.   | ) | WIND UP, AND ACCOUNTING  |
|  | ) |                          |
| WALEED HAMED, WAHEED HAMED,                | ) |                          |
| MUFEED HAMED, HISHAM HAMED, and            | ) |                          |
| PLESSEN ENTERPRISES, INC.,                 | ) |                          |
| <u>Additional Counterclaim Defendants.</u> | ) | Consolidated With        |
| WALEED HAMED, as Executor of the           | ) |                          |
| Estate of MOHAMMAD HAMED,                  | ) |                          |
|  | ) |                          |
|  | ) | CIVIL NO. SX-14-CV-287   |
|  | ) |                          |
|  | ) | ACTION FOR DAMAGES AND   |
| Plaintiff,                                 | ) | DECLARATORY JUDGMENT     |
| v.   | ) |                          |
| UNITED CORPORATION,                        | ) |                          |
|  | ) |                          |
|  | ) |                          |
|  | ) |                          |
| Defendant.                                 | ) |                          |
| WALEED HAMED, as Executor of the           | ) |                          |
| Estate of MOHAMMAD HAMED,                  | ) | CIVIL NO. SX-14-CV-278   |
|  | ) |                          |
|  | ) | ACTION FOR DEBT AND      |
|  | ) | CONVERSION               |
| Plaintiff,                                 | ) |                          |
| v.   | ) |                          |
| FATHI YUSUF,                               | ) |                          |
|  | ) |                          |
|  | ) |                          |
| Defendant.                                 | ) |                          |
| FATHI YUSUF and                            | ) |                          |
| UNITED CORPORATION,                        | ) | CIVIL NO. ST-17-CV-384   |
|  | ) |                          |
|  | ) | ACTION TO SET ASIDE      |
| Plaintiffs,                                | ) | FRAUDULENT TRANSFERS     |
| v.   | ) |                          |
| THE ESTATE OF MOHAMMAD HAMED,              | ) |                          |
| Waleed Hamed as Executor of the Estate of  | ) |                          |
| Mohammad Hamed, and                        | ) |                          |
| THE MOHAMMAD A. HAMED LIVING TRUST,        | ) |                          |
|  | ) |                          |
|  | ) |                          |
| Defendants.                                | ) |                          |
|  | ) |                          |
|  | ) |                          |

**SUPPLEMENTAL RESPONSES  
TO HAMED'S DISCOVERY AS TO  
INTERROGATORY NO. 21,  
REQUEST TO ADMIT NO. 22 AND  
REQUEST FOR PRODUCTION OF DOCUMENTS NO. 13**

Defendant/Counterclaimants Fathi Yusuf ("Yusuf") and United Corporation ("United")(collectively, the "Defendants") through their attorneys, Dudley, Topper and Feuerzeig, LLP, hereby provide their Supplemental Responses to Hamed's Interrogatory No. 21, Request to Admit No. 22 and Request for Production of Documents No. 13 (collectively the "Discovery") as follows:

**GENERAL OBJECTIONS**

Defendants incorporate by reference as if fully set forth herein verbatim their General Objections as set forth in their initial Responses and Objections to the Discovery filed on May 15, 2018.

**SUPPLEMENTAL RESPONSES TO DISCOVERY**

**Interrogatory 21 of 50:**

Interrogatory 21 of 50 relates to Claim No. H-142 (old Claim No. 490): "Half acre in Estate Tutu," as described in Hamed's November 16, 2017 Motion for a Hearing Before Special Master, Exhibit 3 and the September 28, 2016 JVZ Engagement Report and Exhibits.

With respect to Claim No. H-142, state in detail how this half acre in Estate Tutu was purchased and what funds were used, the source of those funds and any discussions or agreements about the

funds or the purchase, with reference to all applicable documents, communications and witnesses.

**Supplemental Response:**

Defendants show that all documents relating to the purchase of the half acre in Estate Tutu are those documents, which have already been provided in this case including the Warranty Deed and the First Priority Mortgage. Further responding, Defendants show that Mr. Yusuf is out of the country until August 18, 2018 and to the extent that any additional information is required of him, Defendants are unable to provide that information at this time, but will readily supplement as soon as he is available.

**Request to Admit 22 of 50:**

Requesting to admit number 22 of 50 relates to Claim H-142 (old Claim No. 490) as described in Hamed's November 16, 2017 Motion for a Hearing Before Special Master as "Half acre in Estate Tutu."

Admit or deny that the Partnership (or Hamed and Yusuf) did provide the funds for the purchase of this land referenced Claim H-142, "Half acre in Estate Tutu," by using income from the Plaza Extra stores.

**Supplemental Response:**

Admit.



**RFPDs 13 of 50:**

Request for the Production of Documents, 13 of 50, relates to H-142 (old Claim No. 490): "Half acre in Estate Tutu."

With respect to H-142, please provide all documents which relate to this entry – particularly (but not limited to) all underlying documents relating to the source of funds for the purchase of this property if it was other than income from the stores.

**Supplemental Response:**

Defendants show that all documents in their possession, custody or control have already been produced (warranty deed, first priority mortgage and deed in lieu of foreclosure with accompanying tax clearance letter from Mohammad Hamed). Further responding, Defendants show that there are no documents responsive to this request to the extent it seeks documents reflecting sources of funds for the purchase other than income from the stores.

**DUDLEY, TOPPER AND FEUERZEIG, LLP**

DATED: July 19<sup>th</sup>, 2018

By: 

**CHARLOTTE K. PERRELL**

(V.I. Bar #1281)

Law House

1000 Frederiksberg Gade - P.O. Box 756

St. Thomas, VI 00804-0756

Telephone: (340) 715-4422

Facsimile: (340) 715-4400

E-Mail: [cperrell@dtflaw.com](mailto:cperrell@dtflaw.com)

*Attorneys for Fathi Yusuf and United  
Corporation*

**CERTIFICATE OF SERVICE**


It is hereby certified that on this 19<sup>th</sup> day of July, 2018, I caused the foregoing a true and exact copy of the foregoing **SUPPLEMENTAL RESPONSES TO HAMED'S INTERROGATORY NO. 21, REQUEST TO ADMIT NO. 22 AND REQUEST FOR PRODUCTION OF DOCUMENTS NO. 13** to be served upon the following via Case Anywhere docketing system:

Joel H. Holt, Esq.  
**LAW OFFICES OF JOEL H. HOLT**  
2132 Company, V.I. 00820  
Email: [joelholtpc@gmail.com](mailto:joelholtpc@gmail.com)

Carl Hartmann, III, Esq.  
5000 Estate Coakley Bay, #L-6  
Christiansted, VI 00820  
Email: [carl@carlhartmann.com](mailto:carl@carlhartmann.com)

Mark W. Eckard, Esq.  
**HAMM & ECKARD, LLP**  
5030 Anchor Way – Suite 13  
Christiansted, St. Croix  
U.S. Virgin Islands 00820-4692  
E-Mail: [mark@markeckard.com](mailto:mark@markeckard.com)

Jeffrey B.C. Moorhead, Esq.  
C.R.T. Building  
1132 King Street  
Christiansted, St. Croix  
U.S. Virgin Islands 00820  
E-Mail: [jeffreymlaw@yahoo.com](mailto:jeffreymlaw@yahoo.com)



# **Exhibit E**

## Charlotte Perrell

---

**From:** Kim Japinga <[kim@japinga.com](mailto:kim@japinga.com)>  
**Sent:** Thursday, December 20, 2018 12:03 PM  
**To:** Charlotte Perrell; [Carl@hartmann.attorney](mailto:Carl@hartmann.attorney)  
**Cc:** Gregory Hodges; [kim@japinga.com](mailto:kim@japinga.com)  
**Subject:** RE: Charlotte ?????? Are you there? 11 am AST conf ?

Good morning, Charlotte,

We don't need to meet tomorrow, as we are filing a motion to compel now. So, no meeting tomorrow.

Thanks, Kim

**From:** Charlotte Perrell <[Cperrell@dtflaw.com](mailto:Cperrell@dtflaw.com)>  
**Sent:** Thursday, December 20, 2018 10:33 AM  
**To:** [Carl@hartmann.attorney](mailto:Carl@hartmann.attorney)  
**Cc:** Gregory Hodges <[Ghodges@dtflaw.com](mailto:Ghodges@dtflaw.com)>; Japinga, Kim <[kim@japinga.com](mailto:kim@japinga.com)>  
**Subject:** Re: Charlotte ?????? Are you there? 11 am AST conf ?

Carl and Kim,

I am in a meeting and I had this down for tomorrow-Friday at 11 AST. My apologies if I had the wrong day. I am a bit tied up today but can still make the time tomorrow.

Charlotte

Sent from my iPhone

On Dec 20, 2018, at 11:19 AM, Carl Hartmann <[carl@carlhartmann.com](mailto:carl@carlhartmann.com)> wrote:

We called into DTF and they could not locate you.

Are you available?

Carl

**CARL J. HARTMANN III**  
WEBSITE : [WWW.HARTMANN.ATTORNEY](http://WWW.HARTMANN.ATTORNEY)  
EMAIL: [CARL@HARTMANN.ATTORNEY](mailto:CARL@HARTMANN.ATTORNEY)  
ALL FAXES: (202) 403-3750  
D.C. TELEPHONE: (202) 518-2970  
USVI TELEPHONE: (340) 642-4422

**IN THE SUPERIOR COURT OF THE VIRGIN ISLANDS  
DIVISION OF ST. CROIX**

|  |   |                          |
|--|---|--------------------------|
| WALEED HAMED, as Executor of the           | ) |                          |
| Estate of MOHAMMAD HAMED,                  | ) |                          |
|  | ) |                          |
| Plaintiff/Counterclaim Defendant,          | ) | CIVIL NO. SX-12-CV-370   |
| v.   | ) |                          |
|  | ) |                          |
| FATHI YUSUF and UNITED CORPORATION,        | ) | ACTION FOR INJUNCTIVE    |
|  | ) | RELIEF, DECLARATORY      |
|  | ) | JUDGMENT, AND            |
| Defendants/Counterclaimants,               | ) | PARTNERSHIP DISSOLUTION, |
| v.   | ) | WIND UP, AND ACCOUNTING  |
|  | ) |                          |
| WALEED HAMED, WAHEED HAMED,                | ) |                          |
| MUFEED HAMED, HISHAM HAMED, and            | ) |                          |
| PLESSEN ENTERPRISES, INC.,                 | ) |                          |
|  | ) |                          |
| <u>Additional Counterclaim Defendants.</u> | ) | Consolidated With        |
|  | ) |                          |
| WALEED HAMED, as Executor of the           | ) |                          |
| Estate of MOHAMMAD HAMED,                  | ) |                          |
|  | ) |                          |
| Plaintiff,                                 | ) | CIVIL NO. SX-14-CV-287   |
| v.   | ) |                          |
|  | ) |                          |
| UNITED CORPORATION,                        | ) | ACTION FOR DAMAGES AND   |
|  | ) | DECLARATORY JUDGMENT     |
| <u>Defendant.</u>                          | ) |                          |
|  | ) |                          |
| WALEED HAMED, as Executor of the           | ) |                          |
| Estate of MOHAMMAD HAMED,                  | ) |                          |
|  | ) |                          |
| Plaintiff,                                 | ) | CIVIL NO. SX-14-CV-278   |
| v.   | ) |                          |
|  | ) |                          |
| FATHI YUSUF,                               | ) | ACTION FOR DEBT AND      |
|  | ) | CONVERSION               |
| <u>Defendant.</u>                          | ) |                          |

**YUSUF’S OPPOSITION TO HAMED’S MOTION TO COMPEL  
AS TO HAMED CLAIM – H-150 AND 160 – UNITED SHOPPING CENTER’S GROSS  
RECEIPT TAXES AND Y-5 – REIMBURSE UNITED FOR GROSS RECEIPT TAXES**

Defendant/counterclaimant Fathi Yusuf (“Yusuf”), through his undersigned counsel, respectfully submits this Opposition to Hamed’s Motion to Compel as to Hamed Claim – H-150 and 160 – United Shopping Center’s Gross Receipt Taxes and Y-5 – Reimburse United for Gross Receipt Taxes as follows:

**I. Part of the Partnership Arrangement was for it to pay Gross Receipt Taxes of United.**

Yusuf has explained that under the business agreement between himself and Hamed that they agreed to divide the net profits from the grocery store operations on a 50-50 basis after deduction for rent and other expenses to be paid to United. One of those expenses was the gross receipt taxes of United. Hamed’s Interrogatory 16 asked why and what “leads Yusuf to believe and assert that he continued to have Hamed’s consent to such payments after September 17, 2012.”

Yusuf responded stating:

...

Further responding, Yusuf submits that in his earlier declaration he explained that “[u]nder the business agreement between Hamed and me that I now describe as a partnership, profits would be divided 50-50 after deduction for rent owed to United, among other expenses” and that “[u]nder our agreement, I was the person responsible for making all decisions regarding when the reconciliation would take place” and that Yusuf had the discretion to determine when the reconciliation would take place. *See* August 12, 2014 Yusuf Declaration, p. 2. There is no reason for Yusuf to believe that this discretion, consistent with the manner in which the partnership operated from its inception, would not continue in the same manner until its dissolution. This belief and understanding has been further confirmed with Yusuf’s designation as the Liquidating Partner under the Final Wind Up Plan of the Plaza Extra Partnership adopted by the Court by Order dated January 7, 2015. Finally, the filing of Hamed’s lawsuit on September 17, 2012 did not enable him to continue receiving the benefits of the partnership without the burdens he agreed to from the outset.

See **Exhibit A** – Yusuf's Responses to Interrogatory No. 16.<sup>1</sup>

The dissolution process requires the maintenance of the *status quo* while the winding up of the Partnership proceeds. Maintenance of the *status quo* requires the payment of expenses and debts of the Partnership. The agreement between the Partners was for them to split the net profits from the grocery store business after paying various expenses including rent to United and other expenses including United's gross receipts. The dissolution process did not change the expenses the Partnership agreed to incur. Recall, the Partnership benefited from a reduced rental rate and flexibility as to when to pay rent so as to preserve liquidity. Payment of United's gross receipt taxes and other expenses, coupled with a reduced rental rate is not unusual and similar to expenses incurred in a triple net lease, whereby the tenant or lessee promises to pay all the expenses of the property including real estate taxes, building insurance, and maintenance which are in addition to the fees for rent and utilities. Hence, Yusuf's response that there is no reason for him to believe that the terms of the Partnership agreement would not continue through the litigation and during wind up process. Therefore, Yusuf has fully responded to this Interrogatory and there is nothing further to be compelled to state.

Further, Hamed attempts to create the narrative that Yusuf ignored a Rule 37 letter or agreed to provide documents and then in support of this false narrative references a number of letters submitted by Hamed as Exhibits 3 through 8 to his Motion. However, Yusuf shows that this is incorrect and disingenuous. There is absolutely nothing anywhere in Hamed's Exhibits 3, 4, 5, 6, 7 or 8 that even reference Interrogatory No. 16 or some deficiency by Yusuf. After

---

<sup>1</sup> Yusuf maintains his objection to the Interrogatory as vague, ambiguous, and compound in violation of the total number of interrogatories allowable.

misleadingly referencing Exhibits 3 through 8 in an effort to improperly demonstrate repeated attempts by Hamed to secure information, Hamed then states “the parties had some passing conversations but nothing was documented in writing.”<sup>2</sup> If nothing was documented in writing—why does Hamed reference and attach five exhibits that have nothing to do with the discovery at issue? Rather, the first substantive time that there was any issue raised as to any alleged deficiency as to Interrogatory No. 16 was on October 3, 2019. Hamed had failed to submit his Rule 37 letter within sufficient time to provide Yusuf with 14 days to respond under the rules but requested a truncated time to review and discuss. Although under no obligation to do so, Yusuf obliged so as to keep the scheduling order that the parties had submitted to the Master for filing motions to compel by October 15, 2019. Again, both counsel were attempting to cooperate with each other and yet, adhere to the deadlines of the proposed scheduling order to file motions to compel. Nonetheless, Yusuf shows that there has been no lingering attempt to ignore any specific deficiency or unilateral attempt to avoid response.<sup>3</sup>

## CONCLUSION

Yusuf's Response to Interrogatory 16 was proper and Yusuf respectfully requests that Hamed's Motion be denied.

---

<sup>2</sup> Hamed attempts to reference that Interrogatory 41 is at issue but it likewise does not appear to be the subject of a Rule 37 letter. At best, Hamed simply states in his Exhibit 6 – that Interrogatory 41 is ready for a motion. However, there appears to be no Rule 37 letter setting for the alleged deficiency attached to the Motion to Compel. Yusuf's response to Interrogatory 41 was to incorporate his response to Interrogatory 16.

<sup>3</sup> Hamed continues to assert that counsel for Yusuf's inadvertent mis-scheduling of a conference call reflects some type of deliberate attempt to ignore or evade communication with counsel for Hamed. As explained previously, Counsel for Yusuf mistakenly mis-scheduled the call for the following day (a Friday, which had been the parties standing time for weekly meetings regarding open issues in this case) and upon learning of the mistake immediately attempted to contact counsel for Hamed and reschedule for the following day to which Counsel for Hamed refused. See **Exhibit B** - Email communication on December 20, 2018 at 10:33 a.m. from Counsel for Yusuf to Counsel for Hamed.



Respectfully submitted,

**DUDLEY NEWMAN FEUERZEIG LLP**

**DATED:** November 4, 2019

By: /s/Charlotte K. Perrell  
**GREGORY H. HODGES** (V.I. Bar No. 174)  
**CHARLOTTE K. PERRELL** (V.I. Bar No. 1281)  
P.O. Box 756-0756  
St. Thomas, VI 00804  
Telephone: (340) 715-7750  
Facsimile: (340) 715-4400  
E-Mail: [ghodges@dnfvi.com](mailto:ghodges@dnfvi.com)  
[cperrell@dnfvi.com](mailto:cperrell@dnfvi.com)

Attorneys for Fathi Yusuf and United Corporation

**CERTIFICATE OF SERVICE**

I hereby certify that on this 4<sup>th</sup> day of November, 2019, I caused the foregoing **Yusuf's Opposition to Hamed's Motion to Compel as to Hamed Claim – H-150 and 160 – United Shopping Center's Gross Receipt Taxes and Y-5 – Reimburse United for Gross Receipt Taxes** which complies with the page and word limitations of Rule 6-1(e), to be served upon the following via the Case Anywhere docketing system:

Joel H. Holt, Esq.  
**LAW OFFICES OF JOEL H. HOLT**  
2132 Company Street  
Christiansted, V.I. 00820  
Email: [holtvi.plaza@gmail.com](mailto:holtvi.plaza@gmail.com)

Carl Hartmann, III, Esq.  
5000 Estate Coakley Bay, #L-6  
Christiansted, VI 00820  
Email: [carl@carlhartmann.com](mailto:carl@carlhartmann.com)

Mark W. Eckard, Esq.  
Eckard, P.C.  
P.O. Box 24849  
Christiansted, VI 00824  
Email: [mark@markeckard.com](mailto:mark@markeckard.com)

Jeffrey B.C. Moorhead, Esq.  
C.R.T. Building  
1132 King Street  
Christiansted, VI 00820  
Email: [jeffreymlaw@yahoo.com](mailto:jeffreymlaw@yahoo.com)

The Honorable Edgar D. Ross  
Email: [edgarrossjudge@hotmail.com](mailto:edgarrossjudge@hotmail.com)

/s/Charlotte K. Perrell

*Hamed v. Yusuf, SX-12-CV-370*

*Yusuf's Opposition to Hamed's Motion to Compel as to Hamed Claim – H-150 and 160 –  
United Shopping Center's Gross Receipt Taxes and Y-5 – Reimburse United for Gross Receipt  
Taxes*

Page 7

# **Exhibit A**

## RESPONSES TO INTERROGATORIES

### Interrogatory 16 of 50:

Interrogatory 16 of 50 relates to Y-5: "Reimburse United for Gross Receipt Taxes," H-150 (old Claim No. 3002a) and H-160 (old Claim No. Exhibit A-H): "United Shopping Center's gross receipts taxes," H-152 (old Claim No. 3008a): "United's corporate franchise taxes and annual franchise fees," and H-153 (old Claim No. 3009a): "Partnership funds used to pay United Shopping Center's property insurance.

State with specificity why, assuming that Yusuf is correct that Hamed had agreed that the Partnership would pay the separate (non-partnership-related) United Corporation costs for such things as GRT taxes, franchise taxes and fees, property insurance, etc., -- what facts, conversations, writings, communications or other information or documents leads Yusuf to believe and assert that he continued to have Hamed's consent as to such payments after September 17, 2012, despite a lawsuit filed by Hamed seeking to stop Yusuf's involvement in the Partnership, with a claim of outright theft by Hamed, as well as Yusuf's denial of the existence of a partnership, attempted removal of the Hameds from the stores by Yusuf and letters from Hamed and his counsel stating that various of the unilateral uses of funds, payments and actions were henceforth denied and actionable?

### Response:

Defendants object to this interrogatory as vague, ambiguous, and compound such that the total number of interrogatories together with their sub parts and other discovery exceeds the maximum allowable number of interrogatories under the JDSP and violates both the spirit and the terms of the JDSP limiting the number of interrogatory questions.



Further responding, Yusuf submits that in his earlier declaration he explained that “[u]nder the business agreement between Hamed and me that I now describe as a partnership, profits would be divided 50-50 after deduction for rent owed to United, among other expenses” and that “[u]nder our agreement, I was the person responsible for making all decisions regarding when the reconciliation would take place” and that Yusuf had the discretion to determine when the reconciliation would take place. *See* August 12, 2014 Yusuf Declaration, p. 2. There is no reason for Yusuf to believe that this discretion, consistent with the manner in which the partnership operated from its inception, would not continue in the same manner until its dissolution. This belief and understanding has been further confirmed with Yusuf’s designation as the Liquidating Partner under the Final Wind Up Plan of the Plaza Extra Partnership adopted by the Court by Order dated January 7, 2015. Finally, the filing of Hamed’s lawsuit on September 17, 2012 did not enable him to continue receiving the benefits of the partnership without the burdens he agreed to from the outset.



*Hamed v. Yusuf, SX-12-CV-370*

*Yusuf's Opposition to Hamed's Motion to Compel as to Hamed Claim – H-150 and 160 –  
United Shopping Center's Gross Receipt Taxes and Y-5 – Reimburse United for Gross Receipt  
Taxes*

Page 8

# **Exhibit B**

## Charlotte Perrell

---

**From:** Kim Japinga <[kim@japinga.com](mailto:kim@japinga.com)>  
**Sent:** Thursday, December 20, 2018 12:03 PM  
**To:** Charlotte Perrell; [Carl@hartmann.attorney](mailto:Carl@hartmann.attorney)  
**Cc:** Gregory Hodges; [kim@japinga.com](mailto:kim@japinga.com)  
**Subject:** RE: Charlotte ?????? Are you there? 11 am AST conf ?

Good morning, Charlotte,

We don't need to meet tomorrow, as we are filing a motion to compel now. So, no meeting tomorrow.

Thanks, Kim

**From:** Charlotte Perrell <[Cperrell@dtflaw.com](mailto:Cperrell@dtflaw.com)>  
**Sent:** Thursday, December 20, 2018 10:33 AM  
**To:** [Carl@hartmann.attorney](mailto:Carl@hartmann.attorney)  
**Cc:** Gregory Hodges <[Ghodges@dtflaw.com](mailto:Ghodges@dtflaw.com)>; Japinga, Kim <[kim@japinga.com](mailto:kim@japinga.com)>  
**Subject:** Re: Charlotte ?????? Are you there? 11 am AST conf ?

Carl and Kim,

I am in a meeting and I had this down for tomorrow-Friday at 11 AST. My apologies if I had the wrong day. I am a bit tied up today but can still make the time tomorrow.

Charlotte

Sent from my iPhone

On Dec 20, 2018, at 11:19 AM, Carl Hartmann <[carl@carlhartmann.com](mailto:carl@carlhartmann.com)> wrote:

We called into DTF and they could not locate you.

Are you available?

Carl

**CARL J. HARTMANN III**  
WEBSITE : [WWW.HARTMANN.ATTORNEY](http://WWW.HARTMANN.ATTORNEY)  
EMAIL: [CARL@HARTMANN.ATTORNEY](mailto:CARL@HARTMANN.ATTORNEY)  
ALL FAXES: (202) 403-3750  
D.C. TELEPHONE: (202) 518-2970  
USVI TELEPHONE: (340) 642-4422



*Hamed v. Yusuf, SX-12-CV-370*

*Yusuf's Opposition to Hamed's Motion to Compel as to Hamed Claim – H-150 and 160 –  
United Shopping Center's Gross Receipt Taxes and Y-5 – Reimburse United for Gross Receipt  
Taxes*

Page 9

IN THE SUPERIOR COURT OF THE VIRGIN ISLANDS  
DIVISION OF ST. CROIX

**WALEED HAMED**, as Executor of the )  
Estate of MOHAMMAD HAMED, )  
)  
Plaintiff/Counterclaim Defendant, )

v. )

**FATHI YUSUF** and **UNITED CORPORATION**, )  
)  
Defendants/Counterclaimants, )

v. )

**WALEED HAMED**, **WAHEED HAMED**, )  
**MUFEED HAMED**, **HISHAM HAMED**, and )  
**PLESSEN ENTERPRISES, INC.**, )  
)  
Additional Counterclaim Defendants. )

**CIVIL NO. SX-12-CV-370**

**ACTION FOR INJUNCTIVE  
RELIEF, DECLARATORY  
JUDGMENT, AND  
PARTNERSHIP DISSOLUTION,  
WIND UP, AND ACCOUNTING**

**Consolidated With**

**WALEED HAMED**, as Executor of the )  
Estate of MOHAMMAD HAMED, )  
)  
Plaintiff, )

v. )

**UNITED CORPORATION**, )  
)  
Defendant. )

**CIVIL NO. SX-14-CV-287**

**ACTION FOR DAMAGES AND  
DECLARATORY JUDGMENT**

**WALEED HAMED**, as Executor of the )  
Estate of MOHAMMAD HAMED, )  
)  
Plaintiff, )

v. )

**FATHI YUSUF**, )  
)  
Defendant. )

**CIVIL NO. SX-14-CV-278**

**ACTION FOR DEBT AND  
CONVERSION**

|   |   |                               |
|---|---|-------------------------------|
| <b>FATHI YUSUF and</b>                            | ) |                               |
| <b>UNITED CORPORATION,</b>                        | ) |                               |
|   | ) |                               |
|   | ) | <b>CIVIL NO. ST-17-CV-384</b> |
| Plaintiffs,                                       | ) |                               |
|   | ) |                               |
| v.  | ) | <b>ACTION TO SET ASIDE</b>    |
|   | ) | <b>FRAUDULENT TRANSFERS</b>   |
| <b>THE ESTATE OF MOHAMMAD HAMED,</b>              | ) |                               |
| <b>WALEED HAMED,</b> as Executor of the Estate of | ) |                               |
| Mohammad Hamed, and <b>THE MOHAMMAD A.</b>        | ) |                               |
| <b>HAMED LIVING TRUST,</b>                        | ) |                               |
|   | ) |                               |
| Defendants.                                       | ) |                               |
| _____   | ) |                               |
| <b>KAC357, INC.,</b> a USVI Corporation,          | ) |                               |
|   | ) |                               |
| Plaintiff,  | ) | <b>CASE NO.: SX-18-CV-219</b> |
|   | ) |                               |
| v.  | ) | <b>ACTION FOR DEBT AND</b>    |
|   | ) | <b>UNJUST ENRICHMENT</b>      |
| <b>FATHI YUSUF,</b> a partner, and                | ) |                               |
| <b>THE HAMED-YUSUF PARTNERSHIP</b>                | ) |                               |
| a/k/a <b>THE PLAZA EXTRA SUPERMARKET</b>          | ) |                               |
| <b>PARTNERSHIP,</b>                               | ) |                               |
|   | ) |                               |
| Defendants.                                       | ) |                               |
| _____   | ) |                               |

**YUSUF’S OPPOSITION TO HAMED’S MOTION TO COMPEL  
 AS TO HAMED CLAIM – H-165 REGARDING \$176,267.97 IN UNCLEAR  
 ACCOUNTING ENTRIES**

Defendant/counterclaimant Fathi Yusuf (“Yusuf”), through his undersigned counsel, respectfully submits this Opposition to Hamed’s Motion to Compel as to Hamed Claim – H-165 Regarding \$176,267.97 in Unclear Accounting Entries as follows:

**I. Hamed Claim H-165 for \$176,267.97 Represents Partnership Liabilities from the Partnership Financial Statements.**

The \$176,267.97, which is the subject of Hamed Claim H-165 and this motion as to Interrogatory No. 27 and RTP 35 is a number that was listed on the Partnership Financial Statements as “Partnership Liabilities” prepared by John Gaffney and provided to both partners. *See Exhibit A* – January 31, 2017 Email from John Gaffney providing supporting documentation including Partnership Financial Statements to parties in support of the Twelfth Bi-Monthly Report, **Exhibit B** – Partnership Financial Statement reflecting the \$176,267.97 in September 31, 2016 attached to the January 31, 2017 email and **Exhibit C** – Partnership General Ledger, also attached to the January 31, 2017 email.<sup>1</sup> When Yusuf filed his initial Accounting Claims and Proposed Distribution Plan on September 30, 2016, he listed a number of debts and potential liabilities of the Partnership that would need to be held in reserve or paid before any distribution of the remaining Partnership assets could be made. The \$176,267.97 was listed in Yusuf's initial Accounting Claims and Proposed Distribution. *See Exhibit E* – Yusuf Original Accounting Claims excerpts, p. 6 and Chart attached as Exhibit A thereto. Said number was taken directly from the Partnership's Financial Statement as of the end of September, 2016. To be clear, the \$176,267.97 in Current Liabilities it is not a claim that Yusuf is making—rather, it is a fact as to what was showing as Current Liabilities on the Partnership Financial Statement at the time.

---

<sup>1</sup> Not only was Hamed in possession of these documents and the supporting information that accompanied these documents, on February 13, 2017, Hamed filed an Objection to the Twelfth Bi-Monthly Report, demonstrating that Hamed had been in possession of the information relating to this value and thus, this motion to compel is not warranted. *See Exhibit D* – Hamed Objection to Twelfth Bi-Monthly Report.

When the parties were required to update their Accounting Claims, Yusuf filed his Amended Accounting Claims and Proposed Distribution Plan on October 30, 2017. *See Exhibit F* – Yusuf's Amended Claims excerpts, p. 7-8 and Chart attached as Exhibit A-1 thereto. Yusuf again noted the then current value of the Current Liabilities for the Partnership, updated as per the latest financial information on the Partnership Financial Statements provided to both parties by the Partnership Accountant. Yusuf also noted that the value of the Partnership Liabilities included a possible \$30,000.00 for John Gaffney as the Partnership Accountant, which Yusuf had identified elsewhere in his Amended Claim and, therefore, noted that the various Current Liabilities had been reduced over time (as would be expected) and therefore, the amount remaining was only \$39,273.51.

## **II. Yusuf's Discovery Responses Were Proper.**

In responding to discovery, Yusuf pointed out all of the above and explained that Yusuf was not the proper individual to respond to the inquiry but that he was relying upon John Gaffney, who prepared the Partnership Financial Statements and financial information supporting the various Bi-Monthly Reports to explain the details of the \$176,267.97 and the subsequent reductions. Yusuf then provided the information he had available and where the information could be found. *See Exhibit G* – Yusuf's Initial Responses. Yusuf maintains that those responses and objections were proper.

Further, Hamed attempts to create the narrative that Yusuf ignored a Rule 37 letter or agreed to provide documents and then in support of this false narrative references a number of letters submitted by Hamed as Exhibits 3 through 8 to his Motion. However, Yusuf shows that this is incorrect and disingenuous. There is absolutely nothing anywhere in Hamed's Exhibits 4,

5, 6, 7 or 8 that even reference Interrogatory No. 27 or RTP 35 or some deficiency by Yusuf. The only reference is made is Exhibit 3 and notes a deficiency that appears completely unrelated and as it references Judge Ross' ruling as to claims H-41 through H-141– not the subject of the alleged unclear \$176,267.97 in alleged unclear accounting entries. After misleadingly referencing Exhibits 3 through 8 in an effort to improperly demonstrate repeated attempts by Hamed to secure information, Hamed then states, “the parties had some passing conversations but nothing was documented in writing.” If nothing was documented in writing – why does Hamed reference and attach five exhibits that have nothing to do with the discovery at issue? Rather, the first substantive time that there was any issue raised as to any alleged deficiency as to Interrogatory No. 27 and RTP 35 was on October 3, 2019. Hamed had failed to submit his Rule 37 letter within sufficient time to provide Yusuf with 14 days to respond under the rules but requested a truncated time to review and discuss. Although under no obligation to do so, Yusuf obliged so as to keep the scheduling order that the parties had submitted to the Master for filing motions to compel by October 15, 2019. During the call, Yusuf advised that this information was better suited for Gaffney to respond. Given the compressed time, Hamed advised that he will simply proceed to file his motion and we could work together if supplementation occurred thereafter. Again, both counsel were attempting to cooperate with each other and yet, adhere to the deadlines of the proposed scheduling order to file motions to compel. Nonetheless, Yusuf shows that there has been no lingering attempt to ignore any specific deficiency or unilateral attempt to avoid response.<sup>2</sup>

---

<sup>2</sup> Hamed continues to assert that counsel for Yusuf's inadvertent mis-calendaring of a conference call reflects some type of deliberate attempt to ignore or evade communication with counsel for Hamed. As explained previously, Counsel for Yusuf mistakenly mis-calendared the call for the following day (a Friday, which had been the parties standing time for weekly meetings regarding open issues in this case) and upon learning of the mistake immediately attempted to contact counsel

Further, Hamed had possession of the information and if he needed further clarification, Hamed should have sought the information directly from Gaffney – a process which Hamed otherwise has pursued and has been working.

### **III. Although Objections and Prior Responses Were Proper, Supplemental Responses Provided.**

Although Yusuf maintains that his prior responses and objections were proper, nonetheless, in an effort to bring this matter to a close, Yusuf has inquired further of John Gaffney to explain the number and detail that comprises it. *See Exhibit H* – Supplemental Responses to Interrogatory No. 27 and RTP 35 with attachments. The attachments include:

1. Partnership Financial Statement from 2016, 2017, 2018 and June 2019, (already in Hamed's possession).
2. January 31, 2017 Email from Gaffney with Partnership Financial Statement and Partnership General Ledger (already in Hamed's possession).
3. Partnership Accounts Payable General Ledger as to Current Liabilities updated (earlier version already in Hamed's possession – *See Exhibit C*).
4. Printout of specific charges with explanations from John Gaffney. The substance of information was provided to Hamed when the various Bi-Monthly Reports and supporting documentation was provided. As noted, Hamed previously objected, *inter alia*, to payments to Fathi Yusuf for example in his role as Liquidating Partner.

---

for Hamed and reschedule for the following day to which Counsel for Hamed refused. *See Exhibit I* – Email communication on December 20, 2018 at 10:33 a.m. from Counsel for Yusuf to Counsel for Hamed.

In its essence, the account is a list of liabilities that the Partnership owes and is anticipated to owe and then pays. The value fluctuates as liabilities are incurred and payments made. As explained before, many of the payments reflect potential tax liabilities, salaries paid to Yusuf as Liquidating Partner and to John Gaffney as the Partnership Accountant. Gaffney was in communication with Judge Ross as to when those salaries should end and same was reflected in the account. Over time, the amount has diminished as payments were made as to those liabilities. At present, the potential liabilities account is down to \$4,150.95, excluding the potential reserve of \$30,000 possible payment to Gaffney. *See Exhibit H* – Supplemental Response, June 2019 Partnership Financial Statement.

In the event, that additional information regarding these values is necessary, Yusuf shows that he is unable to provide the information beyond simply parroting what John Gaffney may explain. John Gaffney is aware of the information as it is the result of his work as the Partnership Accountant. To the extent that Hamed has further inquiries relating to this value, Hamed should depose Mr. Gaffney and should be required to pay for his time to do so. Yusuf is not seeking to claim this amount and rather, Yusuf was just indicating that whatever contingent liabilities existed for the Partnership at the time that distribution of Partnership assets is made, then those liabilities must be paid first – a basic tenant of the dissolution process. Hamed has engaged in a process, which seeks information directly from John Gaffney relating to his accounting for the Partnership. If Hamed seeks further clarification for that issue, then Hamed can undertake the process of submitting it to Gaffney for response.



## CONCLUSION

Yusuf's Responses to Interrogatory 27 and RTP 35 were proper objections and responses. Hamed has been in possession of the information, which supports the valuation, provided directly by the Partnership Accountant and to the extent that Hamed seeks even further clarification from Gaffney, Hamed may depose him for that information at his expense. On these grounds, Yusuf respectfully requests that Hamed's Motion be denied.

Respectfully submitted,

### DUDLEY NEWMAN FEUERZEIG LLP

**DATED:** November 4, 2019

By: /s/Charlotte K. Perrell  
**GREGORY H. HODGES** (V.I. Bar No. 174)  
**CHARLOTTE K. PERRELL** (V.I. Bar No. 1281)  
P.O. Box 756  
St. Thomas, VI 00804-0756  
The Tunick Building – Suite 101  
1336 Beltjen Road  
St. Thomas, VI 00802  
Telephone: (340) 715-7750  
Facsimile: (340) 715-4400  
E-Mail: [ghodges@dnfvi.com](mailto:ghodges@dnfvi.com)  
[cperrell@dnfvi.com](mailto:cperrell@dnfvi.com)

Attorneys for Fathi Yusuf and United Corporation

**CERTIFICATE OF SERVICE**

I hereby certify that on this 4<sup>th</sup> day of November, 2019, I caused the foregoing **YUSUF'S OPPOSITION TO HAMED'S MOTION TO COMPEL AS TO HAMED CLAIM – H-165 REGARDING \$176,267.97 IN UNCLEAR ACCOUNTING ENTRIES**, which complies with the page and word limitations of Rule 6-1(e), to be served upon the following via the Case Anywhere docketing system:

Joel H. Holt, Esq.  
**LAW OFFICES OF JOEL H. HOLT**  
Quinn House - Suite 2  
2132 Company Street  
Christiansted, St. Croix  
U.S. Virgin Islands 00820

E-Mail: [holtvi.plaza@gmail.com](mailto:holtvi.plaza@gmail.com)

Mark W. Eckard, Esq.  
**ECKARD, P.C.**  
P.O. Box 24849  
Christiansted, St. Croix  
U.S. Virgin Islands 00824

E-Mail: [mark@markeckard.com](mailto:mark@markeckard.com)

The Honorable Edgar D. Ross  
E-Mail: [edgarrossjudge@hotmail.com](mailto:edgarrossjudge@hotmail.com)

Carl J. Hartmann, III, Esq.  
5000 Estate Coakley Bay – Unit L-6  
Christiansted, St. Croix  
U.S. Virgin Islands 00820

E-Mail: [carl@carlhartmann.com](mailto:carl@carlhartmann.com)

Jeffrey B.C. Moorhead, Esq.  
**JEFFREY B.C. MOORHEAD, P.C.**  
C.R.T. Brow Building – Suite 3  
1132 King Street  
Christiansted, St. Croix  
U.S. Virgin Islands 00820

E-Mail: [jeffreymlaw@yahoo.com](mailto:jeffreymlaw@yahoo.com)

and via U.S. Mail to:

The Honorable Edgar D. Ross  
Master  
P.O. Box 5119  
Kingshill, St. Croix  
U.S. Virgin Islands 00851

Alice Kuo  
5000 Estate Southgate  
Christiansted, St. Croix  
U.S. Virgin Islands 00820

/s/Charlotte K. Perrell

## **INDEX OF EXHIBITS**

- Exhibit A** – January 31, 2017 Email from John Gaffney providing supporting documentation including Partnership Financial Statements to parties in support of the Twelfth Bi-Monthly Report
- Exhibit B** – Partnership Financial Statement reflecting the \$176,267.97 in September 31, 2016 attached to January 31, 2017 Email from Gaffney
- Exhibit C** – Partnership General Ledger attached to January 31, 2017 Email from Gaffney
- Exhibit D** – Hamed Objection to Twelfth Bi-Monthly Report
- Exhibit E** – Yusuf Original Accounting Claims excerpts, p.6 and Chart attached as Exhibit thereto
- Exhibit F** – Yusuf’s Amended Claims excerpts, p. 7-8 and Chart attached as Exhibit A-1 thereto
- Exhibit G** – Yusuf’s Initial Responses to Interrogatory No. 27 and RTP 35
- Exhibit H** – Supplemental Responses to Interrogatory No. 27 and RTP 35 with attachments
- Exhibit I** – Email communication on December 20, 2018 at 10:33 a.m. from Counsel for Yusuf to Counsel for Hamed

# Exhibit A

## Charlotte Perrell

---

**From:** John Gaffney <johngaffney@tampabay.rr.com>  
**Sent:** Tuesday, January 31, 2017 4:45 PM  
**To:** Edgar Ross  
**Cc:** fathiyusuf@yahoo.com; George H.T. Dudley; Gregory H. Hodges; 'Joel Holt'; 'Carl Hartmann'  
**Subject:** 12th Bi-Monthly Report  
**Attachments:** 2016-12 00 Plaza Liquidation Budget.pdf; 2016-12 00 Plaza Liquidation Actual.pdf; 2016-12 00 Plaza Actual P&L.pdf; 2016-12 01 Plaza Pship Fin Statements.pdf; 2016-12 02 Plaza Pship Cash Recons.pdf; 2016-12 03 Plaza Pship Cash Register.pdf; 2016-12 04 Plaza Pship AP Aging.pdf; 2016-12 05 Plaza Pship GL's.pdf; 2016-12 06 BPPR Securities Summary.pdf

Dear Judge Ross,

Attached are the files supporting the 12<sup>th</sup> bi-monthly report. Financials are presented for the period ended 12/31/16.

Regards,

John Gaffney  
(305)332-7094

# Exhibit B

Plaza Extra Partnership  
Balance Sheets

| As of:                                 | 01/31/16               | 02/29/16               | 03/31/16               | 04/30/16               | 05/31/16               | 06/30/16               | 07/31/16               | 08/31/16               | 09/30/16               | 10/31/16               | 11/30/16               | 12/31/16               |      |
|--|------------------------|------------------------|------------------------|------------------------|------------------------|------------------------|------------------------|------------------------|------------------------|------------------------|------------------------|------------------------|------|
| <b>ASSETS</b>                          |                        |                        |                        |                        |                        |                        |                        |                        |                        |                        |                        |                        |      |
| <b>Current Assets</b>                  |                        |                        |                        |                        |                        |                        |                        |                        |                        |                        |                        |                        |      |
| 10300 Cash in Bank - Operating         | (\$ 15,145.11)         | (\$ 15,145.11)         | (\$ 12,440.32)         | (\$ 12,440.32)         | (\$ 12,440.32)         | (\$ 12,440.32)         | (\$ 12,440.32)         | (\$ 12,440.32)         | (\$ 12,440.32)         | (\$ 12,440.32)         | (\$ 12,440.32)         | (\$ 12,440.32)         | 0.00 |
| 10350 Cash in Bank - Payroll           | (625.79)               | (625.79)               | (625.79)               | (625.79)               | (625.79)               | (625.79)               | (625.79)               | (625.79)               | (625.79)               | (625.79)               | (625.79)               | (625.79)               | 0.00 |
| 10600 Cash - Bank Claims 9091          | 1,562,603.20           | 1,559,619.87           | 1,467,480.75           | 831,428.21             | 838,489.42             | 718,450.97             | 718,450.97             | 581,040.51             | 581,106.23             | 517,482.54             | 485,285.04             | 454,162.15             |      |
| 10700 Cash - Bank Liquid 9075          | 125,585.24             | 125,565.24             | 125,545.24             | 125,525.24             | 125,505.24             | 125,485.24             | 125,465.24             | 125,445.24             | 125,425.24             | 125,405.24             | 125,385.24             | 125,365.24             |      |
| 14600 Due from (to) Hamed              | 524.67                 | 0.00                   | 0.00                   | 0.00                   | 0.00                   | 0.00                   | 0.00                   | 0.00                   | 0.00                   | 0.00                   | 0.00                   | 0.00                   |      |
| 15100 Marketable Securities - BPPR     | 8,027,354.43           | 8,044,180.41           | 8,218,319.85           | 8,261,088.99           | 8,272,725.45           | 8,343,036.76           | 8,451,995.35           | 8,468,668.59           | 8,468,462.07           | 8,363,271.11           | 8,291,871.90           | 8,369,401.67           |      |
| 15150 Unrealized (Gain) Loss-BPPR      | 138,768.48             | 132,512.97             | (16,538.26)            | (71,617.54)            | (72,331.63)            | (100,378.74)           | (213,275.14)           | (204,919.69)           | (188,532.69)           | (92,049.70)            | (22,973.74)            | (57,590.78)            |      |
| <b>Total Current Assets</b>            | <b>9,839,065.12</b>    | <b>9,846,107.59</b>    | <b>9,781,741.47</b>    | <b>9,133,358.79</b>    | <b>9,151,322.37</b>    | <b>9,073,528.12</b>    | <b>9,069,570.31</b>    | <b>8,957,168.54</b>    | <b>8,973,394.74</b>    | <b>8,901,043.08</b>    | <b>8,866,502.33</b>    | <b>8,891,338.28</b>    |      |
| <b>Property and Equipment</b>          |                        |                        |                        |                        |                        |                        |                        |                        |                        |                        |                        |                        |      |
| <b>Total Property and Equipment</b>    | <b>0.00</b>            | <b>0.00</b>            | <b>0.00</b>            | <b>0.00</b>            | <b>0.00</b>            | <b>0.00</b>            | <b>0.00</b>            | <b>0.00</b>            | <b>0.00</b>            | <b>0.00</b>            | <b>0.00</b>            | <b>0.00</b>            |      |
| <b>Other Assets</b>                    |                        |                        |                        |                        |                        |                        |                        |                        |                        |                        |                        |                        |      |
| <b>Total Other Assets</b>              | <b>0.00</b>            | <b>0.00</b>            | <b>0.00</b>            | <b>0.00</b>            | <b>0.00</b>            | <b>0.00</b>            | <b>0.00</b>            | <b>0.00</b>            | <b>0.00</b>            | <b>0.00</b>            | <b>0.00</b>            | <b>0.00</b>            |      |
| <b>Total Assets</b>                    | <b>\$ 9,839,065.12</b> | <b>\$ 9,846,107.59</b> | <b>\$ 9,781,741.47</b> | <b>\$ 9,133,358.79</b> | <b>\$ 9,151,322.37</b> | <b>\$ 9,073,528.12</b> | <b>\$ 9,069,570.31</b> | <b>\$ 8,957,168.54</b> | <b>\$ 8,973,394.74</b> | <b>\$ 8,901,043.08</b> | <b>\$ 8,866,502.33</b> | <b>\$ 8,891,338.28</b> |      |
| <b>LIABILITIES AND CAPITAL</b>         |                        |                        |                        |                        |                        |                        |                        |                        |                        |                        |                        |                        |      |
| <b>Current Liabilities</b>             |                        |                        |                        |                        |                        |                        |                        |                        |                        |                        |                        |                        |      |
| 20000 Accounts Payable - Trade         | \$ 50,166.00           | \$ 91,083.00           | \$ 71,519.08           | \$ 113,157.89          | \$ 144,062.89          | \$ 115,369.35          | \$ 208,719.15          | \$ 146,267.97          | \$ 174,628.49          | \$ 143,943.70          | \$ 138,440.74          | \$ 137,114.78          |      |
| 23000 Accrued Expenses                 | 30,000.00              | 30,000.00              | 30,000.00              | 30,000.00              | 30,000.00              | 30,000.00              | 30,000.00              | 30,000.00              | 30,000.00              | 30,000.00              | 30,000.00              | 30,000.00              |      |
| <b>Total Current Liabilities</b>       | <b>80,166.00</b>       | <b>121,083.00</b>      | <b>101,519.08</b>      | <b>143,157.89</b>      | <b>174,062.89</b>      | <b>145,369.35</b>      | <b>238,719.15</b>      | <b>176,267.97</b>      | <b>204,628.49</b>      | <b>173,943.70</b>      | <b>168,440.74</b>      | <b>167,114.78</b>      |      |
| <b>Long-Term Liabilities</b>           |                        |                        |                        |                        |                        |                        |                        |                        |                        |                        |                        |                        |      |
| <b>Total Long-Term Liabilities</b>     | <b>0.00</b>            | <b>0.00</b>            | <b>0.00</b>            | <b>0.00</b>            | <b>0.00</b>            | <b>0.00</b>            | <b>0.00</b>            | <b>0.00</b>            | <b>0.00</b>            | <b>0.00</b>            | <b>0.00</b>            | <b>0.00</b>            |      |
| <b>Total Liabilities</b>               | <b>80,166.00</b>       | <b>121,083.00</b>      | <b>101,519.08</b>      | <b>143,157.89</b>      | <b>174,062.89</b>      | <b>145,369.35</b>      | <b>238,719.15</b>      | <b>176,267.97</b>      | <b>204,628.49</b>      | <b>173,943.70</b>      | <b>168,440.74</b>      | <b>167,114.78</b>      |      |
| <b>Capital</b>                         |                        |                        |                        |                        |                        |                        |                        |                        |                        |                        |                        |                        |      |
| 33000 Dividend Distrib's (Ptr Draws)   | 0.00                   | 0.00                   | 0.00                   | (563,287.25)           | (563,287.25)           | (563,287.25)           | (563,287.25)           | (563,287.25)           | (563,287.25)           | (563,287.25)           | (563,287.25)           | (563,287.25)           |      |
| 39000 Retained Earnings                | 9,807,484.84           | 9,807,484.84           | 9,807,484.84           | 9,807,484.84           | 9,807,484.84           | 9,807,484.84           | 9,807,484.84           | 9,807,484.84           | 9,807,484.84           | 9,807,484.84           | 9,807,484.84           | 9,807,484.84           |      |
| Net Income                             | (48,585.72)            | (82,460.25)            | (127,262.45)           | (253,996.69)           | (266,938.11)           | (316,038.82)           | (413,346.43)           | (463,297.02)           | (475,431.34)           | (517,098.21)           | (546,136.00)           | (519,974.09)           |      |
| <b>Total Capital</b>                   | <b>9,758,899.12</b>    | <b>9,725,024.59</b>    | <b>9,680,222.39</b>    | <b>8,990,200.90</b>    | <b>8,977,259.48</b>    | <b>8,928,158.77</b>    | <b>8,830,851.16</b>    | <b>8,780,900.57</b>    | <b>8,768,766.25</b>    | <b>8,727,099.38</b>    | <b>8,698,061.59</b>    | <b>8,724,223.50</b>    |      |
| <b>Total Liabilities &amp; Capital</b> | <b>\$ 9,839,065.12</b> | <b>\$ 9,846,107.59</b> | <b>\$ 9,781,741.47</b> | <b>\$ 9,133,358.79</b> | <b>\$ 9,151,322.37</b> | <b>\$ 9,073,528.12</b> | <b>\$ 9,069,570.31</b> | <b>\$ 8,957,168.54</b> | <b>\$ 8,973,394.74</b> | <b>\$ 8,901,043.08</b> | <b>\$ 8,866,502.33</b> | <b>\$ 8,891,338.28</b> |      |



Plaza Extra Partnership  
Income Statement - 12 Periods

|                               | Month Ended:                        | 01/31/16              | 02/29/16           | 03/31/16           | 04/30/16            | 05/31/16           | 06/30/16           | 07/31/16           | 08/31/16           | 09/30/16           | 10/31/16           | 11/30/16           | 12/31/16           | 2016<br>YTD Total      |
|-------------------------------|-------------------------------------|-----------------------|--------------------|--------------------|---------------------|--------------------|--------------------|--------------------|--------------------|--------------------|--------------------|--------------------|--------------------|------------------------|
| <b>Revenues</b>               |                                     |                       |                    |                    |                     |                    |                    |                    |                    |                    |                    |                    |                    |                        |
| 47000                         | Revenue - Miscellaneous Sales       | \$ 0.00               | 0.00               | 0.00               | (50.00)             | 0.00               | 0.00               | 0.00               | 0.00               | 0.00               | 0.00               | 0.00               | 0.00               | (\$ 50.00)             |
| 48000                         | Revenue - Sales Discounts           | 0.00                  | (3,640.00)         | 0.00               | 0.00                | 0.00               | 0.00               | 0.00               | (40.00)            | 0.00               | 0.00               | 0.00               | 0.00               | (3,680.00)             |
|                               | <b>Total Revenues</b>               | <b>0.00</b>           | <b>(3,640.00)</b>  | <b>0.00</b>        | <b>(50.00)</b>      | <b>0.00</b>        | <b>0.00</b>        | <b>0.00</b>        | <b>(40.00)</b>     | <b>0.00</b>        | <b>0.00</b>        | <b>0.00</b>        | <b>0.00</b>        | <b>(3,730.00)</b>      |
| <b>Cost of Sales</b>          |                                     |                       |                    |                    |                     |                    |                    |                    |                    |                    |                    |                    |                    |                        |
| 50000                         | COS - Purchases                     | (410.00)              | 0.00               | 0.00               | 0.00                | 0.00               | 0.00               | 0.00               | 0.00               | 0.00               | 0.00               | 0.00               | 0.00               | (410.00)               |
| 51000                         | COS - Freight Expense               | 0.00                  | 0.00               | 0.00               | 260.00              | 0.00               | 0.00               | 0.00               | 0.00               | 0.00               | 0.00               | 0.00               | 0.00               | 260.00                 |
| 52200                         | COS - US Customs Expense            | 0.00                  | 2,250.00           | 0.00               | 0.00                | 0.00               | 0.00               | 0.00               | 0.00               | 0.00               | 0.00               | 0.00               | 0.00               | 2,250.00               |
|                               | <b>Total Cost of Sales</b>          | <b>(410.00)</b>       | <b>2,250.00</b>    | <b>0.00</b>        | <b>260.00</b>       | <b>0.00</b>        | <b>0.00</b>        | <b>0.00</b>        | <b>0.00</b>        | <b>0.00</b>        | <b>0.00</b>        | <b>0.00</b>        | <b>0.00</b>        | <b>2,100.00</b>        |
|                               | <b>Gross Profit</b>                 | <b>410.00</b>         | <b>(5,890.00)</b>  | <b>0.00</b>        | <b>(310.00)</b>     | <b>0.00</b>        | <b>0.00</b>        | <b>0.00</b>        | <b>(40.00)</b>     | <b>0.00</b>        | <b>0.00</b>        | <b>0.00</b>        | <b>0.00</b>        | <b>(5,830.00)</b>      |
| <b>Expenses</b>               |                                     |                       |                    |                    |                     |                    |                    |                    |                    |                    |                    |                    |                    |                        |
| 60000                         | Accounting Fees                     | 0.00                  | 0.00               | 0.00               | 0.00                | 0.00               | 0.00               | 0.00               | 1,550.00           | 0.00               | 0.00               | 0.00               | 0.00               | 1,550.00               |
| 60800                         | Bank Charges                        | 20.00                 | 20.00              | 20.00              | 20.00               | 20.00              | 20.00              | 20.00              | 20.00              | 20.00              | 20.00              | 20.00              | 20.00              | 240.00                 |
| 61300                         | Contract Labor Expense              | 0.00                  | 0.00               | 0.00               | 0.00                | 0.00               | 36,200.00          | 0.00               | 0.00               | 0.00               | 3,800.00           | 5,000.00           | 0.00               | 45,000.00              |
| 63000                         | Insurance - Emp Health              | 0.00                  | 0.00               | 0.00               | 0.00                | 0.00               | 0.00               | 0.00               | 397.61             | 0.00               | 0.00               | 0.00               | 0.00               | 397.61                 |
| 63200                         | Insurance - Gen Liability           | 0.40                  | 0.00               | 0.00               | 0.00                | 0.00               | 0.00               | 50,000.00          | 0.00               | 0.00               | 0.00               | 0.00               | 0.00               | 50,000.40              |
| 63600                         | Insurance - Workers' Comp           | 0.00                  | 317.99             | 0.00               | 0.00                | 0.00               | 0.00               | 0.00               | 0.00               | 0.00               | 0.00               | 0.00               | 0.00               | 317.99                 |
| 64500                         | Legal Fees Expense                  | 17,337.00             | 4,071.00           | 27,083.00          | 6,020.00            | 0.00               | 1,240.50           | 11,418.80          | 0.00               | 495.00             | 0.00               | 1,192.50           | 1,437.50           | 70,295.30              |
| 66400                         | Rent Expense - Other                | 733.33                | 733.33             | 1,466.66           | 0.00                | 733.33             | 1,507.01           | 0.00               | 741.40             | 741.40             | 741.40             | 741.40             | 741.40             | 8,880.66               |
| 67400                         | Taxes - Empr FUTA Expense           | 0.00                  | 982.68             | 0.00               | 74,779.10           | (9,935.49)         | 0.00               | 0.00               | 0.00               | 0.00               | 0.00               | 0.00               | 0.00               | 65,826.29              |
| 67500                         | Taxes - Empr VI Unemp               | 0.00                  | 0.00               | 0.00               | 0.00                | 0.00               | 12,547.65          | 0.00               | 38,449.90          | 0.00               | 1,273.38           | (13,519.51)        | 0.00               | 38,751.42              |
| 68200                         | Travel & Hotels Expense             | 0.00                  | 0.00               | 3,000.00           | 1,000.00            | 1,000.00           | 1,000.00           | 1,000.00           | 500.00             | 500.00             | 500.00             | 0.00               | 0.00               | 8,500.00               |
| 69000                         | Wages - Officer Salaries            | 24,055.00             | 23,698.00          | 29,603.75          | 23,683.00           | 23,683.00          | 28,084.75          | 22,319.00          | 27,898.75          | 22,319.00          | 22,319.00          | 27,898.75          | 22,319.00          | 297,881.00             |
| 69200                         | Wages - Managers                    | 8,774.00              | 8,732.00           | 8,717.00           | 8,612.00            | 8,612.00           | 10,765.00          | 8,612.00           | 5,381.62           | 4,305.12           | 4,305.12           | 5,381.40           | 5,299.03           | 87,496.29              |
|                               | <b>Total Expenses</b>               | <b>50,919.73</b>      | <b>38,555.00</b>   | <b>69,890.41</b>   | <b>114,114.10</b>   | <b>24,112.84</b>   | <b>91,364.91</b>   | <b>93,369.80</b>   | <b>74,939.28</b>   | <b>28,380.52</b>   | <b>32,958.90</b>   | <b>26,714.54</b>   | <b>29,816.93</b>   | <b>675,136.96</b>      |
|                               | <b>Net Operating Income</b>         | <b>(50,509.73)</b>    | <b>(44,445.00)</b> | <b>(69,890.41)</b> | <b>(114,424.10)</b> | <b>(24,112.84)</b> | <b>(91,364.91)</b> | <b>(93,369.80)</b> | <b>(74,979.28)</b> | <b>(28,380.52)</b> | <b>(32,958.90)</b> | <b>(26,714.54)</b> | <b>(29,816.93)</b> | <b>(680,966.96)</b>    |
| <b>Other Income (Expense)</b> |                                     |                       |                    |                    |                     |                    |                    |                    |                    |                    |                    |                    |                    |                        |
| 80000                         | Other Income (Expense)              | 0.00                  | 0.00               | 0.00               | 0.00                | 0.00               | 0.00               | 0.00               | 0.00               | 65.72              | 0.00               | 0.00               | 13,066.11          | 13,131.83              |
| 80100                         | Interest Income - Taxable           | 0.00                  | 0.00               | 0.00               | 0.00                | 249.05             | 0.00               | 0.00               | 0.00               | 0.00               | 0.00               | 0.00               | 0.00               | 249.05                 |
| 80150                         | Interest Income - Nontaxable        | 20,000.00             | 16,250.00          | 7,093.75           | 5,625.00            | 16,250.00          | 23,750.00          | 14,375.00          | 19,343.75          | 7,875.00           | 10,405.56          | 12,312.50          | 24,878.47          | 178,159.03             |
| 80200                         | Dividend Income                     | 1.15                  | 1.16               | 18,397.13          | 1.42                | 1.51               | 23,693.84          | 1.78               | 2.91               | 13,872.20          | 1.15               | 1.52               | 26,332.32          | 82,308.09              |
| 80800                         | Broker & Account Mgt Fees           | (12,774.99)           | 0.00               | 0.00               | (12,959.05)         | 0.00               | 0.00               | (13,297.33)        | 0.00               | 0.00               | (13,540.06)        | 0.00               | 0.00               | (52,571.43)            |
| 81100                         | Proceeds from Securities Sold       | 0.00                  | 0.00               | 248,088.50         | 0.00                | 0.00               | 0.00               | 0.00               | 249,394.50         | 0.00               | 0.00               | 178,335.00         | 142,027.72         | 817,845.72             |
| 81200                         | Cost of Securities Sold             | 0.00                  | 0.00               | (243,377.86)       | 0.00                | 0.00               | 0.00               | 0.00               | (235,642.51)       | 0.00               | 0.00               | (187,510.31)       | (157,636.66)       | (824,167.34)           |
| 81300                         | Basis Adj's Securities Sold         | (5,302.15)            | (5,680.69)         | (5,113.31)         | (4,977.51)          | (5,329.14)         | (5,179.64)         | (5,017.26)         | (8,069.96)         | (5,566.72)         | (5,574.62)         | (5,461.96)         | (5,296.19)         | (66,569.15)            |
| 83100                         | ST Cap Gain Distrib's - BPPR        | 0.00                  | 0.00               | 0.00               | 0.00                | 0.00               | 0.00               | 0.00               | 0.00               | 0.00               | 0.00               | 0.00               | 208.97             | 208.97                 |
| 83200                         | LT Cap Gain Distrib's - BPPR        | 0.00                  | 0.00               | 0.00               | 0.00                | 0.00               | 0.00               | 0.00               | 0.00               | 0.00               | 0.00               | 0.00               | 12,398.10          | 12,398.10              |
|                               | <b>Total Other Income (Expense)</b> | <b>1,924.01</b>       | <b>10,570.47</b>   | <b>25,088.21</b>   | <b>(12,310.14)</b>  | <b>11,171.42</b>   | <b>42,264.20</b>   | <b>(3,937.81)</b>  | <b>25,028.69</b>   | <b>16,246.20</b>   | <b>(8,707.97)</b>  | <b>(2,323.25)</b>  | <b>55,978.84</b>   | <b>160,992.87</b>      |
|                               | <b>Net Income</b>                   | <b>(\$ 48,585.72)</b> | <b>(33,874.53)</b> | <b>(44,802.20)</b> | <b>(126,734.24)</b> | <b>(12,941.42)</b> | <b>(49,100.71)</b> | <b>(97,307.61)</b> | <b>(49,950.59)</b> | <b>(12,134.32)</b> | <b>(41,666.87)</b> | <b>(29,037.79)</b> | <b>26,161.91</b>   | <b>(\$ 519,974.09)</b> |



United Corporation East (Pship)  
Balance Sheets

|                                     | As of: | 01/31/16     | 02/29/16 | 03/31/16     | 04/30/16 | 05/31/16     | 06/30/16 | 07/31/16     | 08/31/16 | 09/30/16     | 10/31/16 | 11/30/16     | 12/31/16 |              |     |              |     |              |     |              |     |              |     |              |    |      |
|-------------------------------------|--------|--------------|----------|--------------|----------|--------------|----------|--------------|----------|--------------|----------|--------------|----------|--------------|-----|--------------|-----|--------------|-----|--------------|-----|--------------|-----|--------------|----|------|
| <b>ASSETS</b>                       |        |              |          |              |          |              |          |              |          |              |          |              |          |              |     |              |     |              |     |              |     |              |     |              |    |      |
| <b>Current Assets</b>               |        |              |          |              |          |              |          |              |          |              |          |              |          |              |     |              |     |              |     |              |     |              |     |              |    |      |
| 10300 Cash - Bank Op'g 8830         | (\$    | 871.05)      | (\$      | 871.05)      | (\$      | 871.05)      | (\$      | 871.05)      | (\$      | 871.05)      | (\$      | 871.05)      | (\$      | 871.05)      | \$  | 0.00         |     |              |     |              |     |              |     |              |    |      |
| Total Current Assets                |        | (871.05)     |          | (871.05)     |          | (871.05)     |          | (871.05)     |          | (871.05)     |          | (871.05)     |          | (871.05)     |     | 0.00         |     |              |     |              |     |              |     |              |    |      |
| <b>Property and Equipment</b>       |        |              |          |              |          |              |          |              |          |              |          |              |          |              |     |              |     |              |     |              |     |              |     |              |    |      |
| Total Property and Equipment        |        | 0.00         |          | 0.00         |          | 0.00         |          | 0.00         |          | 0.00         |          | 0.00         |          | 0.00         |     | 0.00         |     |              |     |              |     |              |     |              |    |      |
| <b>Other Assets</b>                 |        |              |          |              |          |              |          |              |          |              |          |              |          |              |     |              |     |              |     |              |     |              |     |              |    |      |
| Total Other Assets                  |        | 0.00         |          | 0.00         |          | 0.00         |          | 0.00         |          | 0.00         |          | 0.00         |          | 0.00         |     | 0.00         |     |              |     |              |     |              |     |              |    |      |
| Total Assets                        | (\$    | 871.05)      | (\$      | 871.05)      | (\$      | 871.05)      | (\$      | 871.05)      | (\$      | 871.05)      | (\$      | 871.05)      | (\$      | 871.05)      | (\$ | 871.05)      | \$  | 0.00         |     |              |     |              |     |              |    |      |
| <b>LIABILITIES AND CAPITAL</b>      |        |              |          |              |          |              |          |              |          |              |          |              |          |              |     |              |     |              |     |              |     |              |     |              |    |      |
| <b>Current Liabilities</b>          |        |              |          |              |          |              |          |              |          |              |          |              |          |              |     |              |     |              |     |              |     |              |     |              |    |      |
| 20000 Accounts Payable - Trade      | \$     | 32,829.00    | \$       | 66,559.67    | \$       | 41,320.75    | \$       | 107,137.89   | \$       | 140,432.89   | \$       | 114,128.85   | \$       | 196,059.85   | \$  | 147,009.37   | \$  | 174,133.49   | \$  | 140,353.12   | \$  | 108,059.25   | \$  | 135,677.28   |    |      |
| 23000 Accrued Expenses              |        | 10,000.00    |          | 10,000.00    |          | 10,000.00    |          | 10,000.00    |          | 10,000.00    |          | 10,000.00    |          | 10,000.00    |     | 10,000.00    |     | 10,000.00    |     | 10,000.00    |     | 10,000.00    |     | 10,000.00    |    |      |
| Total Current Liabilities           |        | 42,829.00    |          | 76,559.67    |          | 51,320.75    |          | 117,137.89   |          | 150,432.89   |          | 124,128.85   |          | 206,059.85   |     | 157,009.37   |     | 184,133.49   |     | 150,353.12   |     | 118,059.25   |     | 145,677.28   |    |      |
| <b>Long-Term Liabilities</b>        |        |              |          |              |          |              |          |              |          |              |          |              |          |              |     |              |     |              |     |              |     |              |     |              |    |      |
| 28600 Pship Claims Reserve Clearing |        | 65,294.61    |          | 65,294.61    |          | 131,854.28   |          | 174,421.24   |          | 174,421.24   |          | 240,075.03   |          | 240,075.03   |     | 361,395.78   |     | 361,395.78   |     | 422,300.27   |     | 449,424.39   |     | 449,424.39   |    |      |
| Total Long-Term Liabilities         |        | 65,294.61    |          | 65,294.61    |          | 131,854.28   |          | 174,421.24   |          | 174,421.24   |          | 240,075.03   |          | 240,075.03   |     | 361,395.78   |     | 361,395.78   |     | 422,300.27   |     | 449,424.39   |     | 449,424.39   |    |      |
| Total Liabilities                   |        | 108,123.61   |          | 141,854.28   |          | 183,175.03   |          | 291,559.13   |          | 324,854.13   |          | 364,203.88   |          | 446,134.88   |     | 518,405.15   |     | 545,529.27   |     | 572,653.39   |     | 567,483.64   |     | 595,101.67   |    |      |
| <b>Capital</b>                      |        |              |          |              |          |              |          |              |          |              |          |              |          |              |     |              |     |              |     |              |     |              |     |              |    |      |
| 39000 Retained Earnings             |        | (76,165.66)  |          | (76,165.66)  |          | (76,165.66)  |          | (76,165.66)  |          | (76,165.66)  |          | (76,165.66)  |          | (76,165.66)  |     | (76,165.66)  |     | (76,165.66)  |     | (76,165.66)  |     | (76,165.66)  |     | (76,165.66)  |    |      |
| Net Income                          |        | (32,829.00)  |          | (66,559.67)  |          | (107,880.42) |          | (216,264.52) |          | (249,559.52) |          | (288,909.27) |          | (370,840.27) |     | (443,110.54) |     | (470,234.66) |     | (497,358.78) |     | (492,189.03) |     | (518,936.01) |    |      |
| Total Capital                       |        | (108,994.66) |          | (142,725.33) |          | (184,046.08) |          | (292,430.18) |          | (325,725.18) |          | (365,074.93) |          | (447,005.93) |     | (519,276.20) |     | (546,400.32) |     | (573,524.44) |     | (568,354.69) |     | (595,101.67) |    |      |
| Total Liabilities & Capital         | (\$    | 871.05)      | (\$      | 871.05)      | (\$      | 871.05)      | (\$      | 871.05)      | (\$      | 871.05)      | (\$      | 871.05)      | (\$      | 871.05)      | (\$ | 871.05)      | (\$ | 871.05)      | (\$ | 871.05)      | (\$ | 871.05)      | (\$ | 871.05)      | \$ | 0.00 |

United Corporation East (Pship)  
Income Statement - 12 Periods

|                               | Month Ended:                        | 01/31/16              | 02/29/16           | 03/31/16           | 04/30/16            | 05/31/16           | 06/30/16           | 07/31/16           | 08/31/16           | 09/30/16           | 10/31/16           | 11/30/16          | 12/31/16           | 2016<br>YTD Total   |
|-------------------------------|-------------------------------------|-----------------------|--------------------|--------------------|---------------------|--------------------|--------------------|--------------------|--------------------|--------------------|--------------------|-------------------|--------------------|---------------------|
| <b>Revenues</b>               |                                     |                       |                    |                    |                     |                    |                    |                    |                    |                    |                    |                   |                    |                     |
| 47000                         | Revenue - Miscellaneous Sales       | \$ 0.00               | 0.00               | 0.00               | (50.00)             | 0.00               | 0.00               | 0.00               | 0.00               | 0.00               | 0.00               | 0.00              | 0.00               | (50.00)             |
| 48000                         | Revenue - Sales Discounts           | 0.00                  | 0.00               | 0.00               | 0.00                | 0.00               | 0.00               | 0.00               | (40.00)            | 0.00               | 0.00               | 0.00              | 0.00               | (40.00)             |
|                               | <b>Total Revenues</b>               | <b>0.00</b>           | <b>0.00</b>        | <b>0.00</b>        | <b>(50.00)</b>      | <b>0.00</b>        | <b>0.00</b>        | <b>0.00</b>        | <b>(40.00)</b>     | <b>0.00</b>        | <b>0.00</b>        | <b>0.00</b>       | <b>0.00</b>        | <b>(90.00)</b>      |
| <b>Cost of Sales</b>          |                                     |                       |                    |                    |                     |                    |                    |                    |                    |                    |                    |                   |                    |                     |
| 51000                         | COS - Freight Expense               | 0.00                  | 0.00               | 0.00               | 260.00              | 0.00               | 0.00               | 0.00               | 0.00               | 0.00               | 0.00               | 0.00              | 0.00               | 260.00              |
|                               | <b>Total Cost of Sales</b>          | <b>0.00</b>           | <b>0.00</b>        | <b>0.00</b>        | <b>260.00</b>       | <b>0.00</b>        | <b>0.00</b>        | <b>0.00</b>        | <b>0.00</b>        | <b>0.00</b>        | <b>0.00</b>        | <b>0.00</b>       | <b>0.00</b>        | <b>260.00</b>       |
|                               | <b>Gross Profit</b>                 | <b>0.00</b>           | <b>0.00</b>        | <b>0.00</b>        | <b>(310.00)</b>     | <b>0.00</b>        | <b>0.00</b>        | <b>0.00</b>        | <b>(40.00)</b>     | <b>0.00</b>        | <b>0.00</b>        | <b>0.00</b>       | <b>0.00</b>        | <b>(350.00)</b>     |
| <b>Expenses</b>               |                                     |                       |                    |                    |                     |                    |                    |                    |                    |                    |                    |                   |                    |                     |
| 63200                         | Insurance - Gen Liability           | 0.00                  | 0.00               | 0.00               | 0.00                | 0.00               | 0.00               | 50,000.00          | 0.00               | 0.00               | 0.00               | 0.00              | 0.00               | 50,000.00           |
| 63600                         | Insurance - Workers' Comp           | 0.00                  | 317.99             | 0.00               | 0.00                | 0.00               | 0.00               | 0.00               | 0.00               | 0.00               | 0.00               | 0.00              | 0.00               | 317.99              |
| 67400                         | Taxes - Empr FUTA Expense           | 0.00                  | 982.68             | 0.00               | 74,779.10           | 0.00               | 0.00               | 0.00               | 0.00               | 0.00               | 0.00               | 0.00              | 0.00               | 75,761.78           |
| 67500                         | Taxes - Empr VI Unemp               | 0.00                  | 0.00               | 0.00               | 0.00                | 0.00               | (500.00)           | 0.00               | 38,449.90          | 0.00               | 0.00               | (38,449.90)       | 0.00               | (500.00)            |
| 68200                         | Travel & Hotels Expense             | 0.00                  | 0.00               | 3,000.00           | 1,000.00            | 1,000.00           | 1,000.00           | 1,000.00           | 500.00             | 500.00             | 500.00             | 0.00              | 0.00               | 8,500.00            |
| 69000                         | Wages - Officer Salaries            | 24,055.00             | 23,698.00          | 29,603.75          | 23,683.00           | 23,683.00          | 28,084.75          | 22,319.00          | 27,898.75          | 22,319.00          | 22,319.00          | 27,898.75         | 22,319.00          | 297,881.00          |
| 69200                         | Wages - Managers                    | 8,774.00              | 8,732.00           | 8,717.00           | 8,612.00            | 8,612.00           | 10,765.00          | 8,612.00           | 5,381.62           | 4,305.12           | 4,305.12           | 5,381.40          | 5,299.03           | 87,496.29           |
|                               | <b>Total Expenses</b>               | <b>32,829.00</b>      | <b>33,730.67</b>   | <b>41,320.75</b>   | <b>108,074.10</b>   | <b>33,295.00</b>   | <b>39,349.75</b>   | <b>81,931.00</b>   | <b>72,230.27</b>   | <b>27,124.12</b>   | <b>27,124.12</b>   | <b>(5,169.75)</b> | <b>27,618.03</b>   | <b>519,457.06</b>   |
|                               | <b>Net Operating Income</b>         | <b>(32,829.00)</b>    | <b>(33,730.67)</b> | <b>(41,320.75)</b> | <b>(108,384.10)</b> | <b>(33,295.00)</b> | <b>(39,349.75)</b> | <b>(81,931.00)</b> | <b>(72,270.27)</b> | <b>(27,124.12)</b> | <b>(27,124.12)</b> | <b>5,169.75</b>   | <b>(27,618.03)</b> | <b>(519,807.06)</b> |
| <b>Other Income (Expense)</b> |                                     |                       |                    |                    |                     |                    |                    |                    |                    |                    |                    |                   |                    |                     |
|                               | <b>Total Other Income (Expense)</b> | <b>0.00</b>           | <b>0.00</b>        | <b>0.00</b>        | <b>0.00</b>         | <b>0.00</b>        | <b>0.00</b>        | <b>0.00</b>        | <b>0.00</b>        | <b>0.00</b>        | <b>0.00</b>        | <b>0.00</b>       | <b>871.05</b>      | <b>871.05</b>       |
|                               | <b>Net Income</b>                   | <b>(\$ 32,829.00)</b> | <b>(33,730.67)</b> | <b>(41,320.75)</b> | <b>(108,384.10)</b> | <b>(33,295.00)</b> | <b>(39,349.75)</b> | <b>(81,931.00)</b> | <b>(72,270.27)</b> | <b>(27,124.12)</b> | <b>(27,124.12)</b> | <b>5,169.75</b>   | <b>(26,746.98)</b> | <b>(518,936.01)</b> |

United Corporation West (Pship)  
Balance Sheets

|  | As of:                 | 01/31/16               | 02/29/16               | 03/31/16               | 04/30/16               | 05/31/16               | 06/30/16               | 07/31/16               | 08/31/16               | 09/30/16               | 10/31/16               | 11/30/16               | 12/31/16    |
|--|------------------------|------------------------|------------------------|------------------------|------------------------|------------------------|------------------------|------------------------|------------------------|------------------------|------------------------|------------------------|-------------|
| <b>ASSETS</b>                          |                        |                        |                        |                        |                        |                        |                        |                        |                        |                        |                        |                        |             |
| <b>Current Assets</b>                  |                        |                        |                        |                        |                        |                        |                        |                        |                        |                        |                        |                        |             |
| 10300 Cash - Bank Op'g 6269            | (\$ 4,846.12)          | (\$ 4,846.12)          | (\$ 4,846.12)          | (\$ 4,846.12)          | (\$ 4,846.12)          | (\$ 4,846.12)          | (\$ 4,846.12)          | (\$ 4,846.12)          | (\$ 4,846.12)          | (\$ 4,846.12)          | (\$ 4,846.12)          | (\$ 4,846.12)          | \$ 0.00     |
| 10600 Cash - Bank Claims 9091          | 1,562,603.20           | 1,559,619.87           | 1,467,480.75           | 831,428.21             | 838,489.42             | 718,450.97             | 718,450.97             | 581,040.51             | 581,106.23             | 517,482.54             | 485,285.04             | 454,162.15             |             |
| 10700 Cash - Bank Liquid 9075          | 125,585.24             | 125,565.24             | 125,545.24             | 125,525.24             | 125,505.24             | 125,485.24             | 125,465.24             | 125,445.24             | 125,425.24             | 125,405.24             | 125,385.24             | 125,365.24             |             |
| 14600 Due from (to) Hamed              | 524.67                 | 0.00                   | 0.00                   | 0.00                   | 0.00                   | 0.00                   | 0.00                   | 0.00                   | 0.00                   | 0.00                   | 0.00                   | 0.00                   | 0.00        |
| 15100 Marketable Securities - BPPR     | 8,027,354.43           | 8,044,180.41           | 8,218,319.85           | 8,261,088.99           | 8,272,725.45           | 8,343,036.76           | 8,451,995.35           | 8,468,668.59           | 8,468,462.07           | 8,363,271.11           | 8,291,871.90           | 8,369,401.67           |             |
| 15150 Unrealized (Gain) Loss - BPPR    | 138,768.48             | 132,512.97             | (16,538.26)            | (71,617.54)            | (72,331.63)            | (100,378.74)           | (213,275.14)           | (204,919.69)           | (188,532.69)           | (92,049.70)            | (22,973.74)            | (57,590.78)            |             |
| <b>Total Current Assets</b>            | <b>9,849,989.90</b>    | <b>9,857,032.37</b>    | <b>9,789,961.46</b>    | <b>9,141,578.78</b>    | <b>9,159,542.36</b>    | <b>9,081,748.11</b>    | <b>9,077,790.30</b>    | <b>8,965,388.53</b>    | <b>8,981,614.73</b>    | <b>8,909,263.07</b>    | <b>8,874,722.32</b>    | <b>8,891,338.28</b>    |             |
| <b>Property and Equipment</b>          |                        |                        |                        |                        |                        |                        |                        |                        |                        |                        |                        |                        |             |
| <b>Total Property and Equipment</b>    | <b>0.00</b>            | <b>0.00</b>            | <b>0.00</b>            | <b>0.00</b>            | <b>0.00</b>            | <b>0.00</b>            | <b>0.00</b>            | <b>0.00</b>            | <b>0.00</b>            | <b>0.00</b>            | <b>0.00</b>            | <b>0.00</b>            | <b>0.00</b> |
| <b>Other Assets</b>                    |                        |                        |                        |                        |                        |                        |                        |                        |                        |                        |                        |                        |             |
| <b>Total Other Assets</b>              | <b>0.00</b>            | <b>0.00</b>            | <b>0.00</b>            | <b>0.00</b>            | <b>0.00</b>            | <b>0.00</b>            | <b>0.00</b>            | <b>0.00</b>            | <b>0.00</b>            | <b>0.00</b>            | <b>0.00</b>            | <b>0.00</b>            | <b>0.00</b> |
| <b>Total Assets</b>                    | <b>\$ 9,849,989.90</b> | <b>\$ 9,857,032.37</b> | <b>\$ 9,789,961.46</b> | <b>\$ 9,141,578.78</b> | <b>\$ 9,159,542.36</b> | <b>\$ 9,081,748.11</b> | <b>\$ 9,077,790.30</b> | <b>\$ 8,965,388.53</b> | <b>\$ 8,981,614.73</b> | <b>\$ 8,909,263.07</b> | <b>\$ 8,874,722.32</b> | <b>\$ 8,891,338.28</b> |             |
| <b>LIABILITIES AND CAPITAL</b>         |                        |                        |                        |                        |                        |                        |                        |                        |                        |                        |                        |                        |             |
| <b>Current Liabilities</b>             |                        |                        |                        |                        |                        |                        |                        |                        |                        |                        |                        |                        |             |
| 20000 Accounts Payable - Trade         | \$ 17,337.00           | \$ 24,523.33           | \$ 30,198.33           | \$ 6,020.00            | \$ 3,630.00            | \$ 1,240.50            | \$ 12,659.30           | (\$ 741.40)            | \$ 495.00              | \$ 3,590.58            | \$ 30,381.49           | \$ 1,437.50            |             |
| 23000 Accrued Expenses                 | 10,000.00              | 10,000.00              | 10,000.00              | 10,000.00              | 10,000.00              | 10,000.00              | 10,000.00              | 10,000.00              | 10,000.00              | 10,000.00              | 10,000.00              | 10,000.00              |             |
| <b>Total Current Liabilities</b>       | <b>27,337.00</b>       | <b>34,523.33</b>       | <b>40,198.33</b>       | <b>16,020.00</b>       | <b>13,630.00</b>       | <b>11,240.50</b>       | <b>22,659.30</b>       | <b>9,258.60</b>        | <b>10,495.00</b>       | <b>13,590.58</b>       | <b>40,381.49</b>       | <b>11,437.50</b>       |             |
| <b>Long-Term Liabilities</b>           |                        |                        |                        |                        |                        |                        |                        |                        |                        |                        |                        |                        |             |
| 28600 Pship Claims Reserve Clearing    | (76,196.12)            | (82,086.12)            | (151,350.58)           | (193,917.54)           | (193,917.54)           | (259,571.33)           | (259,571.33)           | (380,892.08)           | (380,892.08)           | (441,796.57)           | (468,920.69)           | (468,920.69)           |             |
| <b>Total Long-Term Liabilities</b>     | <b>(76,196.12)</b>     | <b>(82,086.12)</b>     | <b>(151,350.58)</b>    | <b>(193,917.54)</b>    | <b>(193,917.54)</b>    | <b>(259,571.33)</b>    | <b>(259,571.33)</b>    | <b>(380,892.08)</b>    | <b>(380,892.08)</b>    | <b>(441,796.57)</b>    | <b>(468,920.69)</b>    | <b>(468,920.69)</b>    |             |
| <b>Total Liabilities</b>               | <b>(48,859.12)</b>     | <b>(47,562.79)</b>     | <b>(111,152.25)</b>    | <b>(177,897.54)</b>    | <b>(180,287.54)</b>    | <b>(248,330.83)</b>    | <b>(236,912.03)</b>    | <b>(371,633.48)</b>    | <b>(370,397.08)</b>    | <b>(428,205.99)</b>    | <b>(428,539.20)</b>    | <b>(457,483.19)</b>    |             |
| <b>Capital</b>                         |                        |                        |                        |                        |                        |                        |                        |                        |                        |                        |                        |                        |             |
| 30000 Common Stock                     | 200,000.00             | 200,000.00             | 200,000.00             | 200,000.00             | 200,000.00             | 200,000.00             | 200,000.00             | 200,000.00             | 200,000.00             | 200,000.00             | 200,000.00             | 200,000.00             |             |
| 31000 Additional Paid-In Capital       | 12,454,539.26          | 12,454,539.26          | 12,454,539.26          | 12,454,539.26          | 12,454,539.26          | 12,454,539.26          | 12,454,539.26          | 12,454,539.26          | 12,454,539.26          | 12,454,539.26          | 12,454,539.26          | 12,454,539.26          |             |
| 32000 Less Cost of Treasury Stock      | (400,000.00)           | (400,000.00)           | (400,000.00)           | (400,000.00)           | (400,000.00)           | (400,000.00)           | (400,000.00)           | (400,000.00)           | (400,000.00)           | (400,000.00)           | (400,000.00)           | (400,000.00)           |             |
| 33000 Dividend Distributions           | 0.00                   | 0.00                   | 0.00                   | (563,287.25)           | (563,287.25)           | (563,287.25)           | (563,287.25)           | (563,287.25)           | (563,287.25)           | (563,287.25)           | (563,287.25)           | (563,287.25)           |             |
| 39000 Retained Earnings                | (2,339,523.52)         | (2,339,523.52)         | (2,339,523.52)         | (2,339,523.52)         | (2,339,523.52)         | (2,339,523.52)         | (2,339,523.52)         | (2,339,523.52)         | (2,339,523.52)         | (2,339,523.52)         | (2,339,523.52)         | (2,339,523.52)         |             |
| Net Income                             | (16,166.72)            | (10,420.58)            | (13,902.03)            | (32,252.17)            | (11,898.59)            | (21,649.55)            | (37,026.16)            | (14,706.48)            | 283.32                 | (14,259.43)            | (48,466.97)            | (2,907.02)             |             |
| <b>Total Capital</b>                   | <b>9,898,849.02</b>    | <b>9,904,595.16</b>    | <b>9,901,113.71</b>    | <b>9,319,476.32</b>    | <b>9,339,829.90</b>    | <b>9,330,078.94</b>    | <b>9,314,702.33</b>    | <b>9,337,022.01</b>    | <b>9,352,011.81</b>    | <b>9,337,469.06</b>    | <b>9,303,261.52</b>    | <b>9,348,821.47</b>    |             |
| <b>Total Liabilities &amp; Capital</b> | <b>\$ 9,849,989.90</b> | <b>\$ 9,857,032.37</b> | <b>\$ 9,789,961.46</b> | <b>\$ 9,141,578.78</b> | <b>\$ 9,159,542.36</b> | <b>\$ 9,081,748.11</b> | <b>\$ 9,077,790.30</b> | <b>\$ 8,965,388.53</b> | <b>\$ 8,981,614.73</b> | <b>\$ 8,909,263.07</b> | <b>\$ 8,874,722.32</b> | <b>\$ 8,891,338.28</b> |             |

United Corporation West (Pship)  
Income Statement - 12 Periods

|                                     | Month Ended: | 01/31/16    | 02/29/16   | 03/31/16     | 04/30/16    | 05/31/16   | 06/30/16    | 07/31/16    | 08/31/16     | 09/30/16   | 10/31/16    | 11/30/16     | 12/31/16     | 2016<br>YTD Total |
|-------------------------------------|--------------|-------------|------------|--------------|-------------|------------|-------------|-------------|--------------|------------|-------------|--------------|--------------|-------------------|
| <b>Revenues</b>                     |              |             |            |              |             |            |             |             |              |            |             |              |              |                   |
| Total Revenues                      |              | 0.00        | 0.00       | 0.00         | 0.00        | 0.00       | 0.00        | 0.00        | 0.00         | 0.00       | 0.00        | 0.00         | 0.00         | 0.00              |
| <b>Cost of Sales</b>                |              |             |            |              |             |            |             |             |              |            |             |              |              |                   |
| Total Cost of Sales                 |              | 0.00        | 0.00       | 0.00         | 0.00        | 0.00       | 0.00        | 0.00        | 0.00         | 0.00       | 0.00        | 0.00         | 0.00         | 0.00              |
| Gross Profit                        |              | 0.00        | 0.00       | 0.00         | 0.00        | 0.00       | 0.00        | 0.00        | 0.00         | 0.00       | 0.00        | 0.00         | 0.00         | 0.00              |
| <b>Expenses</b>                     |              |             |            |              |             |            |             |             |              |            |             |              |              |                   |
| 60000 Accounting Fees               |              | 0.00        | 0.00       | 0.00         | 0.00        | 0.00       | 0.00        | 0.00        | 1,550.00     | 0.00       | 0.00        | 0.00         | 0.00         | 1,550.00          |
| 60800 Bank Charges                  |              | 20.00       | 20.00      | 20.00        | 20.00       | 20.00      | 20.00       | 20.00       | 20.00        | 20.00      | 20.00       | 20.00        | 20.00        | 240.00            |
| 61300 Contract Labor Expense        |              | 0.00        | 0.00       | 0.00         | 0.00        | 0.00       | 36,200.00   | 0.00        | 0.00         | 0.00       | 3,800.00    | 5,000.00     | 0.00         | 45,000.00         |
| 63000 Insurance - Emp Health        |              | 0.00        | 0.00       | 0.00         | 0.00        | 0.00       | 0.00        | 0.00        | 397.61       | 0.00       | 0.00        | 0.00         | 0.00         | 397.61            |
| 63200 Insurance - Gen Liability     |              | 0.40        | 0.00       | 0.00         | 0.00        | 0.00       | 0.00        | 0.00        | 0.00         | 0.00       | 0.00        | 0.00         | 0.00         | 0.40              |
| 64500 Legal Fees Expense            |              | 17,337.00   | 4,071.00   | 27,083.00    | 6,020.00    | 0.00       | 1,240.50    | 11,418.80   | 0.00         | 495.00     | 0.00        | 1,192.50     | 1,437.50     | 70,295.30         |
| 66400 Rent Expense - Other          |              | 733.33      | 733.33     | 1,466.66     | 0.00        | 733.33     | 1,507.01    | 0.00        | 741.40       | 741.40     | 741.40      | 741.40       | 741.40       | 8,880.66          |
| 67400 Taxes - Empr FUTA Expense     |              | 0.00        | 0.00       | 0.00         | 0.00        | (9,935.49) | 0.00        | 0.00        | 0.00         | 0.00       | 0.00        | 0.00         | 0.00         | (9,935.49)        |
| 67500 Taxes - Empr VI Unemp         |              | 0.00        | 0.00       | 0.00         | 0.00        | 0.00       | 13,047.65   | 0.00        | 0.00         | 0.00       | 1,273.38    | 24,930.39    | 0.00         | 39,251.42         |
| Total Expenses                      |              | 18,090.73   | 4,824.33   | 28,569.66    | 6,040.00    | (9,182.16) | 52,015.16   | 11,438.80   | 2,709.01     | 1,256.40   | 5,834.78    | 31,884.29    | 2,198.90     | 155,679.90        |
| Net Operating Income                |              | (18,090.73) | (4,824.33) | (28,569.66)  | (6,040.00)  | 9,182.16   | (52,015.16) | (11,438.80) | (2,709.01)   | (1,256.40) | (5,834.78)  | (31,884.29)  | (2,198.90)   | (155,679.90)      |
| <b>Other Income (Expense)</b>       |              |             |            |              |             |            |             |             |              |            |             |              |              |                   |
| 80000 Other Income (Expense)        |              | 0.00        | 0.00       | 0.00         | 0.00        | 0.00       | 0.00        | 0.00        | 0.00         | 65.72      | 0.00        | 0.00         | 4,846.12     | 4,911.84          |
| 80100 Interest Income - Taxable     |              | 0.00        | 0.00       | 0.00         | 0.00        | 249.05     | 0.00        | 0.00        | 0.00         | 0.00       | 0.00        | 0.00         | 0.00         | 249.05            |
| 80150 Interest Income - Nontaxable  |              | 20,000.00   | 16,250.00  | 7,093.75     | 5,625.00    | 16,250.00  | 23,750.00   | 14,375.00   | 19,343.75    | 7,875.00   | 10,405.56   | 12,312.50    | 24,878.47    | 178,159.03        |
| 80200 Dividend Income               |              | 1.15        | 1.16       | 18,397.13    | 1.42        | 1.51       | 23,693.84   | 1.78        | 2.91         | 13,872.20  | 1.15        | 1.52         | 26,332.32    | 82,308.09         |
| 80800 Broker & Account Mgt Fees     |              | (12,774.99) | 0.00       | 0.00         | (12,959.05) | 0.00       | 0.00        | (13,297.33) | 0.00         | 0.00       | (13,540.06) | 0.00         | 0.00         | (52,571.43)       |
| 81100 Proceeds from Securities Sold |              | 0.00        | 0.00       | 248,088.50   | 0.00        | 0.00       | 0.00        | 0.00        | 249,394.50   | 0.00       | 0.00        | 178,335.00   | 142,027.72   | 817,845.72        |
| 81200 Cost of Securities Sold       |              | 0.00        | 0.00       | (243,377.86) | 0.00        | 0.00       | 0.00        | 0.00        | (235,642.51) | 0.00       | 0.00        | (187,510.31) | (157,636.66) | (824,167.34)      |
| 81300 Basis Adj's Securities Sold   |              | (5,302.15)  | (5,680.69) | (5,113.31)   | (4,977.51)  | (5,329.14) | (5,179.64)  | (5,017.26)  | (8,069.96)   | (5,566.72) | (5,574.62)  | (5,461.96)   | (5,296.19)   | (66,569.15)       |
| 83100 ST Cap Gain Distrib's - BPPR  |              | 0.00        | 0.00       | 0.00         | 0.00        | 0.00       | 0.00        | 0.00        | 0.00         | 0.00       | 0.00        | 0.00         | 208.97       | 208.97            |
| 83200 LT Cap Gain Distrib's - BPPR  |              | 0.00        | 0.00       | 0.00         | 0.00        | 0.00       | 0.00        | 0.00        | 0.00         | 0.00       | 0.00        | 0.00         | 12,398.10    | 12,398.10         |
| Total Other Income (Expense)        |              | 1,924.01    | 10,570.47  | 25,088.21    | (12,310.14) | 11,171.42  | 42,264.20   | (3,937.81)  | 25,028.69    | 16,246.20  | (8,707.97)  | (34,207.54)  | 47,758.85    | 152,772.88        |
| Net Income                          |              | (16,166.72) | 5,746.14   | (3,481.45)   | (18,350.14) | 20,353.58  | (9,750.96)  | (15,376.61) | 22,319.68    | 14,989.80  | (14,542.75) | (2,323.25)   | 45,559.95    | (2,907.02)        |

United Corporation STT (Pship)  
Balance Sheets

|                                | As of:                                 | 01/31/16              | 02/29/16              | 03/31/16             | 04/30/16             | 05/31/16             | 06/30/16             | 07/31/16             | 08/31/16             | 09/30/16             | 10/31/16             | 11/30/16             | 12/31/16           |
|--------------------------------|--|-----------------------|-----------------------|----------------------|----------------------|----------------------|----------------------|----------------------|----------------------|----------------------|----------------------|----------------------|--------------------|
| <b>ASSETS</b>                  |  |                       |                       |                      |                      |                      |                      |                      |                      |                      |                      |                      |                    |
| <b>Current Assets</b>          |  |                       |                       |                      |                      |                      |                      |                      |                      |                      |                      |                      |                    |
| 10300                          | Cash - Bank Op'g 2010                  | (\$ 9,427.94)         | (\$ 9,427.94)         | (\$ 6,723.15)        | (\$ 6,723.15)        | (\$ 6,723.15)        | (\$ 6,723.15)        | (\$ 6,723.15)        | (\$ 6,723.15)        | (\$ 6,723.15)        | (\$ 6,723.15)        | (\$ 6,723.15)        | \$ 0.00            |
| 10350                          | Cash - Bank Payroll 0640               | (625.79)              | (625.79)              | (625.79)             | (625.79)             | (625.79)             | (625.79)             | (625.79)             | (625.79)             | (625.79)             | (625.79)             | (625.79)             | 0.00               |
|                                | <b>Total Current Assets</b>            | <b>(10,053.73)</b>    | <b>(10,053.73)</b>    | <b>(7,348.94)</b>    | <b>(7,348.94)</b>    | <b>(7,348.94)</b>    | <b>(7,348.94)</b>    | <b>(7,348.94)</b>    | <b>(7,348.94)</b>    | <b>(7,348.94)</b>    | <b>(7,348.94)</b>    | <b>(7,348.94)</b>    | <b>0.00</b>        |
| <b>Property and Equipment</b>  |  |                       |                       |                      |                      |                      |                      |                      |                      |                      |                      |                      |                    |
|                                | <b>Total Property and Equipment</b>    | <b>0.00</b>           | <b>0.00</b>           | <b>0.00</b>          | <b>0.00</b>          | <b>0.00</b>          | <b>0.00</b>          | <b>0.00</b>          | <b>0.00</b>          | <b>0.00</b>          | <b>0.00</b>          | <b>0.00</b>          | <b>0.00</b>        |
| <b>Other Assets</b>            |  |                       |                       |                      |                      |                      |                      |                      |                      |                      |                      |                      |                    |
|                                | <b>Total Other Assets</b>              | <b>0.00</b>           | <b>0.00</b>           | <b>0.00</b>          | <b>0.00</b>          | <b>0.00</b>          | <b>0.00</b>          | <b>0.00</b>          | <b>0.00</b>          | <b>0.00</b>          | <b>0.00</b>          | <b>0.00</b>          | <b>0.00</b>        |
|                                | <b>Total Assets</b>                    | <b>(\$ 10,053.73)</b> | <b>(\$ 10,053.73)</b> | <b>(\$ 7,348.94)</b> | <b>(\$ 7,348.94)</b> | <b>(\$ 7,348.94)</b> | <b>(\$ 7,348.94)</b> | <b>(\$ 7,348.94)</b> | <b>(\$ 7,348.94)</b> | <b>(\$ 7,348.94)</b> | <b>(\$ 7,348.94)</b> | <b>(\$ 7,348.94)</b> | <b>\$ 0.00</b>     |
| <b>LIABILITIES AND CAPITAL</b> |  |                       |                       |                      |                      |                      |                      |                      |                      |                      |                      |                      |                    |
| <b>Current Liabilities</b>     |  |                       |                       |                      |                      |                      |                      |                      |                      |                      |                      |                      |                    |
| 23000                          | Accrued Expenses                       | \$ 10,000.00          | \$ 10,000.00          | \$ 10,000.00         | \$ 10,000.00         | \$ 10,000.00         | \$ 10,000.00         | \$ 10,000.00         | \$ 10,000.00         | \$ 10,000.00         | \$ 10,000.00         | \$ 10,000.00         | \$ 10,000.00       |
|                                | <b>Total Current Liabilities</b>       | <b>10,000.00</b>      | <b>10,000.00</b>      | <b>10,000.00</b>     | <b>10,000.00</b>     | <b>10,000.00</b>     | <b>10,000.00</b>     | <b>10,000.00</b>     | <b>10,000.00</b>     | <b>10,000.00</b>     | <b>10,000.00</b>     | <b>10,000.00</b>     | <b>10,000.00</b>   |
| <b>Long-Term Liabilities</b>   |  |                       |                       |                      |                      |                      |                      |                      |                      |                      |                      |                      |                    |
| 28600                          | Pship Claims Reserve Clearing          | 10,901.51             | 16,791.51             | 19,496.30            | 19,496.30            | 19,496.30            | 19,496.30            | 19,496.30            | 19,496.30            | 19,496.30            | 19,496.30            | 19,496.30            | 19,496.30          |
|                                | <b>Total Long-Term Liabilities</b>     | <b>10,901.51</b>      | <b>16,791.51</b>      | <b>19,496.30</b>     | <b>19,496.30</b>     | <b>19,496.30</b>     | <b>19,496.30</b>     | <b>19,496.30</b>     | <b>19,496.30</b>     | <b>19,496.30</b>     | <b>19,496.30</b>     | <b>19,496.30</b>     | <b>19,496.30</b>   |
|                                | <b>Total Liabilities</b>               | <b>20,901.51</b>      | <b>26,791.51</b>      | <b>29,496.30</b>     | <b>29,496.30</b>     | <b>29,496.30</b>     | <b>29,496.30</b>     | <b>29,496.30</b>     | <b>29,496.30</b>     | <b>29,496.30</b>     | <b>29,496.30</b>     | <b>29,496.30</b>     | <b>29,496.30</b>   |
| <b>Capital</b>                 |  |                       |                       |                      |                      |                      |                      |                      |                      |                      |                      |                      |                    |
| 39000                          | Retained Earnings                      | (31,365.24)           | (31,365.24)           | (31,365.24)          | (31,365.24)          | (31,365.24)          | (31,365.24)          | (31,365.24)          | (31,365.24)          | (31,365.24)          | (31,365.24)          | (31,365.24)          | (31,365.24)        |
|                                | Net Income                             | 410.00                | (5,480.00)            | (5,480.00)           | (5,480.00)           | (5,480.00)           | (5,480.00)           | (5,480.00)           | (5,480.00)           | (5,480.00)           | (5,480.00)           | (5,480.00)           | 1,868.94           |
|                                | <b>Total Capital</b>                   | <b>(30,955.24)</b>    | <b>(36,845.24)</b>    | <b>(36,845.24)</b>   | <b>(36,845.24)</b>   | <b>(36,845.24)</b>   | <b>(36,845.24)</b>   | <b>(36,845.24)</b>   | <b>(36,845.24)</b>   | <b>(36,845.24)</b>   | <b>(36,845.24)</b>   | <b>(36,845.24)</b>   | <b>(29,496.30)</b> |
|                                | <b>Total Liabilities &amp; Capital</b> | <b>(\$ 10,053.73)</b> | <b>(\$ 10,053.73)</b> | <b>(\$ 7,348.94)</b> | <b>(\$ 7,348.94)</b> | <b>(\$ 7,348.94)</b> | <b>(\$ 7,348.94)</b> | <b>(\$ 7,348.94)</b> | <b>(\$ 7,348.94)</b> | <b>(\$ 7,348.94)</b> | <b>(\$ 7,348.94)</b> | <b>(\$ 7,348.94)</b> | <b>\$ 0.00</b>     |

United Corporation STT (Pship)  
Income Statement - 12 Periods

|                               | Month Ended:                        | 01/31/16        | 02/29/16          | 03/31/16    | 04/30/16    | 05/31/16    | 06/30/16    | 07/31/16    | 08/31/16    | 09/30/16    | 10/31/16    | 11/30/16    | 12/31/16        | 2016<br>YTD Total |
|-------------------------------|-------------------------------------|-----------------|-------------------|-------------|-------------|-------------|-------------|-------------|-------------|-------------|-------------|-------------|-----------------|-------------------|
| <b>Revenues</b>               |                                     |                 |                   |             |             |             |             |             |             |             |             |             |                 |                   |
| 48000                         | Revenue - Sales Discounts           | \$ 0.00         | (3,640.00)        | 0.00        | 0.00        | 0.00        | 0.00        | 0.00        | 0.00        | 0.00        | 0.00        | 0.00        | 0.00            | (\$ 3,640.00)     |
|                               | <b>Total Revenues</b>               | <b>0.00</b>     | <b>(3,640.00)</b> | <b>0.00</b> | <b>0.00</b> | <b>0.00</b> | <b>0.00</b> | <b>0.00</b> | <b>0.00</b> | <b>0.00</b> | <b>0.00</b> | <b>0.00</b> | <b>0.00</b>     | <b>(3,640.00)</b> |
| <b>Cost of Sales</b>          |                                     |                 |                   |             |             |             |             |             |             |             |             |             |                 |                   |
| 50000                         | COS - Purchases                     | (410.00)        | 0.00              | 0.00        | 0.00        | 0.00        | 0.00        | 0.00        | 0.00        | 0.00        | 0.00        | 0.00        | 0.00            | (410.00)          |
| 52200                         | COS - US Customs Expense            | 0.00            | 2,250.00          | 0.00        | 0.00        | 0.00        | 0.00        | 0.00        | 0.00        | 0.00        | 0.00        | 0.00        | 0.00            | 2,250.00          |
|                               | <b>Total Cost of Sales</b>          | <b>(410.00)</b> | <b>2,250.00</b>   | <b>0.00</b> | <b>0.00</b> | <b>0.00</b> | <b>0.00</b> | <b>0.00</b> | <b>0.00</b> | <b>0.00</b> | <b>0.00</b> | <b>0.00</b> | <b>0.00</b>     | <b>1,840.00</b>   |
|                               | <b>Gross Profit</b>                 | <b>410.00</b>   | <b>(5,890.00)</b> | <b>0.00</b> | <b>0.00</b> | <b>0.00</b> | <b>0.00</b> | <b>0.00</b> | <b>0.00</b> | <b>0.00</b> | <b>0.00</b> | <b>0.00</b> | <b>0.00</b>     | <b>(5,480.00)</b> |
| <b>Expenses</b>               |                                     |                 |                   |             |             |             |             |             |             |             |             |             |                 |                   |
|                               | <b>Total Expenses</b>               | <b>0.00</b>     | <b>0.00</b>       | <b>0.00</b> | <b>0.00</b> | <b>0.00</b> | <b>0.00</b> | <b>0.00</b> | <b>0.00</b> | <b>0.00</b> | <b>0.00</b> | <b>0.00</b> | <b>0.00</b>     | <b>0.00</b>       |
|                               | <b>Net Operating Income</b>         | <b>410.00</b>   | <b>(5,890.00)</b> | <b>0.00</b> | <b>0.00</b> | <b>0.00</b> | <b>0.00</b> | <b>0.00</b> | <b>0.00</b> | <b>0.00</b> | <b>0.00</b> | <b>0.00</b> | <b>0.00</b>     | <b>(5,480.00)</b> |
| <b>Other Income (Expense)</b> |                                     |                 |                   |             |             |             |             |             |             |             |             |             |                 |                   |
| 80000                         | Other Income (Expense)              | 0.00            | 0.00              | 0.00        | 0.00        | 0.00        | 0.00        | 0.00        | 0.00        | 0.00        | 0.00        | 0.00        | 7,348.94        | 7,348.94          |
|                               | <b>Total Other Income (Expense)</b> | <b>0.00</b>     | <b>0.00</b>       | <b>0.00</b> | <b>0.00</b> | <b>0.00</b> | <b>0.00</b> | <b>0.00</b> | <b>0.00</b> | <b>0.00</b> | <b>0.00</b> | <b>0.00</b> | <b>7,348.94</b> | <b>7,348.94</b>   |
|                               | <b>Net Income</b>                   | <b>\$ 0.00</b>  | <b>0.00</b>       | <b>0.00</b> | <b>0.00</b> | <b>0.00</b> | <b>0.00</b> | <b>0.00</b> | <b>0.00</b> | <b>0.00</b> | <b>0.00</b> | <b>0.00</b> | <b>7,348.94</b> | <b>1,868.94</b>   |

# Exhibit C

**United Corporation East (Pship)**  
**General Ledger**  
**For the Period From Jan 1, 2016 to Dec 31, 2016**

| Account ID | Account Description      | Date     | Reference    | Jrnl | Trans Description                    | Debit Amt | Credit Amt | Balance    |
|------------|--------------------------|----------|--------------|------|--------------------------------------|-----------|------------|------------|
| 10300      | Cash - Bank Op'g 8830    | 1/1/16   |              |      | Beginning Balance                    |           |            | -871.05    |
| 10300      | Cash - Bank Op'g 8830    | 12/31/16 | XJE111       | GENJ | W/O P'SHIP STALE DTD O/S CK 100095   | 500.00    |            |            |
| 10300      | Cash - Bank Op'g 8830    | 12/31/16 | XJE111       | GENJ | W/O P'SHIP STALE DTD O/S CK 100055   | 149.17    |            |            |
| 10300      | Cash - Bank Op'g 8830    | 12/31/16 | XJE111       | GENJ | W/O P'SHIP STALE DTD O/S CK 100309   | 87.17     |            |            |
| 10300      | Cash - Bank Op'g 8830    | 12/31/16 | XJE111       | GENJ | W/O P'SHIP STALE DTD O/S CK 63813    | 99.98     |            |            |
| 10300      | Cash - Bank Op'g 8830    | 12/31/16 | XJE111       | GENJ | W/O P'SHIP STALE DTD O/S CK 99060    | 34.73     |            |            |
| 10300      | Cash - Bank Op'g 8830    |          |              |      | Change                               | 871.05    |            | 871.05     |
| 20000      | Accounts Payable - Trade | 1/1/16   |              |      | Beginning Balance                    |           |            | -65,294.61 |
| 20000      | Accounts Payable - Trade | 1/27/16  | CRA292       | CDJ  | UNITED CORPORATION - Invoice: 15-113 | 6,459.00  |            |            |
| 20000      | Accounts Payable - Trade | 1/27/16  | CRA292       | CDJ  | UNITED CORPORATION - Invoice: CRA28  |           | 30,827.00  |            |
| 20000      | Accounts Payable - Trade | 1/27/16  | CRA292       | CDJ  | UNITED CORPORATION - Invoice: 15-103 | 375.00    |            |            |
| 20000      | Accounts Payable - Trade | 1/27/16  | CRA292       | CDJ  | UNITED CORPORATION - Invoice: 15-082 | 174.00    |            |            |
| 20000      | Accounts Payable - Trade | 1/27/16  | CRA292       | CDJ  | UNITED CORPORATION - Invoice: 15-113 | 22,319.00 |            |            |
| 20000      | Accounts Payable - Trade | 1/27/16  | CRA292       | CDJ  | UNITED CORPORATION - Invoice: 15-122 | 5.75      |            |            |
| 20000      | Accounts Payable - Trade | 1/27/16  | CRA292       | CDJ  | UNITED CORPORATION - Invoice: 15-123 | 26,149.07 |            |            |
| 20000      | Accounts Payable - Trade | 1/27/16  | CRA292       | CDJ  | UNITED CORPORATION - Invoice: 15-121 | 54.89     |            |            |
| 20000      | Accounts Payable - Trade | 1/27/16  | CRA292       | CDJ  | UNITED CORPORATION - Invoice: 15-123 | 27,898.75 |            |            |
| 20000      | Accounts Payable - Trade | 1/27/16  | CRA292       | CDJ  | UNITED CORPORATION - Invoice: 15-123 | 12,686.15 |            |            |
| 20000      | Accounts Payable - Trade | 1/31/16  | 16-0131-01   | PJ   | UNITED CORPORATION                   |           | 24,055.00  |            |
| 20000      | Accounts Payable - Trade | 1/31/16  | 16-0131-02   | PJ   | UNITED CORPORATION                   |           | 8,774.00   |            |
| 20000      | Accounts Payable - Trade | 2/16/16  | 16-0216-01   | PJ   | UNITED CORPORATION                   |           | 317.99     |            |
| 20000      | Accounts Payable - Trade | 2/16/16  | 16-0216-02   | PJ   | UNITED CORPORATION                   |           | 982.68     |            |
| 20000      | Accounts Payable - Trade | 2/29/16  | 16-0229-01   | PJ   | UNITED CORPORATION                   |           | 23,698.00  |            |
| 20000      | Accounts Payable - Trade | 2/29/16  | 16-0229-02   | PJ   | UNITED CORPORATION                   |           | 8,732.00   |            |
| 20000      | Accounts Payable - Trade | 3/9/16   | 297          | CDJ  | UNITED CORPORATION - Invoice: 16-013 | 24,055.00 |            |            |
| 20000      | Accounts Payable - Trade | 3/9/16   | 297          | CDJ  | UNITED CORPORATION - Invoice: 16-022 | 8,732.00  |            |            |
| 20000      | Accounts Payable - Trade | 3/9/16   | 297          | CDJ  | UNITED CORPORATION - Invoice: 16-022 | 23,698.00 |            |            |
| 20000      | Accounts Payable - Trade | 3/9/16   | 297          | CDJ  | UNITED CORPORATION - Invoice: 16-021 | 317.99    |            |            |
| 20000      | Accounts Payable - Trade | 3/9/16   | 297          | CDJ  | UNITED CORPORATION - Invoice: 16-021 | 982.68    |            |            |
| 20000      | Accounts Payable - Trade | 3/9/16   | 297          | CDJ  | UNITED CORPORATION - Invoice: 16-013 | 8,774.00  |            |            |
| 20000      | Accounts Payable - Trade | 3/31/16  | 16-0331-01   | PJ   | UNITED CORPORATION                   |           | 29,603.75  |            |
| 20000      | Accounts Payable - Trade | 3/31/16  | 16-0331-02   | PJ   | UNITED CORPORATION                   |           | 8,717.00   |            |
| 20000      | Accounts Payable - Trade | 3/31/16  | 16-0331-03   | PJ   | UNITED CORPORATION                   |           | 3,000.00   |            |
| 20000      | Accounts Payable - Trade | 4/1/16   | 302          | CDJ  | UNITED CORPORATION - Invoice: 16-033 | 29,603.75 |            |            |
| 20000      | Accounts Payable - Trade | 4/1/16   | 302          | CDJ  | UNITED CORPORATION - Invoice: 16-033 | 3,000.00  |            |            |
| 20000      | Accounts Payable - Trade | 4/1/16   | 302          | CDJ  | UNITED CORPORATION - Invoice: 16-033 | 8,717.00  |            |            |
| 20000      | Accounts Payable - Trade | 4/1/16   | FUTA2013     | PJ   | INTERNAL REVENUE SERVICE             |           | 74,779.10  |            |
| 20000      | Accounts Payable - Trade | 4/15/16  | 16-0415-01   | PJ   | UNITED CORPORATION                   |           | 50.00      |            |
| 20000      | Accounts Payable - Trade | 4/18/16  | 16-0418-01   | PJ   | UNITED CORPORATION                   |           | 260.00     |            |
| 20000      | Accounts Payable - Trade | 4/22/16  | 16-0422-01   | PJ   | UNITED CORPORATION                   | 1,246.21  |            |            |
| 20000      | Accounts Payable - Trade | 4/30/16  | 16-0430-01   | PJ   | UNITED CORPORATION                   |           | 23,683.00  |            |
| 20000      | Accounts Payable - Trade | 4/30/16  | 16-0430-02   | PJ   | UNITED CORPORATION                   |           | 8,612.00   |            |
| 20000      | Accounts Payable - Trade | 4/30/16  | 16-0430-03   | PJ   | UNITED CORPORATION                   |           | 1,000.00   |            |
| 20000      | Accounts Payable - Trade | 5/31/16  | 16-0531-01   | PJ   | UNITED CORPORATION                   |           | 23,683.00  |            |
| 20000      | Accounts Payable - Trade | 5/31/16  | 16-0531-02   | PJ   | UNITED CORPORATION                   |           | 8,612.00   |            |
| 20000      | Accounts Payable - Trade | 5/31/16  | 16-0531-03   | PJ   | UNITED CORPORATION                   |           | 1,000.00   |            |
| 20000      | Accounts Payable - Trade | 6/10/16  | CRA312CM     | PJ   | UNITED CORPORATION                   | 65,653.79 |            |            |
| 20000      | Accounts Payable - Trade | 6/10/16  | CRA312       | CDJ  | UNITED CORPORATION - Invoice: 16-043 | 1,000.00  |            |            |
| 20000      | Accounts Payable - Trade | 6/10/16  | CRA312       | CDJ  | UNITED CORPORATION - Invoice: 16-041 | 260.00    |            |            |
| 20000      | Accounts Payable - Trade | 6/10/16  | CRA312       | CDJ  | UNITED CORPORATION - Invoice: 16-041 | 50.00     |            |            |
| 20000      | Accounts Payable - Trade | 6/10/16  | CRA312       | CDJ  | UNITED CORPORATION - Invoice: 16-042 |           | 1,246.21   |            |
| 20000      | Accounts Payable - Trade | 6/10/16  | CRA312       | CDJ  | UNITED CORPORATION - Invoice: CRA31  |           | 65,653.79  |            |
| 20000      | Accounts Payable - Trade | 6/10/16  | CRA312       | CDJ  | UNITED CORPORATION - Invoice: 16-053 | 8,612.00  |            |            |
| 20000      | Accounts Payable - Trade | 6/10/16  | CRA312       | CDJ  | UNITED CORPORATION - Invoice: 16-053 | 1,000.00  |            |            |
| 20000      | Accounts Payable - Trade | 6/10/16  | CRA312       | CDJ  | UNITED CORPORATION - Invoice: 16-053 | 23,683.00 |            |            |
| 20000      | Accounts Payable - Trade | 6/10/16  | CRA312       | CDJ  | UNITED CORPORATION - Invoice: 16-043 | 23,683.00 |            |            |
| 20000      | Accounts Payable - Trade | 6/10/16  | CRA312       | CDJ  | UNITED CORPORATION - Invoice: 16-043 | 8,612.00  |            |            |
| 20000      | Accounts Payable - Trade | 6/10/16  | CRA315CM     | PJ   | UNITED CORPORATION                   | 500.00    |            |            |
| 20000      | Accounts Payable - Trade | 6/30/16  | 16-0630-01   | PJ   | UNITED CORPORATION                   |           | 28,084.75  |            |
| 20000      | Accounts Payable - Trade | 6/30/16  | 16-0630-02   | PJ   | UNITED CORPORATION                   |           | 10,765.00  |            |
| 20000      | Accounts Payable - Trade | 6/30/16  | 16-0630-03   | PJ   | UNITED CORPORATION                   |           | 1,000.00   |            |
| 20000      | Accounts Payable - Trade | 7/19/16  | 16-0719-01   | PJ   | UNITED CORPORATION                   |           | 50,000.00  |            |
| 20000      | Accounts Payable - Trade | 7/31/16  | 16-0731-01   | PJ   | UNITED CORPORATION                   |           | 22,319.00  |            |
| 20000      | Accounts Payable - Trade | 7/31/16  | 16-0731-02   | PJ   | UNITED CORPORATION                   |           | 8,612.00   |            |
| 20000      | Accounts Payable - Trade | 7/31/16  | 16-0731-03   | PJ   | UNITED CORPORATION                   |           | 1,000.00   |            |
| 20000      | Accounts Payable - Trade | 8/9/16   | CM16-0719-01 | PJ   | UNITED CORPORATION                   | 50,000.00 |            |            |
| 20000      | Accounts Payable - Trade | 8/12/16  | 321CM        | PJ   | UNITED CORPORATION                   | 71,280.75 |            |            |
| 20000      | Accounts Payable - Trade | 8/12/16  | CRA321       | CDJ  | UNITED CORPORATION - Invoice: 16-063 | 28,084.75 |            |            |
| 20000      | Accounts Payable - Trade | 8/12/16  | CRA321       | CDJ  | UNITED CORPORATION - Invoice: 16-073 | 1,000.00  |            |            |
| 20000      | Accounts Payable - Trade | 8/12/16  | CRA321       | CDJ  | UNITED CORPORATION - Invoice: 16-073 | 8,612.00  |            |            |
| 20000      | Accounts Payable - Trade | 8/12/16  | CRA321       | CDJ  | UNITED CORPORATION - Invoice: 16-073 | 22,319.00 |            |            |
| 20000      | Accounts Payable - Trade | 8/12/16  | CRA321       | CDJ  | UNITED CORPORATION - Invoice: 16-063 | 1,000.00  |            |            |
| 20000      | Accounts Payable - Trade | 8/12/16  | CRA321       | CDJ  | UNITED CORPORATION - Invoice: CRA31  |           | 500.00     |            |



| Account ID | Account Description           | Date            | Reference    | Jrnl | Trans Description                    | Debit Amt  | Credit Amt | Balance            |
|------------|-------------------------------|-----------------|--------------|------|--------------------------------------|------------|------------|--------------------|
| 20000      | Accounts Payable - Trade      | 8/12/16         | CRA321       | CDJ  | UNITED CORPORATION - Invoice: 321CM  |            | 71,280.75  |                    |
| 20000      | Accounts Payable - Trade      | 8/12/16         | CRA321       | CDJ  | UNITED CORPORATION - Invoice: 16-063 | 10,765.00  |            |                    |
| 20000      | Accounts Payable - Trade      | 8/13/16         | 16-0813-01   | PJ   | UNITED CORPORATION                   |            | 40.00      |                    |
| 20000      | Accounts Payable - Trade      | 8/17/16         | 16-0817-01   | PJ   | VI EMPLOYMENT SECURITY AGENCY        |            | 38,449.90  |                    |
| 20000      | Accounts Payable - Trade      | 8/30/16         | 16-0813-01CM | PJ   | UNITED CORPORATION                   | 40.00      |            |                    |
| 20000      | Accounts Payable - Trade      | 8/31/16         | 16-0831-01   | PJ   | UNITED CORPORATION                   |            | 27,898.75  |                    |
| 20000      | Accounts Payable - Trade      | 8/31/16         | 16-0831-02   | PJ   | UNITED CORPORATION                   |            | 5,381.62   |                    |
| 20000      | Accounts Payable - Trade      | 8/31/16         | 16-0831-03   | PJ   | UNITED CORPORATION                   |            | 500.00     |                    |
| 20000      | Accounts Payable - Trade      | 9/30/16         | 16-0930-01   | PJ   | UNITED CORPORATION                   |            | 22,319.00  |                    |
| 20000      | Accounts Payable - Trade      | 9/30/16         | 16-0930-02   | PJ   | UNITED CORPORATION                   |            | 4,305.12   |                    |
| 20000      | Accounts Payable - Trade      | 9/30/16         | 16-0930-03   | PJ   | UNITED CORPORATION                   |            | 500.00     |                    |
| 20000      | Accounts Payable - Trade      | 10/7/16         | CM16-0930    | PJ   | UNITED CORPORATION                   | 60,904.49  |            |                    |
| 20000      | Accounts Payable - Trade      | 10/7/16         | CRA326       | CDJ  | UNITED CORPORATION - Invoice: 16-083 | 5,381.62   |            |                    |
| 20000      | Accounts Payable - Trade      | 10/7/16         | CRA326       | CDJ  | UNITED CORPORATION - Invoice: CM16-  |            | 60,904.49  |                    |
| 20000      | Accounts Payable - Trade      | 10/7/16         | CRA326       | CDJ  | UNITED CORPORATION - Invoice: 16-093 | 22,319.00  |            |                    |
| 20000      | Accounts Payable - Trade      | 10/7/16         | CRA326       | CDJ  | UNITED CORPORATION - Invoice: 16-093 | 500.00     |            |                    |
| 20000      | Accounts Payable - Trade      | 10/7/16         | CRA326       | CDJ  | UNITED CORPORATION - Invoice: 16-083 | 500.00     |            |                    |
| 20000      | Accounts Payable - Trade      | 10/7/16         | CRA326       | CDJ  | UNITED CORPORATION - Invoice: 16-083 | 27,898.75  |            |                    |
| 20000      | Accounts Payable - Trade      | 10/7/16         | CRA326       | CDJ  | UNITED CORPORATION - Invoice: 16-093 | 4,305.12   |            |                    |
| 20000      | Accounts Payable - Trade      | 10/31/16        | 16-1031-03   | PJ   | UNITED CORPORATION                   |            | 500.00     |                    |
| 20000      | Accounts Payable - Trade      | 10/31/16        | 16-1031-01   | PJ   | UNITED CORPORATION                   |            | 22,319.00  |                    |
| 20000      | Accounts Payable - Trade      | 10/31/16        | 16-1031-02   | PJ   | UNITED CORPORATION                   |            | 4,305.12   |                    |
| 20000      | Accounts Payable - Trade      | 11/23/16        | CM16-1031    | PJ   | UNITED CORPORATION                   | 27,124.12  |            |                    |
| 20000      | Accounts Payable - Trade      | 11/23/16        | CRA332       | CDJ  | UNITED CORPORATION - Invoice: 16-103 | 4,305.12   |            |                    |
| 20000      | Accounts Payable - Trade      | 11/23/16        | CRA332       | CDJ  | UNITED CORPORATION - Invoice: 16-103 | 500.00     |            |                    |
| 20000      | Accounts Payable - Trade      | 11/23/16        | CRA332       | CDJ  | UNITED CORPORATION - Invoice: CM16-  |            | 27,124.12  |                    |
| 20000      | Accounts Payable - Trade      | 11/23/16        | CRA332       | CDJ  | UNITED CORPORATION - Invoice: 16-103 | 22,319.00  |            |                    |
| 20000      | Accounts Payable - Trade      | 11/30/16        | 16-0817-01CM | PJ   | VI EMPLOYMENT SECURITY AGENCY        | 38,449.90  |            |                    |
| 20000      | Accounts Payable - Trade      | 11/30/16        | 16-1101-01   | PJ   | UNITED CORPORATION                   |            | 27,898.75  |                    |
| 20000      | Accounts Payable - Trade      | 11/30/16        | 16-1130-02   | PJ   | UNITED CORPORATION                   |            | 5,381.40   |                    |
| 20000      | Accounts Payable - Trade      | 12/31/16        | 16-1231-01   | PJ   | UNITED CORPORATION                   |            | 22,319.00  |                    |
| 20000      | Accounts Payable - Trade      | 12/31/16        | 16-1231-02   | PJ   | UNITED CORPORATION                   |            | 5,299.03   |                    |
| 20000      | Accounts Payable - Trade      |                 |              |      | Change                               | 745,910.65 | 816,293.32 | -70,382.67         |
|            |                               | <b>12/31/16</b> |              |      | <b>Ending Balance</b>                |            |            | <b>-135,677.28</b> |
| 23000      | Accrued Expenses              | 1/1/16          |              |      | Beginning Balance                    |            |            | -10,000.00         |
|            |                               | <b>12/31/16</b> |              |      | <b>Ending Balance</b>                |            |            | <b>-10,000.00</b>  |
| 28600      | Pship Claims Reserve Clearing | 1/1/16          |              |      | Beginning Balance                    |            |            |                    |
| 28600      | Pship Claims Reserve Clearing | 1/27/16         | CRA292       | CDJ  | UNITED CORPORATION                   |            | 65,294.61  |                    |
| 28600      | Pship Claims Reserve Clearing | 3/9/16          | 297          | CDJ  | UNITED CORPORATION                   |            | 66,559.67  |                    |
| 28600      | Pship Claims Reserve Clearing | 4/1/16          | 302          | CDJ  | UNITED CORPORATION                   |            | 41,320.75  |                    |
| 28600      | Pship Claims Reserve Clearing | 4/22/16         | 16-0422-01   | PJ   | UNITED CORPORATION - LUTHERAN F      |            | 1,246.21   |                    |
| 28600      | Pship Claims Reserve Clearing | 6/10/16         | CRA312CM     | PJ   | UNITED CORPORATION - REIMB APR &     |            | 65,653.79  |                    |
| 28600      | Pship Claims Reserve Clearing | 8/9/16          | CM16-0719-01 | PJ   | UNITED CORPORATION - JONES SETTL     |            | 50,000.00  |                    |
| 28600      | Pship Claims Reserve Clearing | 8/12/16         | 321CM        | PJ   | UNITED CORPORATION - CRA REIMB PI    |            | 71,280.75  |                    |
| 28600      | Pship Claims Reserve Clearing | 8/30/16         | 16-0813-01CM | PJ   | UNITED CORPORATION - PAID BY WES     |            | 40.00      |                    |
| 28600      | Pship Claims Reserve Clearing | 10/7/16         | CM16-0930    | PJ   | UNITED CORPORATION - P'SHIP EAST     |            | 60,904.49  |                    |
| 28600      | Pship Claims Reserve Clearing | 11/23/16        | CM16-1031    | PJ   | UNITED CORPORATION - CRA CHK 332     |            | 27,124.12  |                    |
| 28600      | Pship Claims Reserve Clearing |                 |              |      | Change                               |            | 449,424.39 | -449,424.39        |
|            |                               | <b>12/31/16</b> |              |      | <b>Ending Balance</b>                |            |            | <b>-449,424.39</b> |
| 39000      | Retained Earnings             | 1/1/16          |              |      | Beginning Balance                    |            |            | 76,165.66          |
|            |                               | <b>12/31/16</b> |              |      | <b>Ending Balance</b>                |            |            | <b>76,165.66</b>   |
| 47000      | Revenue - Miscellaneous Sales | 1/1/16          |              |      | Beginning Balance                    |            |            |                    |
| 47000      | Revenue - Miscellaneous Sales | 4/15/16         | 16-0415-01   | PJ   | UNITED CORPORATION - STT GIFT CEF    | 50.00      |            |                    |
| 47000      | Revenue - Miscellaneous Sales |                 |              |      | Change                               | 50.00      |            | 50.00              |
|            |                               | <b>12/31/16</b> |              |      | <b>Ending Balance</b>                |            |            | <b>50.00</b>       |
| 48000      | Revenue - Sales Discounts     | 1/1/16          |              |      | Beginning Balance                    |            |            |                    |
| 48000      | Revenue - Sales Discounts     | 8/13/16         | 16-0813-01   | PJ   | UNITED CORPORATION - GIFT CERT RE    | 40.00      |            |                    |
| 48000      | Revenue - Sales Discounts     |                 |              |      | Change                               | 40.00      |            | 40.00              |
|            |                               | <b>12/31/16</b> |              |      | <b>Ending Balance</b>                |            |            | <b>40.00</b>       |
| 51000      | COS - Freight Expense         | 1/1/16          |              |      | Beginning Balance                    |            |            |                    |
| 51000      | COS - Freight Expense         | 4/18/16         | 16-0418-01   | PJ   | UNITED CORPORATION - REIMB PE EA     | 260.00     |            |                    |
| 51000      | COS - Freight Expense         |                 |              |      | Change                               | 260.00     |            | 260.00             |
|            |                               | <b>12/31/16</b> |              |      | <b>Ending Balance</b>                |            |            | <b>260.00</b>      |
| 63200      | Insurance - Gen Liability     | 1/1/16          |              |      | Beginning Balance                    |            |            |                    |
| 63200      | Insurance - Gen Liability     | 7/19/16         | 16-0719-01   | PJ   | UNITED CORPORATION - JONES SETTL     | 50,000.00  |            |                    |
| 63200      | Insurance - Gen Liability     |                 |              |      | Change                               | 50,000.00  |            | 50,000.00          |
|            |                               | <b>12/31/16</b> |              |      | <b>Ending Balance</b>                |            |            | <b>50,000.00</b>   |
| 63600      | Insurance - Workers' Comp     | 1/1/16          |              |      | Beginning Balance                    |            |            |                    |
| 63600      | Insurance - Workers' Comp     | 2/16/16         | 16-0216-01   | PJ   | UNITED CORPORATION - WORKERS' C      | 317.99     |            |                    |
| 63600      | Insurance - Workers' Comp     |                 |              |      | Change                               | 317.99     |            | 317.99             |
|            |                               | <b>12/31/16</b> |              |      | <b>Ending Balance</b>                |            |            | <b>317.99</b>      |
| 67400      | Taxes - Empr FUTA Expense     | 1/1/16          |              |      | Beginning Balance                    |            |            |                    |
| 67400      | Taxes - Empr FUTA Expense     | 2/16/16         | 16-0216-02   | PJ   | UNITED CORPORATION - FUTA LATE FE    | 982.68     |            |                    |
| 67400      | Taxes - Empr FUTA Expense     | 4/1/16          | FUTA2013     | PJ   | INTERNAL REVENUE SERVICE - 02/12/1   | 74,779.10  |            |                    |
| 67400      | Taxes - Empr FUTA Expense     |                 |              |      | Change                               | 75,761.78  |            | 75,761.78          |
|            |                               | <b>12/31/16</b> |              |      | <b>Ending Balance</b>                |            |            | <b>75,761.78</b>   |
| 67500      | Taxes - Empr VI Unemp         | 1/1/16          |              |      | Beginning Balance                    |            |            |                    |

| Account ID | Account Description      | Date            | Reference    | Jrnl | Trans Description                  | Debit Amt  | Credit Amt | Balance           |
|------------|--------------------------|-----------------|--------------|------|------------------------------------|------------|------------|-------------------|
| 67500      | Taxes - Empr VI Unemp    | 6/10/16         | CRA315CM     | PJ   | UNITED CORPORATION - CREDIT PSHIF  |            | 500.00     |                   |
| 67500      | Taxes - Empr VI Unemp    | 8/17/16         | 16-0817-01   | PJ   | VI EMPLOYMENT SECURITY AGENCY -    | 38,449.90  |            |                   |
| 67500      | Taxes - Empr VI Unemp    | 11/30/16        | 16-0817-01CM | PJ   | VI EMPLOYMENT SECURITY AGENCY -    |            | 38,449.90  |                   |
| 67500      | Taxes - Empr VI Unemp    |                 |              |      | Change                             | 38,449.90  | 38,949.90  | -500.00           |
|            |                          | <b>12/31/16</b> |              |      | <b>Ending Balance</b>              |            |            | <b>-500.00</b>    |
| 68200      | Travel & Hotels Expense  | 1/1/16          |              |      | Beginning Balance                  |            |            |                   |
| 68200      | Travel & Hotels Expense  | 3/31/16         | 16-0331-03   | PJ   | UNITED CORPORATION - GAFFNEY TR/   | 3,000.00   |            |                   |
| 68200      | Travel & Hotels Expense  | 4/30/16         | 16-0430-03   | PJ   | UNITED CORPORATION - GAFFNEY APF   | 1,000.00   |            |                   |
| 68200      | Travel & Hotels Expense  | 5/31/16         | 16-0531-03   | PJ   | UNITED CORPORATION - GAFFNEY MA'   | 1,000.00   |            |                   |
| 68200      | Travel & Hotels Expense  | 6/30/16         | 16-0630-03   | PJ   | UNITED CORPORATION - GAFFNEY JUN   | 1,000.00   |            |                   |
| 68200      | Travel & Hotels Expense  | 7/31/16         | 16-0731-03   | PJ   | UNITED CORPORATION - GAFFNEY JUL   | 1,000.00   |            |                   |
| 68200      | Travel & Hotels Expense  | 8/31/16         | 16-0831-03   | PJ   | UNITED CORPORATION - 50% GAFFNE\   | 500.00     |            |                   |
| 68200      | Travel & Hotels Expense  | 9/30/16         | 16-0930-03   | PJ   | UNITED CORPORATION - 50% GAFFNE\   | 500.00     |            |                   |
| 68200      | Travel & Hotels Expense  | 10/31/16        | 16-1031-03   | PJ   | UNITED CORPORATION - 50% GAFFNE\   | 500.00     |            |                   |
| 68200      | Travel & Hotels Expense  |                 |              |      | Change                             | 8,500.00   |            | 8,500.00          |
|            |                          | <b>12/31/16</b> |              |      | <b>Ending Balance</b>              |            |            | <b>8,500.00</b>   |
| 69000      | Wages - Officer Salaries | 1/1/16          |              |      | Beginning Balance                  |            |            |                   |
| 69000      | Wages - Officer Salaries | 1/31/16         | 16-0131-01   | PJ   | UNITED CORPORATION - FATHI YUSUF   | 24,055.00  |            |                   |
| 69000      | Wages - Officer Salaries | 2/29/16         | 16-0229-01   | PJ   | UNITED CORPORATION - FATHI YUSUF   | 23,698.00  |            |                   |
| 69000      | Wages - Officer Salaries | 3/31/16         | 16-0331-01   | PJ   | UNITED CORPORATION - FATHI YUSUF   | 29,603.75  |            |                   |
| 69000      | Wages - Officer Salaries | 4/30/16         | 16-0430-01   | PJ   | UNITED CORPORATION - FATHI YUSUF   | 23,683.00  |            |                   |
| 69000      | Wages - Officer Salaries | 5/31/16         | 16-0531-01   | PJ   | UNITED CORPORATION - FATHI YUSUF   | 23,683.00  |            |                   |
| 69000      | Wages - Officer Salaries | 6/30/16         | 16-0630-01   | PJ   | UNITED CORPORATION - FATHI YUSUF   | 28,084.75  |            |                   |
| 69000      | Wages - Officer Salaries | 7/31/16         | 16-0731-01   | PJ   | UNITED CORPORATION - FATHY YUSUF   | 22,319.00  |            |                   |
| 69000      | Wages - Officer Salaries | 8/31/16         | 16-0831-01   | PJ   | UNITED CORPORATION - FATHI YUSUF   | 27,898.75  |            |                   |
| 69000      | Wages - Officer Salaries | 9/30/16         | 16-0930-01   | PJ   | UNITED CORPORATION - FATHI YUSUF   | 22,319.00  |            |                   |
| 69000      | Wages - Officer Salaries | 10/31/16        | 16-1031-01   | PJ   | UNITED CORPORATION - FATHI YUSUF   | 22,319.00  |            |                   |
| 69000      | Wages - Officer Salaries | 11/30/16        | 16-1101-01   | PJ   | UNITED CORPORATION - FATHI YUSUF   | 27,898.75  |            |                   |
| 69000      | Wages - Officer Salaries | 12/31/16        | 16-1231-01   | PJ   | UNITED CORPORATION - FATHI YUSUF   | 22,319.00  |            |                   |
| 69000      | Wages - Officer Salaries |                 |              |      | Change                             | 297,881.00 |            | 297,881.00        |
|            |                          | <b>12/31/16</b> |              |      | <b>Ending Balance</b>              |            |            | <b>297,881.00</b> |
| 69200      | Wages - Managers         | 1/1/16          |              |      | Beginning Balance                  |            |            |                   |
| 69200      | Wages - Managers         | 1/31/16         | 16-0131-02   | PJ   | UNITED CORPORATION - JOHN GAFFNI   | 8,774.00   |            |                   |
| 69200      | Wages - Managers         | 2/29/16         | 16-0229-02   | PJ   | UNITED CORPORATION - JOHN GAFFNI   | 8,732.00   |            |                   |
| 69200      | Wages - Managers         | 3/31/16         | 16-0331-02   | PJ   | UNITED CORPORATION - GAFFNEY MAI   | 8,717.00   |            |                   |
| 69200      | Wages - Managers         | 4/30/16         | 16-0430-02   | PJ   | UNITED CORPORATION - JOHN GAFFNI   | 8,612.00   |            |                   |
| 69200      | Wages - Managers         | 5/31/16         | 16-0531-02   | PJ   | UNITED CORPORATION - JOHN GAFFNI   | 8,612.00   |            |                   |
| 69200      | Wages - Managers         | 6/30/16         | 16-0630-02   | PJ   | UNITED CORPORATION - JOHN GAFFNI   | 10,765.00  |            |                   |
| 69200      | Wages - Managers         | 7/31/16         | 16-0731-02   | PJ   | UNITED CORPORATION - JOHN GAFFNI   | 8,612.00   |            |                   |
| 69200      | Wages - Managers         | 8/31/16         | 16-0831-02   | PJ   | UNITED CORPORATION - GAFFNEY AU(   | 5,381.62   |            |                   |
| 69200      | Wages - Managers         | 9/30/16         | 16-0930-02   | PJ   | UNITED CORPORATION - GAFFNEY SEF   | 4,305.12   |            |                   |
| 69200      | Wages - Managers         | 10/31/16        | 16-1031-02   | PJ   | UNITED CORPORATION - GAFFNEY OC'   | 4,305.12   |            |                   |
| 69200      | Wages - Managers         | 11/30/16        | 16-1130-02   | PJ   | UNITED CORPORATION - JOHN GAFFNI   | 5,381.40   |            |                   |
| 69200      | Wages - Managers         | 12/31/16        | 16-1231-02   | PJ   | UNITED CORPORATION - JOHN GAFFNI   | 5,299.03   |            |                   |
| 69200      | Wages - Managers         |                 |              |      | Change                             | 87,496.29  |            | 87,496.29         |
|            |                          | <b>12/31/16</b> |              |      | <b>Ending Balance</b>              |            |            | <b>87,496.29</b>  |
| 80000      | Other Income (Expense)   | 1/1/16          |              |      | Beginning Balance                  |            |            |                   |
| 80000      | Other Income (Expense)   | 12/31/16        | XJE111       | GENJ | W/O P'SHIP STALE DTD O/S CK 100309 |            | 87.17      |                   |
| 80000      | Other Income (Expense)   | 12/31/16        | XJE111       | GENJ | W/O P'SHIP STALE DTD O/S CK 100095 |            | 500.00     |                   |
| 80000      | Other Income (Expense)   | 12/31/16        | XJE111       | GENJ | W/O P'SHIP STALE DTD O/S CK 99060  |            | 34.73      |                   |
| 80000      | Other Income (Expense)   | 12/31/16        | XJE111       | GENJ | W/O P'SHIP STALE DTD O/S CK 100055 |            | 149.17     |                   |
| 80000      | Other Income (Expense)   | 12/31/16        | XJE111       | GENJ | W/O P'SHIP STALE DTD O/S CK 63813  |            | 99.98      |                   |
| 80000      | Other Income (Expense)   |                 |              |      | Change                             |            | 871.05     | -871.05           |
|            |                          | <b>12/31/16</b> |              |      | <b>Ending Balance</b>              |            |            | <b>-871.05</b>    |

**United Corporation STT (Pship)**  
**General Ledger**  
**For the Period From Jan 1, 2016 to Dec 31, 2016**

| Account ID | Account Description           | Date     | Reference  | Jrnl | Trans Description                  | Debit Amt | Credit Amt | Balance    |
|------------|-------------------------------|----------|------------|------|------------------------------------|-----------|------------|------------|
| 10300      | Cash - Bank Op'g 2010         | 1/1/16   |            |      | Beginning Balance                  |           |            | -9,427.94  |
| 10300      | Cash - Bank Op'g 2010         | 3/11/16  | 41375V     | CDJ  | WE ARE WINE LLC                    | 2,704.79  |            |            |
| 10300      | Cash - Bank Op'g 2010         | 12/31/16 | JE31       | GENJ | W/O STALE DATED CHECKS IN CLOSEI   | 6,723.15  |            |            |
| 10300      | Cash - Bank Op'g 2010         |          |            |      | Change                             | 9,427.94  |            | 9,427.94   |
| 10350      | Cash - Bank Payroll 0640      | 1/1/16   |            |      | Beginning Balance                  |           |            | -625.79    |
| 10350      | Cash - Bank Payroll 0640      | 12/31/16 | JE31       | GENJ | W/O STALE DATED CHECKS IN CLOSEI   | 625.79    |            |            |
| 10350      | Cash - Bank Payroll 0640      |          |            |      | Change                             | 625.79    |            | 625.79     |
| 20000      | Accounts Payable - Trade      | 1/1/16   |            |      | Beginning Balance                  |           |            | -11,311.51 |
| 20000      | Accounts Payable - Trade      | 1/1/16   | 16-0101-01 | PJ   | RAJA FOODS                         | 410.00    |            |            |
| 20000      | Accounts Payable - Trade      | 1/25/16  | 16-0125-01 | PJ   | CARIBBEAN REFRIGERATION & MECH     | 5,088.97  |            |            |
| 20000      | Accounts Payable - Trade      | 1/25/16  | 16-0125-02 | PJ   | CARIBBEAN REFRIGERATION & MECH     | 5,812.54  |            |            |
| 20000      | Accounts Payable - Trade      | 3/11/16  | 41375V     | CDJ  | WE ARE WINE LLC - Invoice: 0197    |           | 242.36     |            |
| 20000      | Accounts Payable - Trade      | 3/11/16  | 41375V     | CDJ  | WE ARE WINE LLC - Invoice: 0377    |           | 480.00     |            |
| 20000      | Accounts Payable - Trade      | 3/11/16  | 41375V     | CDJ  | WE ARE WINE LLC - Invoice: 0372    | 35.53     |            |            |
| 20000      | Accounts Payable - Trade      | 3/11/16  | 41375V     | CDJ  | WE ARE WINE LLC - Invoice: 0396    |           | 604.61     |            |
| 20000      | Accounts Payable - Trade      | 3/11/16  | 41375V     | CDJ  | WE ARE WINE LLC - Invoice: 0253    |           | 330.22     |            |
| 20000      | Accounts Payable - Trade      | 3/11/16  | 41375V     | CDJ  | WE ARE WINE LLC - Invoice: 0311    |           | 519.14     |            |
| 20000      | Accounts Payable - Trade      | 3/11/16  | 41375V     | CDJ  | WE ARE WINE LLC - Invoice: 0371    |           | 563.99     |            |
| 20000      | Accounts Payable - Trade      | 3/11/16  | CRA299     | CDJ  | WE ARE WINE LLC - Invoice: 0377    | 480.00    |            |            |
| 20000      | Accounts Payable - Trade      | 3/11/16  | CRA299     | CDJ  | WE ARE WINE LLC - Invoice: 0396    | 604.61    |            |            |
| 20000      | Accounts Payable - Trade      | 3/11/16  | CRA299     | CDJ  | WE ARE WINE LLC - Invoice: 0372    |           | 35.53      |            |
| 20000      | Accounts Payable - Trade      | 3/11/16  | CRA299     | CDJ  | WE ARE WINE LLC - Invoice: 0371    | 563.99    |            |            |
| 20000      | Accounts Payable - Trade      | 3/11/16  | CRA299     | CDJ  | WE ARE WINE LLC - Invoice: 0311    | 519.14    |            |            |
| 20000      | Accounts Payable - Trade      | 3/11/16  | CRA299     | CDJ  | WE ARE WINE LLC - Invoice: 0197    | 242.36    |            |            |
| 20000      | Accounts Payable - Trade      | 3/11/16  | CRA299     | CDJ  | WE ARE WINE LLC - Invoice: 0253    | 330.22    |            |            |
| 20000      | Accounts Payable - Trade      |          |            |      | Change                             | 14,087.36 | 2,775.85   | 11,311.51  |
| 23000      | Accrued Expenses              | 1/1/16   |            |      | Beginning Balance                  |           |            | -10,000.00 |
|            |                               | 12/31/16 |            |      | Ending Balance                     |           |            | -10,000.00 |
| 28600      | Pship Claims Reserve Clearing | 1/1/16   |            |      | Beginning Balance                  |           |            |            |
| 28600      | Pship Claims Reserve Clearing | 1/25/16  | 285        | GENJ | CRMVI INV 4783 PD BY CRA           |           | 5,088.97   |            |
| 28600      | Pship Claims Reserve Clearing | 1/25/16  | 286        | GENJ | CRMVI INV 4984 PD BY CRA           |           | 5,812.54   |            |
| 28600      | Pship Claims Reserve Clearing | 2/8/16   | 293        | GENJ | US CUSTOMS PENALTY PD BY CRA       |           | 2,250.00   |            |
| 28600      | Pship Claims Reserve Clearing | 2/29/16  | 16-0229-02 | GENJ | PSHIP GIFT CERTS REDEEMED IN STT . |           | 3,640.00   |            |
| 28600      | Pship Claims Reserve Clearing | 3/11/16  | CRA299     | CDJ  | WE ARE WINE LLC                    |           | 2,704.79   |            |
| 28600      | Pship Claims Reserve Clearing |          |            |      | Change                             |           | 19,496.30  | -19,496.30 |
|            |                               | 12/31/16 |            |      | Ending Balance                     |           |            | -19,496.30 |
| 39000      | Retained Earnings             | 1/1/16   |            |      | Beginning Balance                  |           |            | 31,365.24  |
|            |                               | 12/31/16 |            |      | Ending Balance                     |           |            | 31,365.24  |
| 48000      | Revenue - Sales Discounts     | 1/1/16   |            |      | Beginning Balance                  |           |            |            |
| 48000      | Revenue - Sales Discounts     | 2/29/16  | 16-0229-02 | GENJ | PSHIP GIFT CERTS REDEEMED IN STT . | 3,640.00  |            |            |
| 48000      | Revenue - Sales Discounts     |          |            |      | Change                             | 3,640.00  |            | 3,640.00   |
|            |                               | 12/31/16 |            |      | Ending Balance                     |           |            | 3,640.00   |
| 50000      | COS - Purchases               | 1/1/16   |            |      | Beginning Balance                  |           |            |            |
| 50000      | COS - Purchases               | 1/1/16   | 16-0101-01 | PJ   | RAJA FOODS - LATE NOTICE OF BAL DU |           | 410.00     |            |
| 50000      | COS - Purchases               |          |            |      | Change                             |           | 410.00     | -410.00    |
|            |                               | 12/31/16 |            |      | Ending Balance                     |           |            | -410.00    |
| 52200      | COS - US Customs Expense      | 1/1/16   |            |      | Beginning Balance                  |           |            |            |
| 52200      | COS - US Customs Expense      | 2/8/16   | 293        | GENJ | US CUSTOMS PENALTY PD BY CRA       | 2,250.00  |            |            |
| 52200      | COS - US Customs Expense      |          |            |      | Change                             | 2,250.00  |            | 2,250.00   |
|            |                               | 12/31/16 |            |      | Ending Balance                     |           |            | 2,250.00   |
| 66700      | Repairs & Maintenance Expense | 1/1/16   |            |      | Beginning Balance                  |           |            |            |
| 66700      | Repairs & Maintenance Expense | 1/25/16  | 285        | GENJ | CRMVI INV 4783 PD BY CRA           | 5,088.97  |            |            |
| 66700      | Repairs & Maintenance Expense | 1/25/16  | 286        | GENJ | CRMVI INV 4984 PD BY CRA           | 5,812.54  |            |            |
| 66700      | Repairs & Maintenance Expense | 1/25/16  | 16-0125-01 | PJ   | CARIBBEAN REFRIGERATION & MECH -   |           | 5,088.97   |            |
| 66700      | Repairs & Maintenance Expense | 1/25/16  | 16-0125-02 | PJ   | CARIBBEAN REFRIGERATION & MECH -   |           | 5,812.54   |            |
| 66700      | Repairs & Maintenance Expense |          |            |      | Change                             | 10,901.51 | 10,901.51  |            |
| 80000      | Other Income (Expense)        | 1/1/16   |            |      | Beginning Balance                  |           |            |            |
| 80000      | Other Income (Expense)        | 12/31/16 | JE31       | GENJ | W/O STALE DATED CHECKS IN CLOSEI   |           | 625.79     |            |
| 80000      | Other Income (Expense)        | 12/31/16 | JE31       | GENJ | W/O STALE DATED CHECKS IN CLOSEI   |           | 6,723.15   |            |
| 80000      | Other Income (Expense)        |          |            |      | Change                             |           | 7,348.94   | -7,348.94  |
|            |                               | 12/31/16 |            |      | Ending Balance                     |           |            | -7,348.94  |

**United Corporation West (Pship)**  
**General Ledger**  
**For the Period From Jan 1, 2016 to Dec 31, 2016**

| Account ID | Account Description     | Date            | Reference | Jrnl | Trans Description                   | Debit Amt | Credit Amt   | Balance           |
|------------|-------------------------|-----------------|-----------|------|-------------------------------------|-----------|--------------|-------------------|
| 10300      | Cash - Bank Op'g 6269   | 1/1/16          |           |      | Beginning Balance                   |           |              | -4,846.12         |
| 10300      | Cash - Bank Op'g 6269   | 12/31/16        | JE31      | GENJ | CLR STALE DATED CHECKS IN CLOSED    | 4,846.12  |              |                   |
| 10300      | Cash - Bank Op'g 6269   |                 |           |      | Change                              | 4,846.12  |              | 4,846.12          |
| 10600      | Cash - Bank Claims 9091 | 1/1/16          |           |      | Beginning Balance                   |           |              | 1,648,436.13      |
| 10600      | Cash - Bank Claims 9091 | 1/5/16          | 283       | GENJ | EDGAR ROSS (INV #4 MASTER FEES)     |           | 43,300.00    |                   |
| 10600      | Cash - Bank Claims 9091 | 1/5/16          | 284       | GENJ | TOPA PROPERTIES (JAN RENT)          |           | 733.33       |                   |
| 10600      | Cash - Bank Claims 9091 | 1/25/16         | 285       | GENJ | CRMVI LLC INV 4783 PD BY CRA FOR S1 |           | 5,088.97     |                   |
| 10600      | Cash - Bank Claims 9091 | 1/25/16         | 286       | GENJ | CRMVI LLC INV 4984 PD BY CRA FOR S1 |           | 5,812.54     |                   |
| 10600      | Cash - Bank Claims 9091 | 1/25/16         | 291       | GENJ | UNITED CORP 12/31/15 AP BAL PD BY C |           | 65,294.61    |                   |
| 10600      | Cash - Bank Claims 9091 | 1/25/16         | 288       | CDJ  | BECKSTEDT & ASSOCIATES              |           | 950.00       |                   |
| 10600      | Cash - Bank Claims 9091 | 1/25/16         | 289       | CDJ  | BECKSTEDT & ASSOCIATES              |           | 1,372.50     |                   |
| 10600      | Cash - Bank Claims 9091 | 1/25/16         | 290       | CDJ  | BECKSTEDT & ASSOCIATES              |           | 540.00       |                   |
| 10600      | Cash - Bank Claims 9091 | 1/25/16         | 287       | CDJ  | AMERICAN MEDIATION INSTITUTE        |           | 1,397.50     |                   |
| 10600      | Cash - Bank Claims 9091 | 1/28/16         | JE28      | GENJ | INTER OCEAN 2015 REFUND             | 38,656.52 |              |                   |
| 10600      | Cash - Bank Claims 9091 | 2/8/16          | CRA294    | GENJ | TOPA PROPERTIES (PSHIP DOC STORA    |           | 733.33       |                   |
| 10600      | Cash - Bank Claims 9091 | 2/8/16          | CRA293    | GENJ | US CUSTOMS (STT PENALTY RE SHPT I   |           | 2,250.00     |                   |
| 10600      | Cash - Bank Claims 9091 | 3/9/16          | 295       | GENJ | TOPA PROPERTIES MAR 2016 RENT       |           | 733.33       |                   |
| 10600      | Cash - Bank Claims 9091 | 3/9/16          | 296       | GENJ | TOPA PROPERTIES APR 2016 RENT       |           | 733.33       |                   |
| 10600      | Cash - Bank Claims 9091 | 3/9/16          | 297       | GENJ | UNITED CORP 2/29/16 AP BAL PD BY CF |           | 66,559.67    |                   |
| 10600      | Cash - Bank Claims 9091 | 3/11/16         | 298       | CDJ  | BECKSTEDT & ASSOCIATES              |           | 21,408.00    |                   |
| 10600      | Cash - Bank Claims 9091 | 3/11/16         | 299       | GENJ | WE ARE WINE LLC PMT BY CRA FOR S1   |           | 2,704.79     |                   |
| 10600      | Cash - Bank Claims 9091 | 4/1/16          | 300       | GENJ | YUSUF - 2015 PTR TAX DISTR          |           | 282,266.73   |                   |
| 10600      | Cash - Bank Claims 9091 | 4/1/16          | 301       | GENJ | HAMED - 2015 PTR TAX DISTR          |           | 282,266.73   |                   |
| 10600      | Cash - Bank Claims 9091 | 4/1/16          | 302       | GENJ | UNITED CORP BAL DUE 3/31 AP AGING   |           | 41,320.75    |                   |
| 10600      | Cash - Bank Claims 9091 | 4/1/16          | 303       | CDJ  | BECKSTEDT & ASSOCIATES              |           | 17,403.00    |                   |
| 10600      | Cash - Bank Claims 9091 | 4/1/16          | 304       | CDJ  | KAC357 LLC                          |           | 3,115.33     |                   |
| 10600      | Cash - Bank Claims 9091 | 4/2/16          | 305       | CDJ  | DUDLEY TOPPER AND FEUERZEIG LL      |           | 9,680.00     |                   |
| 10600      | Cash - Bank Claims 9091 | 5/11/16         | SJ11      | GENJ | IRS REFUND RE 2012 FORM 940         | 10,184.54 |              |                   |
| 10600      | Cash - Bank Claims 9091 | 5/11/16         | 307       | CDJ  | BECKSTEDT & ASSOCIATES              |           | 2,390.00     |                   |
| 10600      | Cash - Bank Claims 9091 | 5/11/16         | 306       | GENJ | TOPA PROPERTIES - DOC WHSE (MAY)    |           | 733.33       |                   |
| 10600      | Cash - Bank Claims 9091 | 6/10/16         | 308       | CDJ  | BECKSTEDT & ASSOCIATES              |           | 3,630.00     |                   |
| 10600      | Cash - Bank Claims 9091 | 6/10/16         | 309       | CDJ  | EDGAR D. ROSS                       |           | 36,200.00    |                   |
| 10600      | Cash - Bank Claims 9091 | 6/10/16         | 310       | CDJ  | TOPA PROPERTIES                     |           | 765.61       |                   |
| 10600      | Cash - Bank Claims 9091 | 6/10/16         | 311       | CDJ  | TOPA PROPERTIES                     |           | 741.40       |                   |
| 10600      | Cash - Bank Claims 9091 | 6/10/16         | 312       | CDJ  | UNITED CORPORATION                  |           | 65,653.79    |                   |
| 10600      | Cash - Bank Claims 9091 | 6/10/16         | 313       | CDJ  | V.I. EMPLOYMENT SECURITY AGENC      |           | 12,082.65    |                   |
| 10600      | Cash - Bank Claims 9091 | 6/10/16         | 314       | CDJ  | V.I. EMPLOYMENT SECURITY AGENC      |           | 240.00       |                   |
| 10600      | Cash - Bank Claims 9091 | 6/10/16         | 315       | CDJ  | V.I. EMPLOYMENT SECURITY AGENC      |           | 725.00       |                   |
| 10600      | Cash - Bank Claims 9091 | 8/9/16          | 316       | CDJ  | TOPA PROPERTIES                     |           | 741.40       |                   |
| 10600      | Cash - Bank Claims 9091 | 8/9/16          | 317       | CDJ  | TOPA PROPERTIES                     |           | 741.40       |                   |
| 10600      | Cash - Bank Claims 9091 | 8/9/16          | 318       | CDJ  | BECKSTEDT & ASSOCIATES              |           | 8,991.30     |                   |
| 10600      | Cash - Bank Claims 9091 | 8/9/16          | 319       | CDJ  | UNITED CORPORATION                  |           | 50,000.00    |                   |
| 10600      | Cash - Bank Claims 9091 | 8/12/16         | 320       | CDJ  | BECKSTEDT & ASSOCIATES              |           | 1,240.50     |                   |
| 10600      | Cash - Bank Claims 9091 | 8/12/16         | 321       | CDJ  | UNITED CORPORATION                  |           | 71,280.75    |                   |
| 10600      | Cash - Bank Claims 9091 | 8/30/16         | 322       | CDJ  | UNITED CORPORATION                  |           | 40.00        |                   |
| 10600      | Cash - Bank Claims 9091 | 8/30/16         | 323       | CDJ  | LINDA ESPRIT                        |           | 397.61       |                   |
| 10600      | Cash - Bank Claims 9091 | 8/30/16         | 324       | CDJ  | BECKSTEDT & ASSOCIATES              |           | 2,427.50     |                   |
| 10600      | Cash - Bank Claims 9091 | 8/30/16         | 325       | CDJ  | SOURCE ACCOUNTING                   |           | 1,550.00     |                   |
| 10600      | Cash - Bank Claims 9091 | 9/30/16         | JE30      | GENJ | VOID CK 227 THAT GALLOW'S BAY BAK   | 65.72     |              |                   |
| 10600      | Cash - Bank Claims 9091 | 10/7/16         | 326       | CDJ  | UNITED CORPORATION                  |           | 60,904.49    |                   |
| 10600      | Cash - Bank Claims 9091 | 10/7/16         | 327       | CDJ  | BECKSTEDT & ASSOCIATES              |           | 495.00       |                   |
| 10600      | Cash - Bank Claims 9091 | 10/7/16         | 328       | CDJ  | TOPA PROPERTIES                     |           | 2,224.20     |                   |
| 10600      | Cash - Bank Claims 9091 | 11/3/16         | 329       | CDJ  | V.I. EMPLOYMENT SECURITY AGENC      |           | 1,273.38     |                   |
| 10600      | Cash - Bank Claims 9091 | 11/23/16        | 331       | CDJ  | LEWIS CONSULTING LLC                |           | 3,800.00     |                   |
| 10600      | Cash - Bank Claims 9091 | 11/23/16        | 332       | CDJ  | UNITED CORPORATION                  |           | 27,124.12    |                   |
| 10600      | Cash - Bank Claims 9091 | 12/6/16         | 330       | CDJ  | V.I. EMPLOYMENT SECURITY AGENC      |           | 24,930.39    |                   |
| 10600      | Cash - Bank Claims 9091 | 12/6/16         | 333       | CDJ  | LEWIS CONSULTING LLC                |           | 5,000.00     |                   |
| 10600      | Cash - Bank Claims 9091 | 12/6/16         | 334       | CDJ  | BECKSTEDT & ASSOCIATES              |           | 1,192.50     |                   |
| 10600      | Cash - Bank Claims 9091 |                 |           |      | Change                              | 48,906.78 | 1,243,180.76 | -1,194,273.98     |
|            |                         | <b>12/31/16</b> |           |      | <b>Ending Balance</b>               |           |              | <b>454,162.15</b> |
| 10700      | Cash - Bank Liquid 9075 | 1/1/16          |           |      | Beginning Balance                   |           |              | 125,605.24        |
| 10700      | Cash - Bank Liquid 9075 | 1/31/16         | JE31      | GENJ | BANCO 9075 SVC FEE                  |           | 20.00        |                   |
| 10700      | Cash - Bank Liquid 9075 | 2/29/16         | JE29      | GENJ | BANCO 9075 SVC FEE                  |           | 20.00        |                   |
| 10700      | Cash - Bank Liquid 9075 | 3/31/16         | JE31      | GENJ | BANCO 9075 SVC CHARGE               |           | 20.00        |                   |
| 10700      | Cash - Bank Liquid 9075 | 4/30/16         | JE30      | GENJ | BANCO 9075 SVC CHARGE               |           | 20.00        |                   |
| 10700      | Cash - Bank Liquid 9075 | 5/31/16         | JE31      | GENJ | SVC CHARGES                         |           | 20.00        |                   |
| 10700      | Cash - Bank Liquid 9075 | 6/30/16         | JE30      | GENJ | SVC CHARGES                         |           | 20.00        |                   |
| 10700      | Cash - Bank Liquid 9075 | 7/31/16         | JE31      | GENJ | BANCO 9075 SVC FEE                  |           | 20.00        |                   |
| 10700      | Cash - Bank Liquid 9075 | 8/31/16         | JE31      | GENJ | STD MONTHLY BK FEE                  |           | 20.00        |                   |
| 10700      | Cash - Bank Liquid 9075 | 9/30/16         | JE30      | GENJ | STD MONTHLY BANK FEE                |           | 20.00        |                   |
| 10700      | Cash - Bank Liquid 9075 | 10/31/16        | JE30      | GENJ | SVC CHARGES                         |           | 20.00        |                   |
| 10700      | Cash - Bank Liquid 9075 | 11/30/16        | JE30      | GENJ | BANCO SVC CHG                       |           | 20.00        |                   |
| 10700      | Cash - Bank Liquid 9075 | 12/31/16        | JE31      | GENJ | BANCO FEE                           |           | 20.00        |                   |
| 10700      | Cash - Bank Liquid 9075 |                 |           |      | Change                              |           | 240.00       | -240.00           |

| Account ID | Account Description           | Date            | Reference    | Jrnl | Trans Description                   | Debit Amt    | Credit Amt   | Balance             |
|------------|-------------------------------|-----------------|--------------|------|-------------------------------------|--------------|--------------|---------------------|
|            |                               | <b>12/31/16</b> |              |      | <b>Ending Balance</b>               |              |              | <b>125,365.24</b>   |
| 11000      | Accounts Receivable - Trade   | 4/1/16          |              |      | Beginning Balance                   |              |              |                     |
| 11000      | Accounts Receivable - Trade   | 4/22/16         | 8 602 8 80CM | SJ   | LUTHERAN SOCIAL SERVICES OF TH      |              | 1,246.21     |                     |
| 11000      | Accounts Receivable - Trade   | 4/22/16         | JE22         | GENJ | LUTHERAN FAM RECOVERY REVERSE       | 1,246.21     |              |                     |
| 11000      | Accounts Receivable - Trade   |                 |              |      | Change                              | 1,246.21     |              | 1,246.21            |
| 13000      | POS In-Store Charges          | 4/1/16          |              |      | Beginning Balance                   |              |              |                     |
| 13000      | POS In-Store Charges          | 4/22/16         | 8 602 8 80CM | SJ   | LUTHERAN SOCIAL SERVICES OF TH - I  | 1,246.21     |              |                     |
| 13000      | POS In-Store Charges          | 4/22/16         | JE22         | GENJ | LUTHERAN FAM SVCS REC'D BY UNITE    |              | 1,246.21     |                     |
| 13000      | POS In-Store Charges          |                 |              |      | Change                              | 1,246.21     |              | 1,246.21            |
| 13100      | Prepaid Insurance             | 1/1/16          |              |      | Beginning Balance                   |              |              | 38,656.92           |
| 13100      | Prepaid Insurance             | 1/28/16         | JE28         | GENJ | INTER OCEAN 2015 REFUND             |              | 4,865.21     |                     |
| 13100      | Prepaid Insurance             | 1/28/16         | JE28         | GENJ | INTER OCEAN 2015 REFUND             |              |              | 19,218.81           |
| 13100      | Prepaid Insurance             | 1/28/16         | JE28         | GENJ | INTER OCEAN 2015 REFUND             |              |              | 14,572.50           |
| 13100      | Prepaid Insurance             | 1/28/16         | JE28         | GENJ | EXPENSE NOMINAL PREPAID INSUR RE    |              | 0.40         |                     |
| 13100      | Prepaid Insurance             |                 |              |      | Change                              |              | 38,656.92    | -38,656.92          |
| 14600      | Due from (to) Hamed           | 1/1/16          |              |      | Beginning Balance                   |              |              | 524.67              |
| 14600      | Due from (to) Hamed           | 2/29/16         | 16-0229-01   | PJ   | KAC357 LLC - CHG FOR VERA CRUZ \$ F |              | 99.14        |                     |
| 14600      | Due from (to) Hamed           | 2/29/16         | 16-0229-01   | PJ   | KAC357 LLC - CHG FOR VERA CRUZ \$ F |              |              | 221.95              |
| 14600      | Due from (to) Hamed           | 2/29/16         | 16-0229-01   | PJ   | KAC357 LLC - CHG FOR VERA CRUZ \$ F |              |              | 203.58              |
| 14600      | Due from (to) Hamed           |                 |              |      | Change                              |              |              | 524.67              |
| 15100      | Marketable Securities - BPPR  | 1/1/16          |              |      | Beginning Balance                   |              |              | 8,091,374.55        |
| 15100      | Marketable Securities - BPPR  | 1/31/16         | SJE03        | GENJ | POST BPPR NET MONTHLY ACTIVITY      |              | 64,020.12    |                     |
| 15100      | Marketable Securities - BPPR  | 2/1/16          | SJE03        | GENJ | POST BPPR NET MONTHLY ACTIVITY      | 64,020.12    |              |                     |
| 15100      | Marketable Securities - BPPR  | 2/29/16         | SJE03        | GENJ | POST BPPR NET MONTHLY ACTIVITY      |              | 47,194.14    |                     |
| 15100      | Marketable Securities - BPPR  | 3/1/16          | SJE03        | GENJ | POST BPPR NET MONTHLY ACTIVITY      | 47,194.14    |              |                     |
| 15100      | Marketable Securities - BPPR  | 3/31/16         | SJE03        | GENJ | POST BPPR NET MONTHLY ACTIVITY      | 126,945.30   |              |                     |
| 15100      | Marketable Securities - BPPR  | 4/1/16          | SJE03        | GENJ | POST BPPR NET MONTHLY ACTIVITY      |              | 126,945.30   |                     |
| 15100      | Marketable Securities - BPPR  | 4/30/16         | SJE03        | GENJ | POST BPPR NET MONTHLY ACTIVITY      | 169,714.44   |              |                     |
| 15100      | Marketable Securities - BPPR  | 5/1/16          | SJE03        | GENJ | POST BPPR NET MONTHLY ACTIVITY      |              | 169,714.44   |                     |
| 15100      | Marketable Securities - BPPR  | 5/31/16         | SJE103       | GENJ | POST BPPR NET MONTHLY ACTIVITY      | 181,350.90   |              |                     |
| 15100      | Marketable Securities - BPPR  | 6/1/16          | SJE103       | GENJ | POST BPPR NET MONTHLY ACTIVITY      |              | 181,350.90   |                     |
| 15100      | Marketable Securities - BPPR  | 6/30/16         | SJE103       | GENJ | POST BPPR NET MONTHLY ACTIVITY      | 251,662.21   |              |                     |
| 15100      | Marketable Securities - BPPR  | 7/1/16          | SJE103       | GENJ | POST BPPR NET MONTHLY ACTIVITY      |              | 251,662.21   |                     |
| 15100      | Marketable Securities - BPPR  | 7/31/16         | XJE103       | GENJ | POST BPPR NET MONTHLY ACTIVITY      | 360,620.80   |              |                     |
| 15100      | Marketable Securities - BPPR  | 8/1/16          | XJE103       | GENJ | POST BPPR NET MONTHLY ACTIVITY      |              | 360,620.80   |                     |
| 15100      | Marketable Securities - BPPR  | 8/31/16         | XJE103       | GENJ | POST BPPR NET MONTHLY ACTIVITY      | 377,294.04   |              |                     |
| 15100      | Marketable Securities - BPPR  | 9/1/16          | XJE103       | GENJ | POST BPPR NET MONTHLY ACTIVITY      |              | 377,294.04   |                     |
| 15100      | Marketable Securities - BPPR  | 9/30/16         | XJE103       | GENJ | POST BPPR NET MONTHLY ACTIVITY      | 377,087.52   |              |                     |
| 15100      | Marketable Securities - BPPR  | 10/1/16         | XJE103       | GENJ | POST BPPR NET MONTHLY ACTIVITY      |              | 377,087.52   |                     |
| 15100      | Marketable Securities - BPPR  | 10/31/16        | XJE103       | GENJ | POST BPPR NET MONTHLY ACTIVITY      | 271,896.56   |              |                     |
| 15100      | Marketable Securities - BPPR  | 11/1/16         | XJE103       | GENJ | POST BPPR NET MONTHLY ACTIVITY      |              | 271,896.56   |                     |
| 15100      | Marketable Securities - BPPR  | 11/30/16        | XJE103       | GENJ | POST BPPR NET MONTHLY ACTIVITY      | 200,497.35   |              |                     |
| 15100      | Marketable Securities - BPPR  | 12/1/16         | XJE103       | GENJ | POST BPPR NET MONTHLY ACTIVITY      |              | 200,497.35   |                     |
| 15100      | Marketable Securities - BPPR  | 12/31/16        | XJE103       | GENJ | POST BPPR NET MONTHLY ACTIVITY      | 278,027.12   |              |                     |
| 15100      | Marketable Securities - BPPR  |                 |              |      | Change                              | 2,706,310.50 | 2,428,283.38 | 278,027.12          |
|            |                               | <b>12/31/16</b> |              |      | <b>Ending Balance</b>               |              |              | <b>8,369,401.67</b> |
| 15150      | Unrealized (Gain) Loss - BPPR | 1/1/16          |              |      | Beginning Balance                   |              |              | 72,824.35           |
| 15150      | Unrealized (Gain) Loss - BPPR | 1/31/16         | SJE03        | GENJ | POST BPPR NET MONTHLY ACTIVITY      | 65,944.13    |              |                     |
| 15150      | Unrealized (Gain) Loss - BPPR | 2/1/16          | SJE03        | GENJ | POST BPPR NET MONTHLY ACTIVITY      |              | 65,944.13    |                     |
| 15150      | Unrealized (Gain) Loss - BPPR | 2/29/16         | SJE03        | GENJ | POST BPPR NET MONTHLY ACTIVITY      | 59,688.62    |              |                     |
| 15150      | Unrealized (Gain) Loss - BPPR | 3/1/16          | SJE03        | GENJ | POST BPPR NET MONTHLY ACTIVITY      |              | 59,688.62    |                     |
| 15150      | Unrealized (Gain) Loss - BPPR | 3/31/16         | SJE03        | GENJ | POST BPPR NET MONTHLY ACTIVITY      | 89,362.61    |              |                     |
| 15150      | Unrealized (Gain) Loss - BPPR | 4/1/16          | SJE03        | GENJ | POST BPPR NET MONTHLY ACTIVITY      |              | 89,362.61    |                     |
| 15150      | Unrealized (Gain) Loss - BPPR | 4/30/16         | SJE03        | GENJ | POST BPPR NET MONTHLY ACTIVITY      | 144,441.89   |              |                     |
| 15150      | Unrealized (Gain) Loss - BPPR | 5/1/16          | SJE03        | GENJ | POST BPPR NET MONTHLY ACTIVITY      |              | 144,441.89   |                     |
| 15150      | Unrealized (Gain) Loss - BPPR | 5/31/16         | SJE103       | GENJ | POST BPPR NET MONTHLY ACTIVITY      | 145,155.98   |              |                     |
| 15150      | Unrealized (Gain) Loss - BPPR | 6/1/16          | SJE103       | GENJ | POST BPPR NET MONTHLY ACTIVITY      |              | 145,155.98   |                     |
| 15150      | Unrealized (Gain) Loss - BPPR | 6/30/16         | SJE103       | GENJ | POST BPPR NET MONTHLY ACTIVITY      | 173,203.09   |              |                     |
| 15150      | Unrealized (Gain) Loss - BPPR | 7/1/16          | SJE103       | GENJ | POST BPPR NET MONTHLY ACTIVITY      |              | 173,203.09   |                     |
| 15150      | Unrealized (Gain) Loss - BPPR | 7/31/16         | XJE103       | GENJ | POST BPPR NET MONTHLY ACTIVITY      | 286,099.49   |              |                     |
| 15150      | Unrealized (Gain) Loss - BPPR | 8/1/16          | XJE103       | GENJ | POST BPPR NET MONTHLY ACTIVITY      |              | 286,099.49   |                     |
| 15150      | Unrealized (Gain) Loss - BPPR | 8/31/16         | XJE103       | GENJ | POST BPPR NET MONTHLY ACTIVITY      | 277,744.04   |              |                     |
| 15150      | Unrealized (Gain) Loss - BPPR | 9/1/16          | XJE103       | GENJ | POST BPPR NET MONTHLY ACTIVITY      |              | 277,744.04   |                     |
| 15150      | Unrealized (Gain) Loss - BPPR | 9/30/16         | XJE103       | GENJ | POST BPPR NET MONTHLY ACTIVITY      | 261,357.04   |              |                     |
| 15150      | Unrealized (Gain) Loss - BPPR | 10/1/16         | XJE103       | GENJ | POST BPPR NET MONTHLY ACTIVITY      |              | 261,357.04   |                     |
| 15150      | Unrealized (Gain) Loss - BPPR | 10/31/16        | XJE103       | GENJ | POST BPPR NET MONTHLY ACTIVITY      | 164,874.05   |              |                     |
| 15150      | Unrealized (Gain) Loss - BPPR | 11/1/16         | XJE103       | GENJ | POST BPPR NET MONTHLY ACTIVITY      |              | 164,874.05   |                     |
| 15150      | Unrealized (Gain) Loss - BPPR | 11/30/16        | XJE103       | GENJ | POST BPPR NET MONTHLY ACTIVITY      | 95,798.09    |              |                     |
| 15150      | Unrealized (Gain) Loss - BPPR | 12/1/16         | XJE103       | GENJ | POST BPPR NET MONTHLY ACTIVITY      |              | 95,798.09    |                     |
| 15150      | Unrealized (Gain) Loss - BPPR | 12/31/16        | XJE103       | GENJ | POST BPPR NET MONTHLY ACTIVITY      | 130,415.13   |              |                     |
| 15150      | Unrealized (Gain) Loss - BPPR |                 |              |      | Change                              | 1,763,669.03 | 1,894,084.16 | -130,415.13         |
|            |                               | <b>12/31/16</b> |              |      | <b>Ending Balance</b>               |              |              | <b>-57,590.78</b>   |
| 20000      | Accounts Payable - Trade      | 1/1/16          |              |      | Beginning Balance                   |              |              | -4,260.00           |
| 20000      | Accounts Payable - Trade      | 1/1/16          | 1932         | PJ   | BECKSTEDT & ASSOCIATES              |              | 135.00       |                     |
| 20000      | Accounts Payable - Trade      | 1/1/16          | 1934         | PJ   | BECKSTEDT & ASSOCIATES              |              | 112.50       |                     |
| 20000      | Accounts Payable - Trade      | 1/1/16          | 1935         | PJ   | BECKSTEDT & ASSOCIATES              |              | 22.50        |                     |
| 20000      | Accounts Payable - Trade      | 1/1/16          | 1936         | PJ   | BECKSTEDT & ASSOCIATES              |              | 1,745.00     |                     |
| 20000      | Accounts Payable - Trade      | 1/1/16          | 1937         | PJ   | BECKSTEDT & ASSOCIATES              |              | 82.00        |                     |
| 20000      | Accounts Payable - Trade      | 1/1/16          | 1763         | PJ   | BECKSTEDT & ASSOCIATES              |              | 400.00       |                     |

| Account ID | Account Description      | Date     | Reference  | Jrnl | Trans Description                                     | Debit Amt | Credit Amt | Balance |
|------------|--------------------------|----------|------------|------|---|-----------|------------|---------|
| 20000      | Accounts Payable - Trade | 1/1/16   | 1762       | PJ   | BECKSTEDT & ASSOCIATES                                |           | 1,095.00   |         |
| 20000      | Accounts Payable - Trade | 1/1/16   | 1761       | PJ   | BECKSTEDT & ASSOCIATES                                |           | 2,890.00   |         |
| 20000      | Accounts Payable - Trade | 1/1/16   | 1759       | PJ   | BECKSTEDT & ASSOCIATES                                |           | 10,855.00  |         |
| 20000      | Accounts Payable - Trade | 1/25/16  | 288        | CDJ  | BECKSTEDT & ASSOCIATES - Invoice: 16-0229-01          | 950.00    |            |         |
| 20000      | Accounts Payable - Trade | 1/25/16  | 289        | CDJ  | BECKSTEDT & ASSOCIATES - Invoice: 16-0229-01          | 1,372.50  |            |         |
| 20000      | Accounts Payable - Trade | 1/25/16  | 290        | CDJ  | BECKSTEDT & ASSOCIATES - Invoice: 16-0229-01          | 540.00    |            |         |
| 20000      | Accounts Payable - Trade | 1/25/16  | 287        | CDJ  | AMERICAN MEDIATION INSTITUTE - Invoice: 16-0229-01    | 1,397.50  |            |         |
| 20000      | Accounts Payable - Trade | 2/4/16   | 1956       | PJ   | BECKSTEDT & ASSOCIATES                                |           | 1,552.50   |         |
| 20000      | Accounts Payable - Trade | 2/4/16   | 1957       | PJ   | BECKSTEDT & ASSOCIATES                                |           | 2,518.50   |         |
| 20000      | Accounts Payable - Trade | 2/29/16  | 16-0229-01 | PJ   | KAC357 LLC  | 524.67    |            |         |
| 20000      | Accounts Payable - Trade | 2/29/16  | 16-0229-02 | PJ   | KAC357 LLC  |           | 3,640.00   |         |
| 20000      | Accounts Payable - Trade | 3/1/16   | 1976       | PJ   | BECKSTEDT & ASSOCIATES                                |           | 11,175.00  |         |
| 20000      | Accounts Payable - Trade | 3/1/16   | 1977       | PJ   | BECKSTEDT & ASSOCIATES                                |           | 6,228.00   |         |
| 20000      | Accounts Payable - Trade | 3/1/16   | 167848     | PJ   | DUDLEY TOPPER AND FEUERZEIG LLC                       |           | 3,280.00   |         |
| 20000      | Accounts Payable - Trade | 3/1/16   | 168038     | PJ   | DUDLEY TOPPER AND FEUERZEIG LLC                       |           | 6,400.00   |         |
| 20000      | Accounts Payable - Trade | 3/11/16  | 298        | CDJ  | BECKSTEDT & ASSOCIATES - Invoice: 16-0229-01          | 112.50    |            |         |
| 20000      | Accounts Payable - Trade | 3/11/16  | 298        | CDJ  | BECKSTEDT & ASSOCIATES - Invoice: 16-0229-01          | 22.50     |            |         |
| 20000      | Accounts Payable - Trade | 3/11/16  | 298        | CDJ  | BECKSTEDT & ASSOCIATES - Invoice: 16-0229-01          | 1,745.00  |            |         |
| 20000      | Accounts Payable - Trade | 3/11/16  | 298        | CDJ  | BECKSTEDT & ASSOCIATES - Invoice: 16-0229-01          | 82.00     |            |         |
| 20000      | Accounts Payable - Trade | 3/11/16  | 298        | CDJ  | BECKSTEDT & ASSOCIATES - Invoice: 16-0229-01          | 135.00    |            |         |
| 20000      | Accounts Payable - Trade | 3/11/16  | 298        | CDJ  | BECKSTEDT & ASSOCIATES - Invoice: 16-0229-01          | 400.00    |            |         |
| 20000      | Accounts Payable - Trade | 3/11/16  | 298        | CDJ  | BECKSTEDT & ASSOCIATES - Invoice: 16-0229-01          | 2,518.50  |            |         |
| 20000      | Accounts Payable - Trade | 3/11/16  | 298        | CDJ  | BECKSTEDT & ASSOCIATES - Invoice: 16-0229-01          | 1,552.50  |            |         |
| 20000      | Accounts Payable - Trade | 3/11/16  | 298        | CDJ  | BECKSTEDT & ASSOCIATES - Invoice: 16-0229-01          | 2,890.00  |            |         |
| 20000      | Accounts Payable - Trade | 3/11/16  | 298        | CDJ  | BECKSTEDT & ASSOCIATES - Invoice: 16-0229-01          | 10,855.00 |            |         |
| 20000      | Accounts Payable - Trade | 3/11/16  | 298        | CDJ  | BECKSTEDT & ASSOCIATES - Invoice: 16-0229-01          | 1,095.00  |            |         |
| 20000      | Accounts Payable - Trade | 4/1/16   | 303        | CDJ  | BECKSTEDT & ASSOCIATES - Invoice: 16-0229-01          | 11,175.00 |            |         |
| 20000      | Accounts Payable - Trade | 4/1/16   | 303        | CDJ  | BECKSTEDT & ASSOCIATES - Invoice: 16-0229-01          | 6,228.00  |            |         |
| 20000      | Accounts Payable - Trade | 4/1/16   | 304        | CDJ  | KAC357 LLC - Invoice: 16-0229-02                      | 3,640.00  |            |         |
| 20000      | Accounts Payable - Trade | 4/1/16   | 304        | CDJ  | KAC357 LLC - Invoice: 16-0229-01                      |           | 524.67     |         |
| 20000      | Accounts Payable - Trade | 4/1/16   | 2010       | PJ   | BECKSTEDT & ASSOCIATES                                |           | 1,215.00   |         |
| 20000      | Accounts Payable - Trade | 4/1/16   | 2008       | PJ   | BECKSTEDT & ASSOCIATES                                |           | 900.00     |         |
| 20000      | Accounts Payable - Trade | 4/1/16   | 2006       | PJ   | BECKSTEDT & ASSOCIATES                                |           | 275.00     |         |
| 20000      | Accounts Payable - Trade | 4/2/16   | 305        | CDJ  | DUDLEY TOPPER AND FEUERZEIG LLC - Invoice: 16-0229-01 | 3,280.00  |            |         |
| 20000      | Accounts Payable - Trade | 4/2/16   | 305        | CDJ  | DUDLEY TOPPER AND FEUERZEIG LLC - Invoice: 16-0229-01 | 6,400.00  |            |         |
| 20000      | Accounts Payable - Trade | 4/22/16  | 2046       | PJ   | BECKSTEDT & ASSOCIATES                                |           | 3,300.00   |         |
| 20000      | Accounts Payable - Trade | 4/22/16  | 2048       | PJ   | BECKSTEDT & ASSOCIATES                                |           | 330.00     |         |
| 20000      | Accounts Payable - Trade | 5/11/16  | 307        | CDJ  | BECKSTEDT & ASSOCIATES - Invoice: 16-0229-01          | 275.00    |            |         |
| 20000      | Accounts Payable - Trade | 5/11/16  | 307        | CDJ  | BECKSTEDT & ASSOCIATES - Invoice: 16-0229-01          | 1,215.00  |            |         |
| 20000      | Accounts Payable - Trade | 5/11/16  | 307        | CDJ  | BECKSTEDT & ASSOCIATES - Invoice: 16-0229-01          | 900.00    |            |         |
| 20000      | Accounts Payable - Trade | 6/1/16   | 16-0601    | PJ   | TOPA PROPERTIES                                       |           | 765.61     |         |
| 20000      | Accounts Payable - Trade | 6/1/16   | 16-0701    | PJ   | TOPA PROPERTIES                                       |           | 741.40     |         |
| 20000      | Accounts Payable - Trade | 6/4/16   | 2093       | PJ   | BECKSTEDT & ASSOCIATES                                |           | 925.00     |         |
| 20000      | Accounts Payable - Trade | 6/4/16   | 2095       | PJ   | BECKSTEDT & ASSOCIATES                                |           | 315.50     |         |
| 20000      | Accounts Payable - Trade | 6/8/16   | 5          | PJ   | EDGAR D. ROSS   |           | 36,200.00  |         |
| 20000      | Accounts Payable - Trade | 6/10/16  | 308        | CDJ  | BECKSTEDT & ASSOCIATES - Invoice: 16-0229-01          | 3,300.00  |            |         |
| 20000      | Accounts Payable - Trade | 6/10/16  | 308        | CDJ  | BECKSTEDT & ASSOCIATES - Invoice: 16-0229-01          | 330.00    |            |         |
| 20000      | Accounts Payable - Trade | 6/10/16  | 309        | CDJ  | EDGAR D. ROSS - Invoice: 5                            | 36,200.00 |            |         |
| 20000      | Accounts Payable - Trade | 6/10/16  | 310        | CDJ  | TOPA PROPERTIES - Invoice: 16-0601                    | 765.61    |            |         |
| 20000      | Accounts Payable - Trade | 6/10/16  | 311        | CDJ  | TOPA PROPERTIES - Invoice: 16-0701                    | 741.40    |            |         |
| 20000      | Accounts Payable - Trade | 7/8/16   | 2127       | PJ   | BECKSTEDT & ASSOCIATES                                |           | 8,496.30   |         |
| 20000      | Accounts Payable - Trade | 7/8/16   | 2129       | PJ   | BECKSTEDT & ASSOCIATES                                |           | 395.00     |         |
| 20000      | Accounts Payable - Trade | 7/8/16   | 2130       | PJ   | BECKSTEDT & ASSOCIATES                                |           | 100.00     |         |
| 20000      | Accounts Payable - Trade | 7/30/16  | 2159       | PJ   | BECKSTEDT & ASSOCIATES                                |           | 75.00      |         |
| 20000      | Accounts Payable - Trade | 7/30/16  | 2160       | PJ   | BECKSTEDT & ASSOCIATES                                |           | 2,352.50   |         |
| 20000      | Accounts Payable - Trade | 8/1/16   | 16-0801-01 | PJ   | TOPA PROPERTIES                                       |           | 741.40     |         |
| 20000      | Accounts Payable - Trade | 8/9/16   | 316        | CDJ  | TOPA PROPERTIES - Invoice: 16-0801-01                 | 741.40    |            |         |
| 20000      | Accounts Payable - Trade | 8/9/16   | 317        | CDJ  | TOPA PROPERTIES - Invoice: 16-0901-01                 | 741.40    |            |         |
| 20000      | Accounts Payable - Trade | 8/9/16   | 318        | CDJ  | BECKSTEDT & ASSOCIATES - Invoice: 2                   | 100.00    |            |         |
| 20000      | Accounts Payable - Trade | 8/9/16   | 318        | CDJ  | BECKSTEDT & ASSOCIATES - Invoice: 2                   | 395.00    |            |         |
| 20000      | Accounts Payable - Trade | 8/9/16   | 318        | CDJ  | BECKSTEDT & ASSOCIATES - Invoice: 2                   | 8,496.30  |            |         |
| 20000      | Accounts Payable - Trade | 8/12/16  | 320        | CDJ  | BECKSTEDT & ASSOCIATES - Invoice: 2                   | 925.00    |            |         |
| 20000      | Accounts Payable - Trade | 8/12/16  | 320        | CDJ  | BECKSTEDT & ASSOCIATES - Invoice: 2                   | 315.50    |            |         |
| 20000      | Accounts Payable - Trade | 8/17/16  | 16-0817-01 | PJ   | SOURCE ACCOUNTING                                     |           | 1,550.00   |         |
| 20000      | Accounts Payable - Trade | 8/30/16  | 324        | CDJ  | BECKSTEDT & ASSOCIATES - Invoice: 2                   | 2,352.50  |            |         |
| 20000      | Accounts Payable - Trade | 8/30/16  | 324        | CDJ  | BECKSTEDT & ASSOCIATES - Invoice: 2                   | 75.00     |            |         |
| 20000      | Accounts Payable - Trade | 8/30/16  | 325        | CDJ  | SOURCE ACCOUNTING - Invoice: 16-081                   | 1,550.00  |            |         |
| 20000      | Accounts Payable - Trade | 9/1/16   | 16-0901-01 | PJ   | TOPA PROPERTIES                                       |           | 741.40     |         |
| 20000      | Accounts Payable - Trade | 9/8/16   | 2193       | PJ   | BECKSTEDT & ASSOCIATES                                |           | 495.00     |         |
| 20000      | Accounts Payable - Trade | 10/1/16  | 16-1001-01 | PJ   | TOPA PROPERTIES                                       |           | 741.40     |         |
| 20000      | Accounts Payable - Trade | 10/7/16  | 327        | CDJ  | BECKSTEDT & ASSOCIATES - Invoice: 2                   | 495.00    |            |         |
| 20000      | Accounts Payable - Trade | 10/7/16  | 328        | CDJ  | TOPA PROPERTIES - Invoice: 16-1001-01                 | 741.40    |            |         |
| 20000      | Accounts Payable - Trade | 10/7/16  | 328        | CDJ  | TOPA PROPERTIES - Invoice: 16-1201-01                 | 741.40    |            |         |
| 20000      | Accounts Payable - Trade | 10/7/16  | 328        | CDJ  | TOPA PROPERTIES - Invoice: 16-1101-01                 | 741.40    |            |         |
| 20000      | Accounts Payable - Trade | 10/27/16 | 16-1027-01 | PJ   | V.I. EMPLOYMENT SECURITY AGENC                        |           | 1,273.38   |         |
| 20000      | Accounts Payable - Trade | 10/31/16 | 2016-01    | PJ   | LEWIS CONSULTING LLC                                  |           | 3,800.00   |         |
| 20000      | Accounts Payable - Trade | 11/1/16  | 16-1101-01 | PJ   | TOPA PROPERTIES                                       |           | 741.40     |         |
| 20000      | Accounts Payable - Trade | 11/3/16  | 329        | CDJ  | V.I. EMPLOYMENT SECURITY AGENC - Invoice: 16-1101-01  | 1,273.38  |            |         |
| 20000      | Accounts Payable - Trade | 11/3/16  | 2258       | PJ   | BECKSTEDT & ASSOCIATES                                |           | 1,192.50   |         |

| Account ID | Account Description           | Date            | Reference  | Jrnl | Trans Description                    | Debit Amt  | Credit Amt | Balance               |
|------------|-------------------------------|-----------------|------------|------|--------------------------------------|------------|------------|-----------------------|
| 20000      | Accounts Payable - Trade      | 11/23/16        | 331        | CDJ  | LEWIS CONSULTING LLC - Invoice: 2016 | 3,800.00   |            |                       |
| 20000      | Accounts Payable - Trade      | 11/30/16        | 2016-02    | PJ   | LEWIS CONSULTING LLC                 |            | 5,000.00   |                       |
| 20000      | Accounts Payable - Trade      | 11/30/16        | 16-1130    | PJ   | V.I. EMPLOYMENT SECURITY AGENC       |            | 24,930.39  |                       |
| 20000      | Accounts Payable - Trade      | 12/1/16         | 16-1201-01 | PJ   | TOPA PROPERTIES                      |            | 741.40     |                       |
| 20000      | Accounts Payable - Trade      | 12/4/16         | 2276       | PJ   | BECKSTEDT & ASSOCIATES               |            | 1,437.50   |                       |
| 20000      | Accounts Payable - Trade      | 12/6/16         | 330        | CDJ  | V.I. EMPLOYMENT SECURITY AGENC - I   | 24,930.39  |            |                       |
| 20000      | Accounts Payable - Trade      | 12/6/16         | 333        | CDJ  | LEWIS CONSULTING LLC - Invoice: 2016 | 5,000.00   |            |                       |
| 20000      | Accounts Payable - Trade      | 12/6/16         | 334        | CDJ  | BECKSTEDT & ASSOCIATES - Invoice: 2  | 1,192.50   |            |                       |
| 20000      | Accounts Payable - Trade      |                 |            |      | Change                               | 155,250.25 | 152,427.75 | 2,822.50              |
|            |                               | <b>12/31/16</b> |            |      | <b>Ending Balance</b>                |            |            | <b>-1,437.50</b>      |
| 23000      | Accrued Expenses              | 1/1/16          |            |      | Beginning Balance                    |            |            | -53,300.00            |
| 23000      | Accrued Expenses              | 1/5/16          | 283        | GENJ | EDGAR ROSS (INV #4 MASTER FEES)      | 43,300.00  |            |                       |
| 23000      | Accrued Expenses              |                 |            |      | Change                               | 43,300.00  |            | 43,300.00             |
|            |                               | <b>12/31/16</b> |            |      | <b>Ending Balance</b>                |            |            | <b>-10,000.00</b>     |
| 28600      | Pship Claims Reserve Clearing | 1/1/16          |            |      | Beginning Balance                    |            |            |                       |
| 28600      | Pship Claims Reserve Clearing | 1/25/16         | 285        | GENJ | CRMVI LLC INV 4783 PD BY CRA FOR S   | 5,088.97   |            |                       |
| 28600      | Pship Claims Reserve Clearing | 1/25/16         | 286        | GENJ | CRMVI LLC INV 4984 PD BY CRA FOR S   | 5,812.54   |            |                       |
| 28600      | Pship Claims Reserve Clearing | 1/25/16         | 291        | GENJ | UNITED CORP 12/31/15 AP BAL PD BY C  | 65,294.61  |            |                       |
| 28600      | Pship Claims Reserve Clearing | 2/8/16          | CRA293     | GENJ | US CUSTOMS (STT PENALTY RE SHPT I    | 2,250.00   |            |                       |
| 28600      | Pship Claims Reserve Clearing | 2/29/16         | 16-0229-02 | PJ   | KAC357 LLC - PSHIP GIFT CERTS REDE   | 3,640.00   |            |                       |
| 28600      | Pship Claims Reserve Clearing | 3/9/16          | 297        | GENJ | UNITED CORP 2/29/16 AP BAL PD BY CF  | 66,559.67  |            |                       |
| 28600      | Pship Claims Reserve Clearing | 3/11/16         | 299        | GENJ | WE ARE WINE LLC PMT BY CRA FOR S1    | 2,704.79   |            |                       |
| 28600      | Pship Claims Reserve Clearing | 4/1/16          | 302        | GENJ | UNITED CORP BAL DUE 3/31 AP AGING    | 41,320.75  |            |                       |
| 28600      | Pship Claims Reserve Clearing | 4/22/16         | JE22       | GENJ | LUTHERAN FAM SVCS REC'D BY UNITE     | 1,246.21   |            |                       |
| 28600      | Pship Claims Reserve Clearing | 6/10/16         | 312        | CDJ  | UNITED CORPORATION - UNITED EAST     | 65,653.79  |            |                       |
| 28600      | Pship Claims Reserve Clearing | 8/9/16          | 319        | CDJ  | UNITED CORPORATION - JONES V UNIT    | 50,000.00  |            |                       |
| 28600      | Pship Claims Reserve Clearing | 8/12/16         | 321        | CDJ  | UNITED CORPORATION - JUNE & JULY 1   | 71,280.75  |            |                       |
| 28600      | Pship Claims Reserve Clearing | 8/30/16         | 322        | CDJ  | UNITED CORPORATION                   | 40.00      |            |                       |
| 28600      | Pship Claims Reserve Clearing | 10/7/16         | 326        | CDJ  | UNITED CORPORATION - PAID 9/30/16 A  | 60,904.49  |            |                       |
| 28600      | Pship Claims Reserve Clearing | 11/23/16        | 332        | CDJ  | UNITED CORPORATION - AP BALANCE /    | 27,124.12  |            |                       |
| 28600      | Pship Claims Reserve Clearing |                 |            |      | Change                               | 468,920.69 |            | 468,920.69            |
|            |                               | <b>12/31/16</b> |            |      | <b>Ending Balance</b>                |            |            | <b>468,920.69</b>     |
| 30000      | Common Stock                  | 1/1/16          |            |      | Beginning Balance                    |            |            | -200,000.00           |
|            |                               | <b>12/31/16</b> |            |      | <b>Ending Balance</b>                |            |            | <b>-200,000.00</b>    |
| 31000      | Additional Paid-In Capital    | 1/1/16          |            |      | Beginning Balance                    |            |            | -12,454,539.26        |
|            |                               | <b>12/31/16</b> |            |      | <b>Ending Balance</b>                |            |            | <b>-12,454,539.26</b> |
| 32000      | Less Cost of Treasury Stock   | 1/1/16          |            |      | Beginning Balance                    |            |            | 400,000.00            |
|            |                               | <b>12/31/16</b> |            |      | <b>Ending Balance</b>                |            |            | <b>400,000.00</b>     |
| 33000      | Dividend Distributions        | 1/1/16          |            |      | Beginning Balance                    |            |            |                       |
| 33000      | Dividend Distributions        | 4/1/16          | 300        | GENJ | YUSUF - 2015 PTR TAX DISTR           | 282,266.73 |            |                       |
| 33000      | Dividend Distributions        | 4/1/16          | 301        | GENJ | HAMED - 2015 PTR TAX DISTR           | 282,266.73 |            |                       |
| 33000      | Dividend Distributions        | 4/22/16         | JE22       | GENJ | LUTHERAN FAM RECOVERY REVERSE        |            | 1,246.21   |                       |
| 33000      | Dividend Distributions        |                 |            |      | Change                               | 564,533.46 | 1,246.21   | 563,287.25            |
|            |                               | <b>12/31/16</b> |            |      | <b>Ending Balance</b>                |            |            | <b>563,287.25</b>     |
| 39000      | Retained Earnings             | 1/1/16          |            |      | Beginning Balance                    |            |            | 2,339,523.52          |
|            |                               | <b>12/31/16</b> |            |      | <b>Ending Balance</b>                |            |            | <b>2,339,523.52</b>   |
| 60000      | Accounting Fees               | 1/1/16          |            |      | Beginning Balance                    |            |            |                       |
| 60000      | Accounting Fees               | 8/17/16         | 16-0817-01 | PJ   | SOURCE ACCOUNTING - 2015 PLAZA P     | 1,550.00   |            |                       |
| 60000      | Accounting Fees               |                 |            |      | Change                               | 1,550.00   |            | 1,550.00              |
|            |                               | <b>12/31/16</b> |            |      | <b>Ending Balance</b>                |            |            | <b>1,550.00</b>       |
| 60800      | Bank Charges                  | 1/1/16          |            |      | Beginning Balance                    |            |            |                       |
| 60800      | Bank Charges                  | 1/31/16         | JE31       | GENJ | BANCO 9075 SVC FEE                   | 20.00      |            |                       |
| 60800      | Bank Charges                  | 2/29/16         | JE29       | GENJ | BANCO 9075 SVC FEE                   | 20.00      |            |                       |
| 60800      | Bank Charges                  | 3/31/16         | JE31       | GENJ | BANCO 9075 SVC CHARGE                | 20.00      |            |                       |
| 60800      | Bank Charges                  | 4/30/16         | JE30       | GENJ | BANCO 9075 SVC CHARGE                | 20.00      |            |                       |
| 60800      | Bank Charges                  | 5/31/16         | JE31       | GENJ | SVC CHARGES                          | 20.00      |            |                       |
| 60800      | Bank Charges                  | 6/30/16         | JE30       | GENJ | SVC CHARGES                          | 20.00      |            |                       |
| 60800      | Bank Charges                  | 7/31/16         | JE31       | GENJ | BANCO 9075 SVC FEE                   | 20.00      |            |                       |
| 60800      | Bank Charges                  | 8/31/16         | JE31       | GENJ | STD MONTHLY BK FEE                   | 20.00      |            |                       |
| 60800      | Bank Charges                  | 9/30/16         | JE30       | GENJ | STD MONTHLY BANK FEE                 | 20.00      |            |                       |
| 60800      | Bank Charges                  | 10/31/16        | JE30       | GENJ | SVC CHARGES                          | 20.00      |            |                       |
| 60800      | Bank Charges                  | 11/30/16        | JE30       | GENJ | BANCO SVC CHG                        | 20.00      |            |                       |
| 60800      | Bank Charges                  | 12/31/16        | JE31       | GENJ | BANCO FEE                            | 20.00      |            |                       |
| 60800      | Bank Charges                  |                 |            |      | Change                               | 240.00     |            | 240.00                |
|            |                               | <b>12/31/16</b> |            |      | <b>Ending Balance</b>                |            |            | <b>240.00</b>         |
| 61300      | Contract Labor Expense        | 1/1/16          |            |      | Beginning Balance                    |            |            |                       |
| 61300      | Contract Labor Expense        | 6/8/16          | 5          | PJ   | EDGAR D. ROSS - JAN 5 - JUN 6, 2016  | 36,200.00  |            |                       |
| 61300      | Contract Labor Expense        | 10/31/16        | 2016-01    | PJ   | LEWIS CONSULTING LLC - NEGOTIATE     | 3,800.00   |            |                       |
| 61300      | Contract Labor Expense        | 11/30/16        | 2016-02    | PJ   | LEWIS CONSULTING LLC - VIESA CONS    | 5,000.00   |            |                       |
| 61300      | Contract Labor Expense        |                 |            |      | Change                               | 45,000.00  |            | 45,000.00             |
|            |                               | <b>12/31/16</b> |            |      | <b>Ending Balance</b>                |            |            | <b>45,000.00</b>      |
| 63000      | Insurance - Emp Health        | 1/1/16          |            |      | Beginning Balance                    |            |            |                       |
| 63000      | Insurance - Emp Health        | 8/30/16         | 323        | CDJ  | LINDA ESPRIT - SETTLE MASA DEDUCT    | 397.61     |            |                       |
| 63000      | Insurance - Emp Health        |                 |            |      | Change                               | 397.61     |            | 397.61                |
|            |                               | <b>12/31/16</b> |            |      | <b>Ending Balance</b>                |            |            | <b>397.61</b>         |
| 63200      | Insurance - Gen Liability     | 1/1/16          |            |      | Beginning Balance                    |            |            |                       |
| 63200      | Insurance - Gen Liability     | 1/28/16         | JE28       | GENJ | EXPENSE NOMINAL PREPAID INSUR RE     | 0.40       |            |                       |
| 63200      | Insurance - Gen Liability     |                 |            |      | Change                               | 0.40       |            | 0.40                  |
|            |                               | <b>12/31/16</b> |            |      | <b>Ending Balance</b>                |            |            | <b>0.40</b>           |

| Account ID | Account Description          | Date            | Reference  | Jrnl | Trans Description                  | Debit Amt | Credit Amt | Balance          |
|------------|------------------------------|-----------------|------------|------|------------------------------------|-----------|------------|------------------|
| 64500      | Legal Fees Expense           | 1/1/16          |            |      | Beginning Balance                  |           |            |                  |
| 64500      | Legal Fees Expense           | 1/1/16          | 1932       | PJ   | BECKSTEDT & ASSOCIATES - HIPPOLY   | 135.00    |            |                  |
| 64500      | Legal Fees Expense           | 1/1/16          | 1934       | PJ   | BECKSTEDT & ASSOCIATES - SANTIAGI  | 112.50    |            |                  |
| 64500      | Legal Fees Expense           | 1/1/16          | 1935       | PJ   | BECKSTEDT & ASSOCIATES - HIPPOLY   | 22.50     |            |                  |
| 64500      | Legal Fees Expense           | 1/1/16          | 1936       | PJ   | BECKSTEDT & ASSOCIATES - JONES, JI | 1,745.00  |            |                  |
| 64500      | Legal Fees Expense           | 1/1/16          | 1937       | PJ   | BECKSTEDT & ASSOCIATES - MATTHEV   | 82.00     |            |                  |
| 64500      | Legal Fees Expense           | 1/1/16          | 1763       | PJ   | BECKSTEDT & ASSOCIATES - MATTHEV   | 400.00    |            |                  |
| 64500      | Legal Fees Expense           | 1/1/16          | 1762       | PJ   | BECKSTEDT & ASSOCIATES - JONES, JI | 1,095.00  |            |                  |
| 64500      | Legal Fees Expense           | 1/1/16          | 1761       | PJ   | BECKSTEDT & ASSOCIATES - HIPPOLY   | 2,890.00  |            |                  |
| 64500      | Legal Fees Expense           | 1/1/16          | 1759       | PJ   | BECKSTEDT & ASSOCIATES - SANTIAGI  | 10,855.00 |            |                  |
| 64500      | Legal Fees Expense           | 2/4/16          | 1956       | PJ   | BECKSTEDT & ASSOCIATES - SANTIAGI  | 1,552.50  |            |                  |
| 64500      | Legal Fees Expense           | 2/4/16          | 1957       | PJ   | BECKSTEDT & ASSOCIATES - JONES, JI | 2,518.50  |            |                  |
| 64500      | Legal Fees Expense           | 3/1/16          | 1976       | PJ   | BECKSTEDT & ASSOCIATES - SANTIAGI  | 11,175.00 |            |                  |
| 64500      | Legal Fees Expense           | 3/1/16          | 1977       | PJ   | BECKSTEDT & ASSOCIATES - JONES, JI | 6,228.00  |            |                  |
| 64500      | Legal Fees Expense           | 3/1/16          | 167848     | PJ   | DUDLEY TOPPER AND FEUERZEIG LL -   | 3,280.00  |            |                  |
| 64500      | Legal Fees Expense           | 3/1/16          | 168038     | PJ   | DUDLEY TOPPER AND FEUERZEIG LL -   | 6,400.00  |            |                  |
| 64500      | Legal Fees Expense           | 4/1/16          | 2010       | PJ   | BECKSTEDT & ASSOCIATES - U/JONES,  | 1,215.00  |            |                  |
| 64500      | Legal Fees Expense           | 4/1/16          | 2008       | PJ   | BECKSTEDT & ASSOCIATES - U/SANTIA  | 900.00    |            |                  |
| 64500      | Legal Fees Expense           | 4/1/16          | 2006       | PJ   | BECKSTEDT & ASSOCIATES - U/GENER   | 275.00    |            |                  |
| 64500      | Legal Fees Expense           | 4/22/16         | 2046       | PJ   | BECKSTEDT & ASSOCIATES - U/SANTIA  | 3,300.00  |            |                  |
| 64500      | Legal Fees Expense           | 4/22/16         | 2048       | PJ   | BECKSTEDT & ASSOCIATES - Y/JONES,  | 330.00    |            |                  |
| 64500      | Legal Fees Expense           | 6/4/16          | 2093       | PJ   | BECKSTEDT & ASSOCIATES - U/SANTIA  | 925.00    |            |                  |
| 64500      | Legal Fees Expense           | 6/4/16          | 2095       | PJ   | BECKSTEDT & ASSOCIATES - U/JONES,  | 315.50    |            |                  |
| 64500      | Legal Fees Expense           | 7/8/16          | 2127       | PJ   | BECKSTEDT & ASSOCIATES - U/SANTIA  | 8,496.30  |            |                  |
| 64500      | Legal Fees Expense           | 7/8/16          | 2129       | PJ   | BECKSTEDT & ASSOCIATES - U/JONES,  | 395.00    |            |                  |
| 64500      | Legal Fees Expense           | 7/8/16          | 2130       | PJ   | BECKSTEDT & ASSOCIATES - U/VELASC  | 100.00    |            |                  |
| 64500      | Legal Fees Expense           | 7/30/16         | 2159       | PJ   | BECKSTEDT & ASSOCIATES - U/SANTIA  | 75.00     |            |                  |
| 64500      | Legal Fees Expense           | 7/30/16         | 2160       | PJ   | BECKSTEDT & ASSOCIATES - U/JONES,  | 2,352.50  |            |                  |
| 64500      | Legal Fees Expense           | 9/8/16          | 2193       | PJ   | BECKSTEDT & ASSOCIATES - U/JONES,  | 495.00    |            |                  |
| 64500      | Legal Fees Expense           | 11/3/16         | 2258       | PJ   | BECKSTEDT & ASSOCIATES - U/SANTIA  | 1,192.50  |            |                  |
| 64500      | Legal Fees Expense           | 12/4/16         | 2276       | PJ   | BECKSTEDT & ASSOCIATES - U/SANTIA  | 1,437.50  |            |                  |
| 64500      | Legal Fees Expense           |                 |            |      | Change                             | 70,295.30 |            | 70,295.30        |
|            |                              | <b>12/31/16</b> |            |      | <b>Ending Balance</b>              |           |            | <b>70,295.30</b> |
| 66400      | Rent Expense - Other         | 1/1/16          |            |      | Beginning Balance                  |           |            |                  |
| 66400      | Rent Expense - Other         | 1/5/16          | 284        | GENJ | TOPA PROPERTIES (JAN RENT)         | 733.33    |            |                  |
| 66400      | Rent Expense - Other         | 2/8/16          | CRA294     | GENJ | TOPA PROPERTIES (PSHIP DOC STORA   | 733.33    |            |                  |
| 66400      | Rent Expense - Other         | 3/9/16          | 295        | GENJ | TOPA PROPERTIES MAR 2016 RENT      | 733.33    |            |                  |
| 66400      | Rent Expense - Other         | 3/9/16          | 296        | GENJ | TOPA PROPERTIES APR 2016 RENT      | 733.33    |            |                  |
| 66400      | Rent Expense - Other         | 5/11/16         | 306        | GENJ | TOPA PROPERTIES - DOC WHSE (MAY)   | 733.33    |            |                  |
| 66400      | Rent Expense - Other         | 6/1/16          | 16-0601    | PJ   | TOPA PROPERTIES - STORAGE UNIT FC  | 765.61    |            |                  |
| 66400      | Rent Expense - Other         | 6/1/16          | 16-0701    | PJ   | TOPA PROPERTIES - JULY STORAGE IN  | 741.40    |            |                  |
| 66400      | Rent Expense - Other         | 8/1/16          | 16-0801-01 | PJ   | TOPA PROPERTIES - August Rent      | 741.40    |            |                  |
| 66400      | Rent Expense - Other         | 9/1/16          | 16-0901-01 | PJ   | TOPA PROPERTIES - SEPTEMBER REN    | 741.40    |            |                  |
| 66400      | Rent Expense - Other         | 10/1/16         | 16-1001-01 | PJ   | TOPA PROPERTIES - OCTOBER RENT     | 741.40    |            |                  |
| 66400      | Rent Expense - Other         | 11/1/16         | 16-1101-01 | PJ   | TOPA PROPERTIES - NOV RENT         | 741.40    |            |                  |
| 66400      | Rent Expense - Other         | 12/1/16         | 16-1201-01 | PJ   | TOPA PROPERTIES - DEC RENT         | 741.40    |            |                  |
| 66400      | Rent Expense - Other         |                 |            |      | Change                             | 8,880.66  |            | 8,880.66         |
|            |                              | <b>12/31/16</b> |            |      | <b>Ending Balance</b>              |           |            | <b>8,880.66</b>  |
| 67400      | Taxes - Empr FUTA Expense    | 1/1/16          |            |      | Beginning Balance                  |           |            |                  |
| 67400      | Taxes - Empr FUTA Expense    | 5/11/16         | SJ11       | GENJ | IRS REFUND RE 2012 FORM 940        |           | 9,935.49   |                  |
| 67400      | Taxes - Empr FUTA Expense    |                 |            |      | Change                             |           | 9,935.49   | -9,935.49        |
|            |                              | <b>12/31/16</b> |            |      | <b>Ending Balance</b>              |           |            | <b>-9,935.49</b> |
| 67500      | Taxes - Empr VI Unemp        | 1/1/16          |            |      | Beginning Balance                  |           |            |                  |
| 67500      | Taxes - Empr VI Unemp        | 6/10/16         | 313        | CDJ  | V.I. EMPLOYMENT SECURITY AGENC - \ | 12,082.65 |            |                  |
| 67500      | Taxes - Empr VI Unemp        | 6/10/16         | 314        | CDJ  | V.I. EMPLOYMENT SECURITY AGENC - \ | 240.00    |            |                  |
| 67500      | Taxes - Empr VI Unemp        | 6/10/16         | 315        | CDJ  | V.I. EMPLOYMENT SECURITY AGENC - \ | 725.00    |            |                  |
| 67500      | Taxes - Empr VI Unemp        | 10/27/16        | 16-1027-01 | PJ   | V.I. EMPLOYMENT SECURITY AGENC - F | 1,273.38  |            |                  |
| 67500      | Taxes - Empr VI Unemp        | 11/30/16        | 16-1130    | PJ   | V.I. EMPLOYMENT SECURITY AGENC - ( | 24,930.39 |            |                  |
| 67500      | Taxes - Empr VI Unemp        |                 |            |      | Change                             | 39,251.42 |            | 39,251.42        |
|            |                              | <b>12/31/16</b> |            |      | <b>Ending Balance</b>              |           |            | <b>39,251.42</b> |
| 80000      | Other Income (Expense)       | 1/1/16          |            |      | Beginning Balance                  |           |            |                  |
| 80000      | Other Income (Expense)       | 9/30/16         | JE30       | GENJ | VOID CK 227 THAT GALLOW'S BAY BAK  |           | 65.72      |                  |
| 80000      | Other Income (Expense)       | 12/31/16        | JE31       | GENJ | CLR STALE DATED CHECKS IN CLOSED   |           | 4,846.12   |                  |
| 80000      | Other Income (Expense)       |                 |            |      | Change                             |           | 4,911.84   | -4,911.84        |
|            |                              | <b>12/31/16</b> |            |      | <b>Ending Balance</b>              |           |            | <b>-4,911.84</b> |
| 80100      | Interest Income - Taxable    | 1/1/16          |            |      | Beginning Balance                  |           |            |                  |
| 80100      | Interest Income - Taxable    | 5/11/16         | SJ11       | GENJ | IRS REFUND RE 2012 FORM 940        |           | 249.05     |                  |
| 80100      | Interest Income - Taxable    |                 |            |      | Change                             |           | 249.05     | -249.05          |
|            |                              | <b>12/31/16</b> |            |      | <b>Ending Balance</b>              |           |            | <b>-249.05</b>   |
| 80150      | Interest Income - Nontaxable | 1/1/16          |            |      | Beginning Balance                  |           |            |                  |
| 80150      | Interest Income - Nontaxable | 1/31/16         | SJE03      | GENJ | POST BPPR NET MONTHLY ACTIVITY     |           | 20,000.00  |                  |
| 80150      | Interest Income - Nontaxable | 2/1/16          | SJE03      | GENJ | POST BPPR NET MONTHLY ACTIVITY     | 20,000.00 |            |                  |
| 80150      | Interest Income - Nontaxable | 2/29/16         | SJE03      | GENJ | POST BPPR NET MONTHLY ACTIVITY     |           | 36,250.00  |                  |
| 80150      | Interest Income - Nontaxable | 3/1/16          | SJE03      | GENJ | POST BPPR NET MONTHLY ACTIVITY     | 36,250.00 |            |                  |
| 80150      | Interest Income - Nontaxable | 3/31/16         | SJE03      | GENJ | POST BPPR NET MONTHLY ACTIVITY     |           | 43,343.75  |                  |
| 80150      | Interest Income - Nontaxable | 4/1/16          | SJE03      | GENJ | POST BPPR NET MONTHLY ACTIVITY     | 43,343.75 |            |                  |
| 80150      | Interest Income - Nontaxable | 4/30/16         | SJE03      | GENJ | POST BPPR NET MONTHLY ACTIVITY     |           | 48,968.75  |                  |
| 80150      | Interest Income - Nontaxable | 5/1/16          | SJE03      | GENJ | POST BPPR NET MONTHLY ACTIVITY     | 48,968.75 |            |                  |
| 80150      | Interest Income - Nontaxable | 5/31/16         | SJE103     | GENJ | POST BPPR NET MONTHLY ACTIVITY     |           | 65,218.75  |                  |



| Account ID | Account Description           | Date            | Reference | Jrnl | Trans Description              | Debit Amt  | Credit Amt   | Balance            |
|------------|-------------------------------|-----------------|-----------|------|--------------------------------|------------|--------------|--------------------|
| 80150      | Interest Income - Nontaxable  | 6/1/16          | SJE103    | GENJ | POST BPPR NET MONTHLY ACTIVITY | 65,218.75  |              |                    |
| 80150      | Interest Income - Nontaxable  | 6/30/16         | SJE103    | GENJ | POST BPPR NET MONTHLY ACTIVITY |            | 88,968.75    |                    |
| 80150      | Interest Income - Nontaxable  | 7/1/16          | SJE103    | GENJ | POST BPPR NET MONTHLY ACTIVITY | 88,968.75  |              |                    |
| 80150      | Interest Income - Nontaxable  | 7/31/16         | XJE103    | GENJ | POST BPPR NET MONTHLY ACTIVITY |            | 103,343.75   |                    |
| 80150      | Interest Income - Nontaxable  | 8/1/16          | XJE103    | GENJ | POST BPPR NET MONTHLY ACTIVITY | 103,343.75 |              |                    |
| 80150      | Interest Income - Nontaxable  | 8/31/16         | XJE103    | GENJ | POST BPPR NET MONTHLY ACTIVITY |            | 122,687.50   |                    |
| 80150      | Interest Income - Nontaxable  | 9/1/16          | XJE103    | GENJ | POST BPPR NET MONTHLY ACTIVITY | 122,687.50 |              |                    |
| 80150      | Interest Income - Nontaxable  | 9/30/16         | XJE103    | GENJ | POST BPPR NET MONTHLY ACTIVITY |            | 130,562.50   |                    |
| 80150      | Interest Income - Nontaxable  | 10/1/16         | XJE103    | GENJ | POST BPPR NET MONTHLY ACTIVITY | 130,562.50 |              |                    |
| 80150      | Interest Income - Nontaxable  | 10/31/16        | XJE103    | GENJ | POST BPPR NET MONTHLY ACTIVITY |            | 140,968.06   |                    |
| 80150      | Interest Income - Nontaxable  | 11/1/16         | XJE103    | GENJ | POST BPPR NET MONTHLY ACTIVITY | 140,968.06 |              |                    |
| 80150      | Interest Income - Nontaxable  | 11/30/16        | XJE103    | GENJ | POST BPPR NET MONTHLY ACTIVITY |            | 153,280.56   |                    |
| 80150      | Interest Income - Nontaxable  | 12/1/16         | XJE103    | GENJ | POST BPPR NET MONTHLY ACTIVITY | 153,280.56 |              |                    |
| 80150      | Interest Income - Nontaxable  | 12/31/16        | XJE103    | GENJ | POST BPPR NET MONTHLY ACTIVITY |            | 178,159.03   |                    |
| 80150      | Interest Income - Nontaxable  |                 |           |      | Change                         | 953,592.37 | 1,131,751.40 | -178,159.03        |
|            |                               | <b>12/31/16</b> |           |      | <b>Ending Balance</b>          |            |              | <b>-178,159.03</b> |
|            |                               |                 |           |      | Beginning Balance              |            |              |                    |
| 80200      | Dividend Income               | 1/1/16          |           |      |                                |            |              |                    |
| 80200      | Dividend Income               | 1/31/16         | SJE03     | GENJ | POST BPPR NET MONTHLY ACTIVITY |            | 1.15         |                    |
| 80200      | Dividend Income               | 2/1/16          | SJE03     | GENJ | POST BPPR NET MONTHLY ACTIVITY | 1.15       |              |                    |
| 80200      | Dividend Income               | 2/29/16         | SJE03     | GENJ | POST BPPR NET MONTHLY ACTIVITY |            | 2.31         |                    |
| 80200      | Dividend Income               | 3/1/16          | SJE03     | GENJ | POST BPPR NET MONTHLY ACTIVITY | 2.31       |              |                    |
| 80200      | Dividend Income               | 3/31/16         | SJE03     | GENJ | POST BPPR NET MONTHLY ACTIVITY |            | 18,399.44    |                    |
| 80200      | Dividend Income               | 4/1/16          | SJE03     | GENJ | POST BPPR NET MONTHLY ACTIVITY | 18,399.44  |              |                    |
| 80200      | Dividend Income               | 4/30/16         | SJE03     | GENJ | POST BPPR NET MONTHLY ACTIVITY |            | 18,400.86    |                    |
| 80200      | Dividend Income               | 5/1/16          | SJE03     | GENJ | POST BPPR NET MONTHLY ACTIVITY | 18,400.86  |              |                    |
| 80200      | Dividend Income               | 5/31/16         | SJE103    | GENJ | POST BPPR NET MONTHLY ACTIVITY |            | 18,402.37    |                    |
| 80200      | Dividend Income               | 6/1/16          | SJE103    | GENJ | POST BPPR NET MONTHLY ACTIVITY | 18,402.37  |              |                    |
| 80200      | Dividend Income               | 6/30/16         | SJE103    | GENJ | POST BPPR NET MONTHLY ACTIVITY |            | 42,096.21    |                    |
| 80200      | Dividend Income               | 7/1/16          | SJE103    | GENJ | POST BPPR NET MONTHLY ACTIVITY | 42,096.21  |              |                    |
| 80200      | Dividend Income               | 7/31/16         | XJE103    | GENJ | POST BPPR NET MONTHLY ACTIVITY |            | 42,097.99    |                    |
| 80200      | Dividend Income               | 8/1/16          | XJE103    | GENJ | POST BPPR NET MONTHLY ACTIVITY | 42,097.99  |              |                    |
| 80200      | Dividend Income               | 8/31/16         | XJE103    | GENJ | POST BPPR NET MONTHLY ACTIVITY |            | 42,100.90    |                    |
| 80200      | Dividend Income               | 9/1/16          | XJE103    | GENJ | POST BPPR NET MONTHLY ACTIVITY | 42,100.90  |              |                    |
| 80200      | Dividend Income               | 9/30/16         | XJE103    | GENJ | POST BPPR NET MONTHLY ACTIVITY |            | 55,973.10    |                    |
| 80200      | Dividend Income               | 10/1/16         | XJE103    | GENJ | POST BPPR NET MONTHLY ACTIVITY | 55,973.10  |              |                    |
| 80200      | Dividend Income               | 10/31/16        | XJE103    | GENJ | POST BPPR NET MONTHLY ACTIVITY |            | 55,974.25    |                    |
| 80200      | Dividend Income               | 11/1/16         | XJE103    | GENJ | POST BPPR NET MONTHLY ACTIVITY | 55,974.25  |              |                    |
| 80200      | Dividend Income               | 11/30/16        | XJE103    | GENJ | POST BPPR NET MONTHLY ACTIVITY |            | 55,975.77    |                    |
| 80200      | Dividend Income               | 12/1/16         | XJE103    | GENJ | POST BPPR NET MONTHLY ACTIVITY | 55,975.77  |              |                    |
| 80200      | Dividend Income               | 12/31/16        | XJE103    | GENJ | POST BPPR NET MONTHLY ACTIVITY |            | 82,308.09    |                    |
| 80200      | Dividend Income               |                 |           |      | Change                         | 349,424.35 | 431,732.44   | -82,308.09         |
|            |                               | <b>12/31/16</b> |           |      | <b>Ending Balance</b>          |            |              | <b>-82,308.09</b>  |
|            |                               |                 |           |      | Beginning Balance              |            |              |                    |
| 80800      | Broker & Account Mgt Fees     | 1/1/16          |           |      |                                |            |              |                    |
| 80800      | Broker & Account Mgt Fees     | 1/31/16         | SJE03     | GENJ | POST BPPR NET MONTHLY ACTIVITY | 12,774.99  |              |                    |
| 80800      | Broker & Account Mgt Fees     | 2/1/16          | SJE03     | GENJ | POST BPPR NET MONTHLY ACTIVITY |            | 12,774.99    |                    |
| 80800      | Broker & Account Mgt Fees     | 2/29/16         | SJE03     | GENJ | POST BPPR NET MONTHLY ACTIVITY | 12,774.99  |              |                    |
| 80800      | Broker & Account Mgt Fees     | 3/1/16          | SJE03     | GENJ | POST BPPR NET MONTHLY ACTIVITY |            | 12,774.99    |                    |
| 80800      | Broker & Account Mgt Fees     | 3/31/16         | SJE03     | GENJ | POST BPPR NET MONTHLY ACTIVITY | 12,774.99  |              |                    |
| 80800      | Broker & Account Mgt Fees     | 4/1/16          | SJE03     | GENJ | POST BPPR NET MONTHLY ACTIVITY |            | 12,774.99    |                    |
| 80800      | Broker & Account Mgt Fees     | 4/30/16         | SJE03     | GENJ | POST BPPR NET MONTHLY ACTIVITY | 25,734.04  |              |                    |
| 80800      | Broker & Account Mgt Fees     | 5/1/16          | SJE03     | GENJ | POST BPPR NET MONTHLY ACTIVITY |            | 25,734.04    |                    |
| 80800      | Broker & Account Mgt Fees     | 5/31/16         | SJE103    | GENJ | POST BPPR NET MONTHLY ACTIVITY | 25,734.04  |              |                    |
| 80800      | Broker & Account Mgt Fees     | 6/1/16          | SJE103    | GENJ | POST BPPR NET MONTHLY ACTIVITY |            | 25,734.04    |                    |
| 80800      | Broker & Account Mgt Fees     | 6/30/16         | SJE103    | GENJ | POST BPPR NET MONTHLY ACTIVITY | 25,734.04  |              |                    |
| 80800      | Broker & Account Mgt Fees     | 7/1/16          | SJE103    | GENJ | POST BPPR NET MONTHLY ACTIVITY |            | 25,734.04    |                    |
| 80800      | Broker & Account Mgt Fees     | 7/31/16         | XJE103    | GENJ | POST BPPR NET MONTHLY ACTIVITY | 39,031.37  |              |                    |
| 80800      | Broker & Account Mgt Fees     | 8/1/16          | XJE103    | GENJ | POST BPPR NET MONTHLY ACTIVITY |            | 39,031.37    |                    |
| 80800      | Broker & Account Mgt Fees     | 8/31/16         | XJE103    | GENJ | POST BPPR NET MONTHLY ACTIVITY | 39,031.37  |              |                    |
| 80800      | Broker & Account Mgt Fees     | 9/1/16          | XJE103    | GENJ | POST BPPR NET MONTHLY ACTIVITY |            | 39,031.37    |                    |
| 80800      | Broker & Account Mgt Fees     | 9/30/16         | XJE103    | GENJ | POST BPPR NET MONTHLY ACTIVITY | 39,031.37  |              |                    |
| 80800      | Broker & Account Mgt Fees     | 10/1/16         | XJE103    | GENJ | POST BPPR NET MONTHLY ACTIVITY |            | 39,031.37    |                    |
| 80800      | Broker & Account Mgt Fees     | 10/31/16        | XJE103    | GENJ | POST BPPR NET MONTHLY ACTIVITY | 52,571.43  |              |                    |
| 80800      | Broker & Account Mgt Fees     | 11/1/16         | XJE103    | GENJ | POST BPPR NET MONTHLY ACTIVITY |            | 52,571.43    |                    |
| 80800      | Broker & Account Mgt Fees     | 11/30/16        | XJE103    | GENJ | POST BPPR NET MONTHLY ACTIVITY | 52,571.43  |              |                    |
| 80800      | Broker & Account Mgt Fees     | 12/1/16         | XJE103    | GENJ | POST BPPR NET MONTHLY ACTIVITY |            | 52,571.43    |                    |
| 80800      | Broker & Account Mgt Fees     | 12/31/16        | XJE103    | GENJ | POST BPPR NET MONTHLY ACTIVITY | 52,571.43  |              |                    |
| 80800      | Broker & Account Mgt Fees     |                 |           |      | Change                         | 390,335.49 | 337,764.06   | 52,571.43          |
|            |                               | <b>12/31/16</b> |           |      | <b>Ending Balance</b>          |            |              | <b>52,571.43</b>   |
|            |                               |                 |           |      | Beginning Balance              |            |              |                    |
| 81100      | Proceeds from Securities Sold | 1/1/16          |           |      |                                |            |              |                    |
| 81100      | Proceeds from Securities Sold | 3/31/16         | SJE03     | GENJ | POST BPPR NET MONTHLY ACTIVITY |            | 248,088.50   |                    |
| 81100      | Proceeds from Securities Sold | 4/1/16          | SJE03     | GENJ | POST BPPR NET MONTHLY ACTIVITY | 248,088.50 |              |                    |
| 81100      | Proceeds from Securities Sold | 4/30/16         | SJE03     | GENJ | POST BPPR NET MONTHLY ACTIVITY |            | 248,088.50   |                    |
| 81100      | Proceeds from Securities Sold | 5/1/16          | SJE03     | GENJ | POST BPPR NET MONTHLY ACTIVITY | 248,088.50 |              |                    |
| 81100      | Proceeds from Securities Sold | 5/31/16         | SJE103    | GENJ | POST BPPR NET MONTHLY ACTIVITY |            | 248,088.50   |                    |
| 81100      | Proceeds from Securities Sold | 6/1/16          | SJE103    | GENJ | POST BPPR NET MONTHLY ACTIVITY | 248,088.50 |              |                    |
| 81100      | Proceeds from Securities Sold | 6/30/16         | SJE103    | GENJ | POST BPPR NET MONTHLY ACTIVITY |            | 248,088.50   |                    |
| 81100      | Proceeds from Securities Sold | 7/1/16          | SJE103    | GENJ | POST BPPR NET MONTHLY ACTIVITY | 248,088.50 |              |                    |
| 81100      | Proceeds from Securities Sold | 7/31/16         | XJE103    | GENJ | POST BPPR NET MONTHLY ACTIVITY |            | 248,088.50   |                    |
| 81100      | Proceeds from Securities Sold | 8/1/16          | XJE103    | GENJ | POST BPPR NET MONTHLY ACTIVITY | 248,088.50 |              |                    |

| Account ID | Account Description           | Date            | Reference | Jrnl | Trans Description              | Debit Amt    | Credit Amt   | Balance            |
|------------|-------------------------------|-----------------|-----------|------|--------------------------------|--------------|--------------|--------------------|
| 81100      | Proceeds from Securities Sold | 8/31/16         | XJE103    | GENJ | POST BPPR NET MONTHLY ACTIVITY |              | 497,483.00   |                    |
| 81100      | Proceeds from Securities Sold | 9/1/16          | XJE103    | GENJ | POST BPPR NET MONTHLY ACTIVITY | 497,483.00   |              |                    |
| 81100      | Proceeds from Securities Sold | 9/30/16         | XJE103    | GENJ | POST BPPR NET MONTHLY ACTIVITY |              | 497,483.00   |                    |
| 81100      | Proceeds from Securities Sold | 10/1/16         | XJE103    | GENJ | POST BPPR NET MONTHLY ACTIVITY | 497,483.00   |              |                    |
| 81100      | Proceeds from Securities Sold | 10/31/16        | XJE103    | GENJ | POST BPPR NET MONTHLY ACTIVITY |              | 497,483.00   |                    |
| 81100      | Proceeds from Securities Sold | 11/1/16         | XJE103    | GENJ | POST BPPR NET MONTHLY ACTIVITY | 497,483.00   |              |                    |
| 81100      | Proceeds from Securities Sold | 11/30/16        | XJE103    | GENJ | POST BPPR NET MONTHLY ACTIVITY |              | 675,818.00   |                    |
| 81100      | Proceeds from Securities Sold | 12/1/16         | XJE103    | GENJ | POST BPPR NET MONTHLY ACTIVITY | 675,818.00   |              |                    |
| 81100      | Proceeds from Securities Sold | 12/31/16        | XJE103    | GENJ | POST BPPR NET MONTHLY ACTIVITY |              | 817,845.72   |                    |
| 81100      | Proceeds from Securities Sold |                 |           |      | Change                         | 3,408,709.50 | 4,226,555.22 | -817,845.72        |
|            |                               | <b>12/31/16</b> |           |      | <b>Ending Balance</b>          |              |              | <b>-817,845.72</b> |
| 81200      | Cost of Securities Sold       | 1/1/16          |           |      | Beginning Balance              |              |              |                    |
| 81200      | Cost of Securities Sold       | 3/31/16         | SJE03     | GENJ | POST BPPR NET MONTHLY ACTIVITY | 243,377.86   |              |                    |
| 81200      | Cost of Securities Sold       | 4/1/16          | SJE03     | GENJ | POST BPPR NET MONTHLY ACTIVITY |              | 243,377.86   |                    |
| 81200      | Cost of Securities Sold       | 4/30/16         | SJE03     | GENJ | POST BPPR NET MONTHLY ACTIVITY | 243,377.86   |              |                    |
| 81200      | Cost of Securities Sold       | 5/1/16          | SJE03     | GENJ | POST BPPR NET MONTHLY ACTIVITY |              | 243,377.86   |                    |
| 81200      | Cost of Securities Sold       | 5/31/16         | SJE103    | GENJ | POST BPPR NET MONTHLY ACTIVITY | 243,377.86   |              |                    |
| 81200      | Cost of Securities Sold       | 6/1/16          | SJE103    | GENJ | POST BPPR NET MONTHLY ACTIVITY |              | 243,377.86   |                    |
| 81200      | Cost of Securities Sold       | 6/30/16         | SJE103    | GENJ | POST BPPR NET MONTHLY ACTIVITY | 243,377.86   |              |                    |
| 81200      | Cost of Securities Sold       | 7/1/16          | SJE103    | GENJ | POST BPPR NET MONTHLY ACTIVITY |              | 243,377.86   |                    |
| 81200      | Cost of Securities Sold       | 7/31/16         | XJE103    | GENJ | POST BPPR NET MONTHLY ACTIVITY | 243,377.86   |              |                    |
| 81200      | Cost of Securities Sold       | 8/1/16          | XJE103    | GENJ | POST BPPR NET MONTHLY ACTIVITY |              | 243,377.86   |                    |
| 81200      | Cost of Securities Sold       | 8/31/16         | XJE103    | GENJ | POST BPPR NET MONTHLY ACTIVITY | 479,020.37   |              |                    |
| 81200      | Cost of Securities Sold       | 9/1/16          | XJE103    | GENJ | POST BPPR NET MONTHLY ACTIVITY |              | 479,020.37   |                    |
| 81200      | Cost of Securities Sold       | 9/30/16         | XJE103    | GENJ | POST BPPR NET MONTHLY ACTIVITY | 479,020.37   |              |                    |
| 81200      | Cost of Securities Sold       | 10/1/16         | XJE103    | GENJ | POST BPPR NET MONTHLY ACTIVITY |              | 479,020.37   |                    |
| 81200      | Cost of Securities Sold       | 10/31/16        | XJE103    | GENJ | POST BPPR NET MONTHLY ACTIVITY | 479,020.37   |              |                    |
| 81200      | Cost of Securities Sold       | 11/1/16         | XJE103    | GENJ | POST BPPR NET MONTHLY ACTIVITY |              | 479,020.37   |                    |
| 81200      | Cost of Securities Sold       | 11/30/16        | XJE103    | GENJ | POST BPPR NET MONTHLY ACTIVITY | 666,530.68   |              |                    |
| 81200      | Cost of Securities Sold       | 12/1/16         | XJE103    | GENJ | POST BPPR NET MONTHLY ACTIVITY |              | 666,530.68   |                    |
| 81200      | Cost of Securities Sold       | 12/31/16        | XJE103    | GENJ | POST BPPR NET MONTHLY ACTIVITY | 824,167.34   |              |                    |
| 81200      | Cost of Securities Sold       |                 |           |      | Change                         | 4,144,648.43 | 3,320,481.09 | 824,167.34         |
|            |                               | <b>12/31/16</b> |           |      | <b>Ending Balance</b>          |              |              | <b>824,167.34</b>  |
| 81300      | Basis Adj's Securities Sold   | 1/1/16          |           |      | Beginning Balance              |              |              |                    |
| 81300      | Basis Adj's Securities Sold   | 1/31/16         | SJE03     | GENJ | POST BPPR NET MONTHLY ACTIVITY | 5,302.15     |              |                    |
| 81300      | Basis Adj's Securities Sold   | 2/1/16          | SJE03     | GENJ | POST BPPR NET MONTHLY ACTIVITY |              | 5,302.15     |                    |
| 81300      | Basis Adj's Securities Sold   | 2/29/16         | SJE03     | GENJ | POST BPPR NET MONTHLY ACTIVITY | 10,982.84    |              |                    |
| 81300      | Basis Adj's Securities Sold   | 3/1/16          | SJE03     | GENJ | POST BPPR NET MONTHLY ACTIVITY |              | 10,982.84    |                    |
| 81300      | Basis Adj's Securities Sold   | 3/31/16         | SJE03     | GENJ | POST BPPR NET MONTHLY ACTIVITY | 16,096.15    |              |                    |
| 81300      | Basis Adj's Securities Sold   | 4/1/16          | SJE03     | GENJ | POST BPPR NET MONTHLY ACTIVITY |              | 16,096.15    |                    |
| 81300      | Basis Adj's Securities Sold   | 4/30/16         | SJE03     | GENJ | POST BPPR NET MONTHLY ACTIVITY | 21,073.66    |              |                    |
| 81300      | Basis Adj's Securities Sold   | 5/1/16          | SJE03     | GENJ | POST BPPR NET MONTHLY ACTIVITY |              | 21,073.66    |                    |
| 81300      | Basis Adj's Securities Sold   | 5/31/16         | SJE103    | GENJ | POST BPPR NET MONTHLY ACTIVITY | 26,402.80    |              |                    |
| 81300      | Basis Adj's Securities Sold   | 6/1/16          | SJE103    | GENJ | POST BPPR NET MONTHLY ACTIVITY |              | 26,402.80    |                    |
| 81300      | Basis Adj's Securities Sold   | 6/30/16         | SJE103    | GENJ | POST BPPR NET MONTHLY ACTIVITY | 31,582.44    |              |                    |
| 81300      | Basis Adj's Securities Sold   | 7/1/16          | SJE103    | GENJ | POST BPPR NET MONTHLY ACTIVITY |              | 31,582.44    |                    |
| 81300      | Basis Adj's Securities Sold   | 7/31/16         | XJE103    | GENJ | POST BPPR NET MONTHLY ACTIVITY | 36,599.70    |              |                    |
| 81300      | Basis Adj's Securities Sold   | 8/1/16          | XJE103    | GENJ | POST BPPR NET MONTHLY ACTIVITY |              | 36,599.70    |                    |
| 81300      | Basis Adj's Securities Sold   | 8/31/16         | XJE103    | GENJ | POST BPPR NET MONTHLY ACTIVITY | 44,669.66    |              |                    |
| 81300      | Basis Adj's Securities Sold   | 9/1/16          | XJE103    | GENJ | POST BPPR NET MONTHLY ACTIVITY |              | 44,669.66    |                    |
| 81300      | Basis Adj's Securities Sold   | 9/30/16         | XJE103    | GENJ | POST BPPR NET MONTHLY ACTIVITY | 50,236.38    |              |                    |
| 81300      | Basis Adj's Securities Sold   | 10/1/16         | XJE103    | GENJ | POST BPPR NET MONTHLY ACTIVITY |              | 50,236.38    |                    |
| 81300      | Basis Adj's Securities Sold   | 10/31/16        | XJE103    | GENJ | POST BPPR NET MONTHLY ACTIVITY | 55,811.00    |              |                    |
| 81300      | Basis Adj's Securities Sold   | 11/1/16         | XJE103    | GENJ | POST BPPR NET MONTHLY ACTIVITY |              | 55,811.00    |                    |
| 81300      | Basis Adj's Securities Sold   | 11/30/16        | XJE103    | GENJ | POST BPPR NET MONTHLY ACTIVITY | 61,272.96    |              |                    |
| 81300      | Basis Adj's Securities Sold   | 12/1/16         | XJE103    | GENJ | POST BPPR NET MONTHLY ACTIVITY |              | 61,272.96    |                    |
| 81300      | Basis Adj's Securities Sold   | 12/31/16        | XJE103    | GENJ | POST BPPR NET MONTHLY ACTIVITY | 66,569.15    |              |                    |
| 81300      | Basis Adj's Securities Sold   |                 |           |      | Change                         | 426,598.89   | 360,029.74   | 66,569.15          |
|            |                               | <b>12/31/16</b> |           |      | <b>Ending Balance</b>          |              |              | <b>66,569.15</b>   |
| 83100      | ST Cap Gain Distrib's - BPPR  | 1/1/16          |           |      | Beginning Balance              |              |              |                    |
| 83100      | ST Cap Gain Distrib's - BPPR  | 12/31/16        | XJE103    | GENJ | POST BPPR NET MONTHLY ACTIVITY |              | 208.97       |                    |
| 83100      | ST Cap Gain Distrib's - BPPR  |                 |           |      | Change                         |              | 208.97       | -208.97            |
|            |                               | <b>12/31/16</b> |           |      | <b>Ending Balance</b>          |              |              | <b>-208.97</b>     |
| 83200      | LT Cap Gain Distrib's - BPPR  | 1/1/16          |           |      | Beginning Balance              |              |              |                    |
| 83200      | LT Cap Gain Distrib's - BPPR  | 12/31/16        | XJE103    | GENJ | POST BPPR NET MONTHLY ACTIVITY |              | 12,398.10    |                    |
| 83200      | LT Cap Gain Distrib's - BPPR  |                 |           |      | Change                         |              | 12,398.10    | -12,398.10         |
|            |                               | <b>12/31/16</b> |           |      | <b>Ending Balance</b>          |              |              | <b>-12,398.10</b>  |

# Exhibit D

**IN THE SUPERIOR COURT OF THE VIRGIN ISLANDS  
DIVISION OF ST. CROIX**

**MOHAMMAD HAMED**, by his  
authorized agent **WALEED HAMED**,

*Plaintiff/Counterclaim Defendant,*

vs.

**FATHI YUSUF** and  
**UNITED CORPORATION**,

*Defendants/Counterclaimants,*

vs.

**WALEED HAMED**, **WAHEED  
HAMED**, **MUFEEED HAMED**,  
**HISHAM HAMED**,  
and **PLESSEN ENTERPRISES, INC.**,

*Counterclaim Defendants.*

---

**MOHAMMAD HAMED**,

*Plaintiff,*

vs.

**UNITED CORPORATION**,

*Defendant.*

---

**MOHAMMAD HAMED**,

*Plaintiff,*

vs.

**FATHI YUSUF**,

*Defendant.*

**CIVIL NO. SX-12-CV-370**

**ACTION FOR DAMAGES  
INJUNCTIVE RELIEF AND  
DECLARATORY RELIEF**

**JURY TRIAL DEMANDED**

**Consolidated With**

**CIVIL NO. SX-I4-CY-287**

**ACTION FOR DAMAGES  
AND DECLARATORY  
RELIEF**

**CIVIL NO. SX-I4-CY-278**

**ACTION FOR DEBT  
AND CONVERSION**

**JURY TRIAL DEMANDED**

**PLAINTIFF'S NOTICE OF OBJECTION TO LIQUIDATING PARTNER'S  
TWELFTH BI-MONTHLY REPORT**

The *Liquidating Partner's Twelfth Bi-Monthly Report*, filed January 31, 2017, is once again filled with self-serving and inaccurate statements. As such, Hamed hereby submits a general objection to that report.

Much of the report restates assertions from reports 1-11 – Plaintiff incorporates his prior objections 1-11 herein.

Because requests for even the most basic information such as cancelled checks, vendor invoices and operating bank statements apparently cannot be provided/answered, Hamed also objects to the provided “financials” which are just Yusuf’s manipulated statements based on no disclosed backup documents.

Specifically, Hamed request details on the following listed financials:

**A. Supporting documents for the following;**

1/25/16 285 Other CRMVI LLC INV 4783 PD BY CRA F 5,088.97  
1/25/16 286 Other CRMVI LLC INV 4984 PD BY CRA F 5,812.54  
11/23/16 331 Withdrawal LEWIS CONSULTING LLC 3,800.00  
12/6/16 333 Withdrawal LEWIS CONSULTING LLC 5,000.00  
20000 Accounts Payable - Trade 3/11/16 41375V CDJ WE ARE WINE LLC -  
Invoice: 0197 242.36  
20000 Accounts Payable - Trade 3/11/16 41375V CDJ WE ARE WINE LLC -  
Invoice: 0377 480.00  
20000 Accounts Payable - Trade 3/11/16 41375V CDJ WE ARE WINE LLC -  
Invoice: 0372 35.53  
20000 Accounts Payable - Trade 3/11/16 41375V CDJ WE ARE WINE LLC -  
Invoice: 0396 604.61  
20000 Accounts Payable - Trade 3/11/16 41375V CDJ WE ARE WINE LLC -  
Invoice: 0253 330.22  
20000 Accounts Payable - Trade 3/11/16 41375V CDJ WE ARE WINE LLC -  
Invoice: 0311 519.14  
20000 Accounts Payable - Trade 3/11/16 41375V CDJ WE ARE WINE LLC -  
Invoice: 0371 563.99  
20000 Accounts Payable - Trade 3/11/16 CRA299 CDJ WE ARE WINE LLC -  
Invoice: 0377 480.00  
20000 Accounts Payable - Trade 3/11/16 CRA299 CDJ WE ARE WINE LLC -  
Invoice: 0396 604.61  
20000 Accounts Payable - Trade 3/11/16 CRA299 CDJ WE ARE WINE LLC -  
Invoice: 0372 35.53  
20000 Accounts Payable - Trade 3/11/16 CRA299 CDJ WE ARE WINE LLC -  
Invoice: 0371 563.99  
20000 Accounts Payable - Trade 3/11/16 CRA299 CDJ WE ARE WINE LLC -  
Invoice: 0311 519.14

20000 Accounts Payable - Trade 3/11/16 CRA299 CDJ WE ARE WINE LLC -  
Invoice: 0197 242.36  
20000 Accounts Payable - Trade 3/11/16 CRA299 CDJ WE ARE WINE LLC -  
Invoice: 0253 330.22

**B. Also all information regarding these payments to United Corp, Dudley  
Topper**

28600 Pship Claims Reserve Clearing 1/1/16 Beginning Balance  
28600 Pship Claims Reserve Clearing 1/27/16 CRA292 CDJ UNITED  
CORPORATION 65,294.61  
28600 Pship Claims Reserve Clearing 3/9/16 297 CDJ UNITED CORPORATION  
66,559.67  
28600 Pship Claims Reserve Clearing 4/1/16 302 CDJ UNITED CORPORATION  
41,320.75  
28600 Pship Claims Reserve Clearing 4/22/16 16-0422-01 PJ UNITED  
CORPORATION - LUTHERAN FA M SVCS PMT REC'D BY UN1IT,2E4D6.  
2E1AST FOR PE WEST  
28600 Pship Claims Reserve Clearing 6/10/16 CRA312CM PJ UNITED  
CORPORATION - REIMB APR & M AY AP AGING TOT 65,653.79  
28600 Pship Claims Reserve Clearing 8/9/16 CM16-0719-01 PJ UNITED  
CORPORATION - JONES SETTLE MENT VIA UNITED EAST5 C0K,0  
0404.5080 TO COLIANNI  
28600 Pship Claims Reserve Clearing 8/12/16 321CM PJ UNITED  
CORPORATION - CRA REIMB PM T TO UNITED 71,280.75  
28600 Pship Claims Reserve Clearing 8/30/16 16-0813-01CM PJ UNITED  
CORPORATION - PAID BY WEST CRA CK 322 40.00  
28600 Pship Claims Reserve Clearing 10/7/16 CM16-0930 PJ UNITED  
CORPORATION - P'SHIP EAST S EP AP AGING PD BY WES6T0 ,C90R4A.49  
28600 Pship Claims Reserve Clearing 11/23/16 CM16-1031 PJ UNITED  
CORPORATION - CRA CHK 332 T O PAY AP BALANCE AT 1207/,3112/41.612  
28600 Pship Claims Reserve Clearing Change 449,424.39

**C. Explanation of the following re General Liability Insurance (with refunds  
coming in, why a \$50,000 expense for instance)**

63200 Insurance - Gen Liability 0.40 0.00 0.00 0.00 0.00 0.00 50,000.00 0.00  
0.00 0.00 0.00 0.00 50,000.40  
13100 Prepaid Insurance 1/28/16 JE28 GENJ INTER OCEAN 2015 REFUND  
4,865.21  
13100 Prepaid Insurance 1/28/16 JE28 GENJ INTER OCEAN 2015 REFUND  
19,218.81  
13100 Prepaid Insurance 1/28/16 JE28 GENJ INTER OCEAN 2015 REFUND  
14,572.50  
13100 Prepaid Insurance Change 38,656.92

**D. More detail on the Legal Fees to Beckstedt & Associates**

What cases are pending and what been settled, how much?

**E. Explanation why contract labor was needed.**

Contract Labor Expense 98,395.98 0.00 0.00 0.00 0.00 0.00 36,200.00 0.00 0.00  
0.00 3,800.00 5,000.00 0.00 143,395.98

Finally, Hamed again disagrees with any payments to Yusuf or Gaffney which are not supported by time sheets or other proof of hours worked, and seeks recovery of those amounts.

**Dated:** February 13, 2017



**Joel H. Holt, Esq.**  
*Counsel for Plaintiff*  
Law Offices of Joel H. Holt  
2132 Company Street,  
Christiansted, VI 00820  
Email: holtvi@aol.com  
Tele: (340) 773-8709  
Fax: (340) 773-8677

**Carl J. Hartmann III, Esq.**  
*Co-Counsel for Plaintiff*  
5000 Estate Coakley Bay,  
Unit L-6  
Christiansted, VI 00820  
Email: carl@carlhartmann.com  
Tele: (340) 719-8941

### CERTIFICATE OF SERVICE

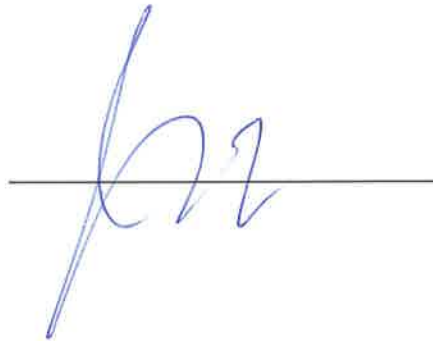
I hereby certify that on this 13th day of February, 2016, I served a copy of the foregoing by email, as agreed by the parties, on:

**Hon. Edgar Ross**  
Special Master  
edgarrossjudge@hotmail.com

**Gregory H. Hodges**  
Law House, 10000 Frederiksberg Gade  
P.O. Box 756  
St. Thomas, VI 00802  
ghodges@dtflaw.com

**Mark W. Eckard**  
Hamm Eckard, LLP  
5030 Anchor Way  
Christiansted, VI 00820  
mark@markeckard.com

**Jeffrey B. C. Moorhead**  
CRT Brow Building  
1132 King Street, Suite 3  
Christiansted, VI 00820  
jeffreymlaw@yahoo.com

A handwritten signature in blue ink is written over a horizontal line. The signature is stylized and appears to be the initials 'JCM'.



# Exhibit E

These reserves include the claims of Wadda Charriez<sup>8</sup> since her counterclaims are effectively against the Partnership and, therefore, constitute a potential obligation of the Partnership.

### III. Outstanding Debts of the Partnership

Although nearly all of the undisputed Debts of the Partnership have been paid or resolved, the following Debts remain:

#### A. Miscellaneous Debts

There are Debts totaling \$176,267.97, which must be paid prior to any distribution of the remaining Partnership Assets to the Partners<sup>9</sup>. This amount relates primarily to accounts payable for open tax issues from 2013.

#### B. Unpaid Rent for Plaza Extra-East and Adjacent Bays

While the Court determined that certain past due rent obligations for Plaza Extra-East must be paid pursuant to the Rent Order, there remain additional rent claims for Plaza Extra-East. These claims have not yet been resolved<sup>10</sup> and, if found to be due and owing, then these are Debts of the Partnership that should be paid prior to any distribution of the remaining Partnership Assets to the Partners.

United makes the following claims against the Partnership as set forth in its Amended Counterclaim and Motion For Partial Summary Judgment Regarding Rent:

<sup>8</sup> These claims are the subject of a separate suit, United Corporation v. Wadda Charriez, SX-13-CV-152, which Yusuf has moved to consolidate into this action for resolution. See Motion to Consolidate filed on March 17, 2016.

<sup>9</sup> The total liabilities are reflected in the Partnership balance sheet provided to the Master and counsel for the Partners by Gaffney on September 30, 2016.

<sup>10</sup> See Rent Order, p. 2, n. 1; p. 11, n. 4.

EXHIBIT A

Claim Distribution Summary

|   |                       |                |
|---|-----------------------|----------------|
| I. Total Assets Remaining After Liquidation: <sup>1</sup> |                       | \$8,957,168.54 |
| II. Less Reserves:  |                       |                |
| A. Tutu Park Rent:  | \$ 887,203.26         |                |
| B. Tutu Park Property Taxes: <sup>2</sup>                 | \$ 14,356.44          |                |
| C. Matching Payment to United: <sup>3</sup>               | \$ 9,812.14           |                |
| D. FUTA Taxes:  | \$ 350,000.00         |                |
| E. Master's Fees <sup>4</sup> :                           | \$ 150,000.00         |                |
| F. Accounting Fees:                                       | \$ 30,000.00          |                |
| G. Litigation Risks:                                      | <u>\$1,320,777.00</u> |                |
| Subtotal:   | \$2,762,148.84        |                |

Balance Less Reserves: \$6,195,019.70

III. Less Debts of the Partnership:

|   |                      |
|---|----------------------|
| A. <u>Balance Sheet Liabilities<sup>5</sup></u> | \$ 176,267.97        |
| B. Add'l Rent for Bay 1:                        | \$ 6,974,063.10      |
| C. Interest on Bay 1 Rent Awarded:              | \$ 881,955.08        |
| D. Rent for Bays 5 & 8:                         | \$ 793,984.34        |
| E. Interest on Unpaid Rent, Bays 5 & 8:         | \$ 241,005.18        |
| F. Reimb. United for Gross Receipts Taxes       | \$ 60,586.96         |
| G. Black Book Balance owed to United            | \$ 49,997.00         |
| H. Ledger Balances owed to United               | \$ 199,760.00        |
| I. Water Revenue Re: Plaza Extra-East           | \$ 693,207.46        |
| J. Unreimbursed Transfers from United           | <u>\$ 188,132.00</u> |
| Subtotal:                                       | \$10,258,959.09      |

IV. Net Partnership Assets Available for Distribution After Debts and Reserves: .(\$4,063,939.39)

V. Past Partnership Withdrawals and Distribution Reconciliation:

|  |                 |
|--|-----------------|
| A. Net funds withdrawn or deemed to be<br>a distribution between the Partners per<br>BDO Report - Net Due to Yusuf: <sup>6</sup> | \$ 9,670,675.36 |
|--|-----------------|

<sup>1</sup> See Partnership Balance Sheet as of August 31, 2016 provided by John Gaffney to the Master and counsel for the Partners on September 30, 2016.

<sup>2</sup> See ftn. 6 to Tenth Bi-Monthly Report filed on September 30, 2016.

<sup>3</sup> See ftn. 6 to Tenth Bi-Monthly Report filed on September 30, 2016.

<sup>4</sup> This is an estimated amount.

<sup>5</sup> See Total Liabilities shown on Balance Sheet provided by John Gaffney on September 30, 2016.

<sup>6</sup> See BDO Report at p. 63.

# Exhibit F

**IN THE SUPERIOR COURT OF THE VIRGIN ISLANDS  
DIVISION OF ST. CROIX**

|                                     |   |                          |
|-------------------------------------|---|--------------------------|
| WALEED HAMED, as Executor of the    | ) |                          |
| Estate of MOHAMMAD HAMED,           | ) |                          |
|                                     | ) |                          |
| Plaintiff/Counterclaim Defendant,   | ) | CIVIL NO. SX-12-CV-370   |
| v.                                  | ) |                          |
|                                     | ) | ACTION FOR INJUNCTIVE    |
| FATHI YUSUF and UNITED CORPORATION, | ) | RELIEF, DECLARATORY      |
|                                     | ) | JUDGMENT, AND            |
| Defendants/Counterclaimants,        | ) | PARTNERSHIP DISSOLUTION, |
| v.                                  | ) | WIND UP, AND ACCOUNTING  |
|                                     | ) |                          |
| WALEED HAMED, WAHEED HAMED,         | ) |                          |
| MUFEED HAMED, HISHAM HAMED, and     | ) |                          |
| PLESSEN ENTERPRISES, INC.,          | ) |                          |
|                                     | ) |                          |
| Additional Counterclaim Defendants. | ) | Consolidated With        |
|                                     | ) |                          |
| WALEED HAMED, as Executor of the    | ) |                          |
| Estate of MOHAMMAD HAMED,           | ) |                          |
|                                     | ) | CIVIL NO. SX-14-CV-287   |
| Plaintiff,                          | ) |                          |
| v.                                  | ) | ACTION FOR DAMAGES AND   |
|                                     | ) | DECLARATORY JUDGMENT     |
| UNITED CORPORATION,                 | ) |                          |
|                                     | ) |                          |
| Defendant.                          | ) |                          |
|                                     | ) |                          |
| WALEED HAMED, as Executor of the    | ) |                          |
| Estate of MOHAMMAD HAMED,           | ) |                          |
|                                     | ) | CIVIL NO. SX-14-CV-278   |
| Plaintiff,                          | ) |                          |
| v.                                  | ) | ACTION FOR DEBT AND      |
|                                     | ) | CONVERSION               |
| FATHI YUSUF,                        | ) |                          |
|                                     | ) |                          |
| Defendant.                          | ) |                          |

**YUSUF'S AMENDED ACCOUNTING CLAIMS  
LIMITED TO TRANSACTIONS OCCURRING ON OR AFTER SEPTEMBER 17, 2006**

**Disputed/Undisputed, Ripe for Determination or Discovery Needed:** The parties and the Master should be able to agree upon the amount necessary to be set aside for payment of the Master's future fees and expenses.

**D. Accounting Fees**

Accounting fees for coordination and payment of various Debts and wind up of the Partnership will need to be reserved. It is estimated that \$30,000.00 should be set aside for such expenses.

**Disputed/Undisputed, Ripe for Determination or Discovery Needed:** It is Yusuf's position that this item should not be disputed and is ripe for determination by the Master.

**E. Funds to Be Held in Reserve for Litigation Risks**

Reserves must be set aside for pending and possible litigation relating to claims for injuries allegedly suffered at the various Plaza Extra Stores prior to the dissolution of the Partnership and transfer of ownership of the stores. *See* Exhibit C-2 to the Seventh Bi-Monthly Report filed on April 1, 2016. Yusuf submits that the amount required to satisfy the potential risk to the Partnership as well as costs and expenses not otherwise covered by insurance for those claims is approximately \$1,320,777.00. This amount is comprised of two primary components: 1) pending claims and 2) estimated future claims.<sup>7</sup>

As to the pending claims, they are further divided into two categories: a) those claims with insurance coverage and a self-insured retention and b) uncovered claims. For those claims with insurance coverage, reserves are calculated by considering the total amount claimed or last

---

<sup>7</sup> At present, Yusuf is unaware of any unfiled claims within the statute of limitations.

demanded in settlement by the plaintiffs, multiplied by the probability of plaintiffs' success in each case, added to the costs for the litigation not covered by insurance.<sup>8</sup>

As to the estimated future claims, the average value of claims in a given year is calculated by review of historical claims. Then this value is multiplied by the average number of claims per year and by the number of years in the statute of limitation period to determine the total risk. That figure is in turn multiplied by the percentage of time remaining in the applicable statute of limitations. The statute of limitations is calculated for each store from the last date it was controlled by the Partnership; i.e. March 9, 2015 for Plaza Extra-East and West, and April 30, 2015 for Plaza Extra-Tutu Park. Such formulas are commonly utilized to evaluate risk exposure by insurers in setting insurance loss reserves.<sup>9</sup>

These reserves include the claims of Wadda Charriez<sup>10</sup> since her counterclaims are effectively against the Partnership and, therefore, constitute a potential obligation of the Partnership.

**Disputed/Undisputed, Ripe for Determination or Discovery Needed:** It is Yusuf's position that this item should not be disputed. The Master should assess whether the estimated amounts for the reserves should be adjusted but it is otherwise ready for determination.

### **III. Outstanding Debts of the Partnership**

Although nearly all of the undisputed Debts of the Partnership have been paid or resolved, the following Debts remain:

<sup>8</sup> See Exhibit B to the Original Claims, Litigation Reserves Calculations.

<sup>9</sup> *A User-Friendly Introduction to Property and Casualty Claims Reserves*, Joseph Calandro, Jr. and Thomas J. O'Brien, 2004, describing accounting methodologies as to assessment of litigation risks and costs for setting reserves.

<sup>10</sup> These claims are the subject of a separate suit, United Corporation v. Wadda Charriez, SX-13-CV-152, which Yusuf has moved to consolidate into this action for resolution. See Motion to Consolidate filed on March 17, 2016.

**A. Miscellaneous Debts**

There are Debts totaling \$167,114.78, which must be paid prior to any distribution of the remaining Partnership Assets to the Partners<sup>11</sup>. This amount relates primarily to accounts payable for open tax issues.

**Disputed/Undisputed, Ripe for Determination or Discovery Needed:** It is Yusuf's position that this item should not be disputed and is ready for determination by the Master.

**B. Unpaid Rent for Plaza Extra-East and Adjacent Bays**

While the Court determined that certain past due rent obligations for Plaza Extra-East must be paid pursuant to the Rent Order, there remain additional rent claims for Plaza Extra-East. These claims have not yet been resolved<sup>12</sup> and, if found to be due and owing, then these are Debts of the Partnership that should be paid prior to any distribution of the remaining Partnership Assets to the Partners.

United makes the following claims against the Partnership as set forth in its Amended Counterclaim and Motion For Partial Summary Judgment Regarding Rent:

**1. Bay 1 – Increased Rent Due Net of Rent Paid**

United provided formal notice of increased rent of \$200,000 per month to the Partnership, which was to begin on January 1, 2012 through March 31, 2012, if the premises were not vacated before then. Thereafter, beginning on April 1, 2012 through March 8, 2015, United provided formal notice of increased rent of \$250,000 per month. See Exhibit D to Yusuf's Declaration dated August 12, 2014 (the "Yusuf Declaration") in support of Defendants'

<sup>11</sup> These liabilities are as of December 31, 2016 and are reflected in the Partnership financial statement provided to the Master and counsel for the Partners by Gaffney on January 31, 2017. As of August 31, 2017, Gaffney advises that these liabilities are \$69,273.51, which includes the \$30,000 accrued for accounting fees pursuant to § II D, above.

<sup>12</sup> See Rent Order, p. 2, n. 1; p. 11, n. 4.



| Original Claim Distribution Summary<br>Submitted September 30, 2016<br>(and amended in December 2016) | Amended Claim Distribution Summary<br><u>Submitted October 30, 2017</u>  | Disputed or<br>Undisputed | Ripe for<br>Determination | Additional<br>Discovery<br>Needed |
|---|--|---------------------------|---------------------------|-----------------------------------|
| I. Total Assets Remaining After Liquidation: <sup>1</sup> \$8,957,168.54                              | I. Total Assets Remaining After Liquidation: <sup>2</sup> \$8,879,900.96 | Undisputed                | N/A                       | N/A                               |
| II. Less Reserves   | II. Less Reserves  |                           |                           |                                   |
| A. Tutu Park Property Taxes: <sup>3</sup> \$ 14,356.44  | A. Tutu Park Property Taxes: \$ 14,356.44                                | Undisputed                | Yes                       | No                                |
| B. Matching Payment to United: <sup>4</sup> \$ 9,812.14   | B. Matching Payment to United: <sup>5</sup> \$ 9,812.14                  | Disputed                  | Yes                       | No                                |
| C. FUTA Taxes: \$ 350,000.00  | C. FUTA Taxes: \$ N/A  | N/A                       | N/A                       | N/A                               |
| D. Master's Fees: <sup>6</sup> \$ 150,000.00  | D. Master's Fees: <sup>7</sup> \$ 150,000.00                             | Need Add'l<br>Estimate    | Yes                       | No                                |
| E. Accounting Fees: \$ 30,000.00  | E. <u>Accounting Fees</u> <sup>8</sup> : \$ 30,000.00                    | Need Add'l<br>Estimate    | Yes                       | No                                |
| F. Litigation Risks:<br>Subtotal: \$1,320,777.00<br>\$1,874,945.58                                    | F. Litigation Risks:<br>Subtotal: \$1,320,777.00<br>\$1,524,945.58       | Undisputed                | Yes                       | No                                |
| Balance Less Reserves: \$7,082,222.96   | Balance Less Reserves: \$7,354,955.38                                    |                           |                           |                                   |



<sup>1</sup> See Partnership balance sheet as of August 31, 2016 provided by John Gaffney to the Master and counsel for the Partners on September 30, 2016.

<sup>2</sup> See fn. 4 of the Amended Claims.

<sup>3</sup> See fn. 6 to Tenth Bi-Monthly Report filed on September 30, 2016.

<sup>4</sup> See fn. 6 to Tenth Bi-Monthly Report filed on September 30, 2016.

<sup>5</sup> See fn. 5 to Twelfth and Final Bi-Monthly Report filed on January 31, 2017.

<sup>6</sup> This is an estimated amount.

<sup>7</sup> This is an estimated amount to be updated by the Master.

<sup>8</sup> This is an estimated amount.

| III. Less Debts of the Partnership:   |                  | III. Less Debts of the Partnership:   |                  | Disputed or Undisputed | Ripe for Determination | Additional Discovery Needed |
|---|------------------|---|------------------|------------------------|------------------------|-----------------------------|
| A. Balance Sheet Liabilities <sup>9</sup>                                       | \$ 176,267.97    | A. Balance Sheet Liabilities <sup>10</sup>                                      | \$ 39,273.51     | Disputed               | Yes                    | No                          |
| B. Add'l Rent for Bay 1:  | \$ 6,974,063.10  | B. Add'l Rent for Bay 1:  | \$ 6,974,063.10  | Disputed               | Yes                    | No                          |
| C. Int. on Bay 1 Rent Awarded:  | \$ 881,955.08    | C. Int. on Bay 1 Rent Awarded:  | \$ 881,955.08    | Disputed               | Yes                    | No                          |
| D. Rent for Bays 5 & 8:   | \$ 793,984.34    | D. Rent for Bays 5 & 8:   | \$ 793,984.34    | Disputed               | Yes                    | No                          |
| E. Int. on Unpaid Rent, Bays 5 & 8:   | \$ 241,005.18    | E. Int. on Unpaid Rent, Bays 5 & 8:   | \$ 241,005.18    | Disputed               | Yes                    | No                          |
| F. Reimb. United for Gross Receipts Taxes                                       | \$ 60,586.96     | F. Reimb. United for Gross Receipts Taxes                                       | \$ 60,586.96     | Disputed               | No                     | Yes                         |
| G. Black Book Balance owed to United  | \$ 49,997.00     | G. Black Book Balance owed to United  | \$ 49,997.00     | Disputed               | No                     | Yes                         |
| H. Ledger Balances owed to United   | \$ 199,760.00    | H. Ledger Balances owed to United   | \$ 199,760.00    | Disputed               | No                     | Yes                         |
| I. Water Revenue Re: Plaza Extra-East   | \$ 693,207.46    | I. Water Revenue Re: Plaza Extra-East   | \$ 693,207.46    | Disputed               | No                     | Yes                         |
| J. Unreimbursed Transfers from United   | \$ 188,132.00    | J. Unreimbursed Transfers from United   | \$ 188,132.00    | Disputed               | No                     | Yes                         |
| Subtotal:   | \$10,258,959.09  | Subtotal:   | \$10,121,964.60  |                        |                        |                             |
| IV. Net Partnership Assets Available for Distribution After Debts and Reserves: | (\$3,176,736.04) | IV. Net Partnership Assets Available for Distribution After Debts and Reserves: | (\$2,767,009.22) |                        |                        |                             |

<sup>9</sup> See Total Liabilities shown on balance sheet provided by John Gaffney on September 30, 2016.

<sup>10</sup> See fn. 11 of the Amended Claims. Since \$30,000 was included as a reserve in item II E, above, that amount was not also included in the balance sheet liabilities.

|   |   |   |   |   |
|---|---|---|---|---|
| <p>V. Past Partnership Withdrawals and Distribution Reconciliation:</p> <p>A. Net funds withdrawn or deemed to be a distribution between the Partners per BDO Report – Net Due to Yusuf<sup>11</sup>: \$ 9,670,675.36</p> | <p>V. Past Partnership Withdrawals and Distribution Reconciliation:</p> <p>A. Net funds withdrawn or deemed to be a distribution between the Partners per BDO Report – Net Due to Yusuf<sup>12</sup>: \$ 2,549,819.22</p> | <p>Disputed or Undisputed</p> <p>Disputed</p>             | <p>Ripe For Determination</p> <p>No</p> | <p>Additional Discovery Needed</p> <p>Yes</p> |
| <p>VI. Y&amp;S Corporation and R&amp;F Condominium Stock Sale Proceeds Distribution: \$802,966.00</p>   | <p>VI. Y&amp;S Corporation and R&amp;F Condominium Stock Sale Proceeds Distribution: \$ 0</p>   | <p>No longer applicable as barred by Accounting Order</p> | <p>N/A</p>                              | <p>N/A</p>                                    |
| <p>VII. Foreign Accounts and Jordanian Properties:</p> <p>A. Net Due to Yusuf: \$TBD, but at least \$434,921.37</p>   | <p>VII. Foreign Accounts and Jordanian Properties</p> <p>A. Net Due to Yusuf: \$TBD, but at least \$434,921.37 (Exhibit R)</p>  | <p>Disputed</p>   | <p>No</p>                               | <p>Yes</p>                                    |
| <p>VIII. Loss of Going Concern Value of Plaza Extra West: \$4,385,000.00</p>  | <p>VIII. Loss of Going Concern Value of Plaza Extra West: \$4,385,000.00</p>  | <p>Disputed</p>   | <p>No</p>                               | <p>Yes</p>                                    |

<sup>11</sup> See BDO Report at p. 63.

<sup>12</sup> See Exhibit J-2.

# Exhibit G

IN THE SUPERIOR COURT OF THE VIRGIN ISLANDS  
DIVISION OF ST. CROIX

WALEED HAMED, as Executor of the )  
Estate of MOHAMMAD HAMED, )  
 )  
Plaintiff/Counterclaim Defendant, )

v. )

FATHI YUSUF and UNITED CORPORATION, )  
 )  
Defendants/Counterclaimants, )  
v. )

CIVIL NO. SX-12-CV-370

ACTION FOR INJUNCTIVE  
RELIEF, DECLARATORY  
JUDGMENT, AND  
PARTNERSHIP DISSOLUTION,  
WIND UP, AND ACCOUNTING

WALEED HAMED, WAHEED HAMED, )  
MUFEEED HAMED, HISHAM HAMED, and )  
PLESSEN ENTERPRISES, INC., )  
Additional Counterclaim Defendants. )

Consolidated With

WALEED HAMED, as Executor of the )  
Estate of MOHAMMAD HAMED, )  
 )  
Plaintiff, )

CIVIL NO. SX-14-CV-287

ACTION FOR DAMAGES AND  
DECLARATORY JUDGMENT

v. )

UNITED CORPORATION, )  
 )  
Defendant. )

WALEED HAMED, as Executor of the )  
Estate of MOHAMMAD HAMED, )  
 )  
Plaintiff, )

CIVIL NO. SX-14-CV-278

ACTION FOR DEBT AND  
CONVERSION

v. )

FATHI YUSUF, )  
Defendant. )

FATHI YUSUF and )  
UNITED CORPORATION, )  
 )  
Plaintiffs, )

CIVIL NO. ST-17-CV-384

ACTION TO SET ASIDE  
FRAUDULENT TRANSFERS

v. )

THE ESTATE OF MOHAMMAD HAMED, )  
Waleed Hamed as Executor of the Estate of )  
Mohammad Hamed, and )  
THE MOHAMMAD A. HAMED LIVING TRUST, )  
 )  
Defendants. )

**EXHIBIT**  
**2**

Claim H-165

DUDLEY, TOPPER  
AND FEUERZEIG, LLP  
1000 Frederiksberg Gade  
P.O. Box 756  
St. Thomas, U.S. V.I. 00804-0756  
(340) 774-4422

**RESPONSES TO HAMED'S FOURTH INTERROGATORIES PER THE CLAIM  
DISCOVERY PLAN OF 1/29/2018 NOS. 16-28 OF 50**

~~Defendant/Counterclaimants Fathi Yusuf ("Yusuf") and United Corporation~~  
("United")(collectively, the "Defendants") through their attorneys, Dudley, Topper and Feuerzeig, LLP, hereby provide their Responses to Hamed's Fourth Set of Interrogatories per the Claims Discovery Plan of 1/29/2018, Nos. 16-28 of 50 as to Y-5: Reimburse United For Gross Receipt Taxes; H-150 And H-160: United's Gross Receipts Taxes; H-152: United's Corporate Franchise Taxes And Fees; H-153: P Funds Used to Pay United's Property Insurance; H-7: Kac357, Inc. Payment Of Invoices from J. David Jackson, PC; H-8: David Jackson, CPA, Bill Owed For Tax Work Done; H-15: NejeH Yusuf's Case Withdrawals from Safe; H-22: NejeH Yusuf Removed Property Belonging To Kac357, Inc.; H-142: Half Acre In Estate Tutu; H-146: Imbalance In Credit Card Points; H-147: Vendor Rebates; H-154: Attorney And Accounting Fees Paid Re Criminal Case; H-163: Loss Of Assets Due To Wrongful Dissolution; H-164: Inventory Adjusted Downward By \$1,660,000; H-165: Debts Totaling \$176,267.97.

**GENERAL OBJECTIONS**

Defendants make the following general objections to the Interrogatories. These general objections apply to all or many of the Interrogatories, thus, for convenience, they are set forth herein and are not necessarily repeated after each objectionable Request to Admit. The assertion of the same, similar, or additional objections in the individual responses to the Interrogatories, or the failure to assert any additional objections to a discovery request does not waive any of Defendants' objections as set forth below:

DUDLEY, TOPPER  
AND FEUERZEIG, LLP

1000 Frederiksberg Gade  
P.O. Box 758

St. Thomas, U.S. V.I. 00904-0758


(340) 774-4422

**Interrogatory 27 of 50:**

Interrogatory 27 of 50 relates to Claim No. H-165: "Debts totaling \$176,267.97, which must be paid prior to any distribution of the remaining Partnership Assets to the Partners," as of September 30, 2016, as described in Hamed's November 16, 2017 Motion for a Hearing Before Special Master, Exhibit 3.

With respect to H-165, described in detail, with reference to all related and underlying documents, each of the "debts totaling \$176,267.97, which must be paid prior to any distribution of the remaining Partnership Assets to the Partners,"

**Response:**



Defendants object to this interrogatory as vague, ambiguous, and compound such that the total number of interrogatories together with their sub parts and other discovery exceeds the maximum allowable number of interrogatories under the JDSP and violates both the spirit and the terms of the JDSP limiting the number of interrogatory questions.

Defendants further object because all information as to the accounting performed by Mr. Gaffney during his employment as the accountant for the Partnership has been provided by John Gaffney in various forms including the submissions accompanying the numerous bi-monthly reports as well as the additional information and explanations provided by Gaffney directly to counsel and accountants for Hamed. This question relates to an accounting allocation made by the accountant to the Partnership under the supervision of the Master. Yusuf, as a partner, is without sufficient knowledge to respond to this inquiry as the information is not with in his care, custody or control. Yusuf has made reasonable inquiry into this Interrogatory and the information he knows or can readily obtain is insufficient to enable him to respond to same.

Defendants further object on the grounds that the responsive information cannot be readily obtained by making reasonable inquiries as these inquiries require the skilled and detailed attention and focus of John Gaffney, former Partnership accountant, to revisit his accounting and work papers. Yusuf is no longer being paid to function as the Liquidating Partner to answer questions on behalf of the Partnership and the accounting that took place during the liquidation process. Likewise, John Gaffney is no longer employed by the Partnership to function in the role as Partnership accountant. To respond to these questions, the expertise and knowledge of John Gaffney is necessary, which diverts him away from his employment with United. Rather, if Hamed seeks information from John Gaffney for questions as to the accounting efforts he undertook as the Partnership accountant, Hamed should be required to compensate John Gaffney for his time in researching and preparing those responses. Furthermore, many of these inquiries as to the Partnership accounting are duplicative of questions Gaffney has previously addressed at or near the time that the transactions took place. Reorienting now as to transactions from years ago constitutes an undue burden and causes unnecessary time and expense. If Hamed seeks to revisit these issues, Hamed should bear the cost.

Without waiving any objections, Defendants state that this information was previously provided in the exhibits to Yusuf's Accounting Claims as well as the Amended Claims. The supporting documentation for same has been provided in the numerous bi-monthly reports or the accompanying financial information prepared by John Gaffney. Defendants incorporate same in lieu of a narrative response.



**DUDLEY, TOPPER AND FEUERZEIG, LLP**

DATED: May 15<sup>th</sup>, 2018

By: 

**CHARLOTTE K. PERRELL**  
(V.I. Bar #1281)

Law House  
1000 Frederiksberg Gade - P.O. Box 756  
St. Thomas, VI 00804-0756  
Telephone: (340) 715-4422  
Facsimile: (340) 715-4400  
E-Mail: [cperrell@dtflaw.com](mailto:cperrell@dtflaw.com)

*Attorneys for Fathi Yusuf and United  
Corporation*

**CERTIFICATE OF SERVICE**

It is hereby certified that on this 15<sup>th</sup> day of May, 2018, I caused the foregoing a true and exact copy of the foregoing **RESPONSE TO HAMED'S FOURTH INTERROGATORIES PER THE CLAIMS DISCOVERY PLAN OF 1/29/2018, NOS. 16-28** to be served upon the following via Case Anywhere docketing system:

Joel H. Holt, Esq.  
**LAW OFFICES OF JOEL H. HOLT**  
2132 Company, V.I. 00820  
Email: [joelholtpc@gmail.com](mailto:joelholtpc@gmail.com)

Carl Hartmann, III, Esq.  
5000 Estate Coakley Bay, #L-6  
Christiansted, VI 00820  
Email: [carl@carlhartmann.com](mailto:carl@carlhartmann.com)

Mark W. Eckard, Esq.  
**HAMM & ECKARD, LLP**  
5030 Anchor Way – Suite 13  
Christiansted, St. Croix  
U.S. Virgin Islands 00820-4692  
E-Mail: [mark@markeckard.com](mailto:mark@markeckard.com)

Jeffrey B.C. Moorhead, Esq.  
C.R.T. Building  
1132 King Street  
Christiansted, St. Croix  
U.S. Virgin Islands 00820  
E-Mail: [jeffreynlaw@yahoo.com](mailto:jeffreynlaw@yahoo.com)

DUDLEY, TOPPER  
AND FEUERZEIG, LLP  
1000 Frederiksberg Gade  
P.O. Box 756  
St. Thomas, U.S. V.I. 00804-0756  
(340) 774-4422



IN THE SUPERIOR COURT OF THE VIRGIN ISLANDS  
DIVISION OF ST. CROIX

WALEED HAMED, as Executor of the )  
Estate of MOHAMMAD HAMED, )

Plaintiff/Counterclaim Defendant, )

v. )

FATHI YUSUF and UNITED CORPORATION, )

Defendants/Counterclaimants, )

v. )

WALEED HAMED, WAHEED HAMED, )  
MUFEED HAMED, HISHAM HAMED, and )  
PLESSEN ENTERPRISES, INC., )

Additional Counterclaim Defendants. )

WALEED HAMED, as Executor of the )  
Estate of MOHAMMAD HAMED, )

Plaintiff, )

v. )

UNITED CORPORATION, )

Defendant. )

WALEED HAMED, as Executor of the )  
Estate of MOHAMMAD HAMED, )

Plaintiff, )

v. )

FATHI YUSUF, )

Defendant. )

FATHI YUSUF and )  
UNITED CORPORATION, )

Plaintiffs, )

v. )

THE ESTATE OF MOHAMMAD HAMED, )  
Waleed Hamed as Executor of the Estate of )  
Mohammad Hamed, and )  
THE MOHAMMAD A. HAMED LIVING TRUST, )

Defendants. )

CIVIL NO. SX-12-CV-370

ACTION FOR INJUNCTIVE  
RELIEF, DECLARATORY  
JUDGMENT, AND  
PARTNERSHIP DISSOLUTION,  
WIND UP, AND ACCOUNTING

Consolidated With

CIVIL NO. SX-14-CV-287

ACTION FOR DAMAGES AND  
DECLARATORY JUDGMENT

CIVIL NO. SX-14-CV-278

ACTION FOR DEBT AND  
CONVERSION

CIVIL NO. ST-17-CV-384

ACTION TO SET ASIDE  
FRAUDULENT TRANSFERS

**EXHIBIT**  
**12**

Claim H-165

DUDLEY, TOPPER  
AND FEUERZEIG, LLP

1000 Frederiksberg Gate

P.O. Box 756

St. Thomas, U.S. VI 00804-0756

(340) 774-1422

**RESPONSE TO HAMED'S FIFTH REQUEST FOR PRODUCTION OF DOCUMENTS  
NOS. 28-36 OF 50 PURSUANT TO THE CLAIMS DISCOVERY PLAN**

~~Defendant/Counterclaimants Fathi Yusuf ("Yusuf") and United Corporation~~  
("United")(collectively, the "Defendants") through their attorneys, Dudley, Topper and  
Feuerzeig, LLP, hereby provide their Responses to Hamed's Fifth Request for Production of  
Documents Pursuant to the Claims Discovery Plan of 1/29/2018.

**GENERAL OBJECTIONS**

Defendants make the following general objections to the Requests for Production. These  
general objections apply to all or many of the Requests for Production, thus, for convenience,  
they are set forth herein and are not necessarily repeated after each objectionable Requests for  
Production. The assertion of the same, similar, or additional objections in the individual  
responses to the Requests for Production, or the failure to assert any additional objections to a  
discovery request does not waive any of Defendants' objections as set forth below:

(1) Defendants object to these Requests for Production to the extent they may impose  
obligations different from or in addition to those required under the Virgin Islands Rules of Civil  
Procedure.

(2) Defendants object to these Requests for Production to the extent that they use the  
words "any" and "all" as being overly broad, unduly burdensome, immaterial, irrelevant, and not  
reasonably calculated to lead to the discovery of admissible evidence.

(3) Defendants object to these Requests for Production to the extent they seek  
~~information which is protected by the attorney-client privilege or work-product doctrine,~~

DUDLEY, TOPPER  
AND FEUERZEIG, LLP  
1000 Frederiksborg Gade  
P.O. Box 756  
St. Thomas, U.S. V.I. 00804 0756  
(340) 774-4422



**RFPDs 35 of 50:**

**SUBSTANTIALLY THE SAME AS YUSUF RFPD 10.** For any debts Yusuf claims are owed by the Partnership in Exhibit 6, please provide any documents or supporting evidence which supports these debts of the Partnership.

**Response:**

See Exhibits attached to Yusuf's original Accounting Claims and Proposed Distribution previously served upon counsel for Hamed on September 30, 2016 as well as the referenced Bi-Monthly Reports.

**RFPDs 36 of 50:**

**SUBSTANTIALLY THE SAME AS YUSUF RFPD 11.** As to the accounts of Fathi, Mike, Nejeah and Yusuf Yusuf, please produce copies of any and all bank or investment account statements for the period from September 17, 2006 to date.

**Response:**

Defendants object to this Request for Production as vague, ambiguous, and compound such that the total number of Requests for Production together with their sub parts and other discovery exceeds the maximum allowable number of Requests for Production under the JDSP and violates both the spirit and the terms of the JDSP limiting the number of Requests for Production

DUDLEY, TOPPER  
AND FEUERZEIG, LLP  
1000 Frederiksberg Gate

P.O. Box 756

St. Thomas, U.S. V.I. 00804-0756

(340) 774-4422

HAMD660392

~~Defendants further object to this Request for Production because it seeks personal financial information concerning Yusuf's sons, who are not parties to this case.~~

~~Defendants further object to this Request for Production because it seeks personal information when there has been no allegation that monies were removed from the partnership by any member of the Yusuf family which were not otherwise disclosed to the Hameds. Furthermore, unlike the Hameds, the Yusufs had sources of income other than the partnership which would account for income and assets in excess of the funds acknowledged to have been withdrawn from the partnership. Hence, the discovery is irrelevant because "the proposed discovery is not relevant to any party's claim or defense." V.I. R. Civ. P. 26(b)(2)(C)(iii).~~

**DUDLEY, TOPPER AND FEUERZEIG, LLP**

DATED: May 15<sup>th</sup>, 2018

By:



**CHARLOTTE K. PERRELL**

(V.I. Bar #1281)

Law House

1000 Frederiksberg Gade - P.O. Box 756

St. Thomas, VI 00804-0756

Telephone: (340) 715-4422

Facsimile: (340) 715-4400

E-Mail: [cperrell@dtflaw.com](mailto:cperrell@dtflaw.com)

*Attorneys for Fathi Yusuf and United Corporation*

**DUDLEY, TOPPER  
AND FEUERZEIG, LLP**

1000 Frederiksberg Gade

P.O. Box 756

St. Thomas, U.S. V.I. 00804-0756

(340) 774-4422

HAMD660393

# Exhibit H

**IN THE SUPERIOR COURT OF THE VIRGIN ISLANDS  
DIVISION OF ST. CROIX**

**WALEED HAMED**, as Executor of the )  
Estate of MOHAMMAD HAMED, )  
)  
Plaintiff/Counterclaim Defendant, )

v. )

**FATHI YUSUF and UNITED CORPORATION**, )  
)  
Defendants/Counterclaimants, )

v. )

**WALEED HAMED, WAHEED HAMED,** )  
**MUFEED HAMED, HISHAM HAMED,** and )  
**PLESSEN ENTERPRISES, INC.,** )  
)  
Additional Counterclaim Defendants. )

---

**WALEED HAMED**, as Executor of the )  
Estate of MOHAMMAD HAMED, )  
)  
Plaintiff, )

v. )

**UNITED CORPORATION**, )  
)  
Defendant. )

---

**WALEED HAMED**, as Executor of the )  
Estate of MOHAMMAD HAMED, )  
)  
Plaintiff, )

v. )

**FATHI YUSUF**, )  
)  
Defendant. )

---

**CIVIL NO. SX-12-CV-370**

**ACTION FOR INJUNCTIVE  
RELIEF, DECLARATORY  
JUDGMENT, AND  
PARTNERSHIP DISSOLUTION,  
WIND UP, AND ACCOUNTING**

**Consolidated With**

**CIVIL NO. SX-14-CV-287**

**ACTION FOR DAMAGES AND  
DECLARATORY JUDGMENT**

**CIVIL NO. SX-14-CV-278**

**ACTION FOR DEBT AND  
CONVERSION**

|   |   |                               |
|---|---|-------------------------------|
| <b>FATHI YUSUF and</b>                            | ) |                               |
| <b>UNITED CORPORATION,</b>                        | ) |                               |
|   | ) |                               |
|   | ) | <b>CIVIL NO. ST-17-CV-384</b> |
| Plaintiffs,                                       | ) |                               |
|   | ) |                               |
| v.  | ) | <b>ACTION TO SET ASIDE</b>    |
|   | ) | <b>FRAUDULENT TRANSFERS</b>   |
|   | ) |                               |
| <b>THE ESTATE OF MOHAMMAD HAMED,</b>              | ) |                               |
| <b>WALEED HAMED,</b> as Executor of the Estate of | ) |                               |
| Mohammad Hamed, and <b>THE MOHAMMAD A.</b>        | ) |                               |
| <b>HAMED LIVING TRUST,</b>                        | ) |                               |
|   | ) |                               |
|   | ) |                               |
| Defendants.                                       | ) |                               |
|   | ) |                               |
| <hr/>   |   |                               |
| <b>KAC357, INC.,</b> a USVI Corporation,          | ) |                               |
|   | ) |                               |
|   | ) | <b>CASE NO.: SX-18-CV-219</b> |
| Plaintiff,  | ) |                               |
|   | ) |                               |
| v.  | ) | <b>ACTION FOR DEBT AND</b>    |
|   | ) | <b>UNJUST ENRICHMENT</b>      |
|   | ) |                               |
| <b>FATHI YUSUF,</b> a partner, and                | ) |                               |
| <b>THE HAMED-YUSUF PARTNERSHIP</b>                | ) |                               |
| a/k/a <b>THE PLAZA EXTRA SUPERMARKET</b>          | ) |                               |
| <b>PARTNERSHIP,</b>                               | ) |                               |
|   | ) |                               |
|   | ) |                               |
| Defendants.                                       | ) |                               |
|   | ) |                               |
| <hr/>   |   |                               |

**SUPPLEMENTAL RESPONSES  
TO HAMED’S DISCOVERY**

Defendant/Counterclaimants Fathi Yusuf (“Yusuf”) through his attorneys, Dudley Newman Feuerzeig, LLP, hereby provide their Supplemental Responses to Hamed’s discovery as follows:

- 1. Interrogatory No. 27 and RTP 35– Relating to H-165 \$176,267.97 in Unclear Accounting Entries.**



Yusuf reaffirms his prior responses and objections to Interrogatory No. 27 and RTP 35.

Yusuf further supplements his responses to Interrogatory No. 27 and RTP 35:

Yusuf objects again on the grounds that the responsive information cannot be readily obtained by making reasonable inquiries as these inquiries require the skilled and detailed attention and focus of John Gaffney, the Partnership Accountant as the request relates specifically to a valuation that is the product of Gaffney's work in his role as the Partnership Accountant. Hamed has contended that specific reference to supporting information was not previously made. Again, Yusuf believes his prior responses and objections were sufficient but shows that the following documents constitute specific references to the responding information:

1. Partnership Financial Statement from 2016, 2017, 2018 and June 2019, (already in Hamed's possession, but attached again hereto).
2. January 31, 2017 Email from Gaffney with Partnership Financial Statement and Partnership General Ledger (already in Hamed's possession, but attached again hereto).
3. Partnership Accounts Payable General Ledger as to Current Liabilities updated (attached).
4. Printout of specific charges with explanations from John Gaffney (attached). The substance of information was provided to Hamed when the various Bi-Monthly Reports and supporting documentation was provided. As noted, Hamed previously objected, *inter alia*, to payments to Fathi Yusuf for example in his role as Liquidating Partner.

In its essence, the account is a list of liabilities that the Partnership owes and is anticipated to owe and then pays. The value fluctuates as liabilities are incurred and payments made. As explained before, many of the payments reflect potential tax liabilities, salaries paid to Yusuf as liquidating partner and to John Gaffney as the Partnership Accountant. Gaffney was in communication with Judge Ross as to when those salaries should end and same was reflected in the account. Over time, the amount has diminished as payments were made as to those liabilities. At present, the potential liabilities account is down to \$4,150.95, excluding the potential reserve of \$30,000 possible payment to Gaffney. *See* June 2019 Partnership Financial Statement.

In the event, that additional information regarding these values is necessary, Yusuf shows that he is unable to provide the information beyond simply parroting what John Gaffney may explain. John Gaffney is aware of the information as it is the result of his work as the Partnership Accountant.

Respectfully submitted,

**DUDLEY NEWMAN FEUERZEIG, LLP**

**DATED:** November 4, 2019

By: /s/Charlotte K. Perrell  
**GREGORY H. HODGES** (V.I. Bar No. 174)  
**CHARLOTTE K. PERRELL** (V.I. Bar No. 1281)  
P.O. Box 756  
St. Thomas, VI 00804-0756  
The Tunick Building – Suite 101  
St. Thomas, VI 00802  
Telephone: (340) 774-4422  
E-Mail: [ghodges@dnfvi.com](mailto:ghodges@dnfvi.com)  
[cperrell@dnfvi.com](mailto:cperrell@dnfvi.com)

Attorneys for Fathi Yusuf and United Corporation

**CERTIFICATE OF SERVICE**

It is hereby certified that on this 4<sup>th</sup> day of November, 2019, I served a true and correct copy of the foregoing **SUPPLEMENTAL RESPONSES TO HAMED'S DISCOVERY**, which complies with the page and word limitations set forth in Rule 6-1(e), via email addressed to:

Joel H. Holt, Esq.  
**LAW OFFICES OF JOEL H. HOLT**  
Quinn House - Suite 2  
2132 Company Street  
Christiansted, St. Croix  
U.S. Virgin Islands 00820

E-Mail: [joelholtvi.plaza@gmail.com](mailto:joelholtvi.plaza@gmail.com)

Mark W. Eckard, Esq.  
**ECKARD, P.C.**  
P.O. Box 24849  
Christiansted, St. Croix  
U.S. Virgin Islands 00824

E-Mail: [mark@markeckard.com](mailto:mark@markeckard.com)

Carl J. Hartmann, III, Esq.  
5000 Estate Coakley Bay – Unit L-6  
Christiansted, St. Croix  
U.S. Virgin Islands 00820

E-Mail: [carl@carlhartmann.com](mailto:carl@carlhartmann.com)

Jeffrey B.C. Moorhead, Esq.  
**JEFFREY B.C. MOORHEAD, P.C.**  
C.R.T. Brow Building – Suite 3  
1132 King Street  
Christiansted, St. Croix  
U.S. Virgin Islands 00820

E-Mail: [jeffreymlaw@yahoo.com](mailto:jeffreymlaw@yahoo.com)

\_\_\_\_\_  
/s/Charlotte K. Perrell

**VERIFICATION**

I hereby certify under penalty of perjury that the facts contained in each of the foregoing responses to interrogatories are true and correct to the best of my knowledge, information and belief.

Dated: NOV. 4th, 2019

*Paul J. [Signature]* Attesting Individual

TERRITORY OF THE UNITED STATES VIRGIN ISLANDS  
DISTRICT OF ST. CROIX ) ss

On this, the 4 day of NOVEMBER, 2019, before me, the undersigned officer, personally appeared the signor known to me (or satisfactorily proven to be) the person whose name is subscribed to the within document and acknowledged that he/she executed the same for the purpose therein contained.

IN WITNESS WHEREOF, I hereunto set my hand and official seal.

*[Signature]* Notary Public

BERNARD W. LIBURD  
NOTARY PUBLIC 49-17  
MY COMM. EXR 6/6/2021  
ST. CROIX, US VIRGIN ISLANDS

**United Corporation East (Pship)**  
**General Ledger**  
**For the Period From Jan 1, 2016 to Dec 31, 2016**

| Account ID | Account Description      | Date     | Reference    | Jrnl | Trans Description                    | Debit Amt | Credit Amt | Balance    |
|------------|--------------------------|----------|--------------|------|--------------------------------------|-----------|------------|------------|
| 10300      | Cash - Bank Op'g 8830    | 1/1/16   |              |      | Beginning Balance                    |           |            | -871.05    |
| 10300      | Cash - Bank Op'g 8830    | 12/31/16 | XJE111       | GENJ | W/O P'SHIP STALE DTD O/S CK 100095   | 500.00    |            |            |
| 10300      | Cash - Bank Op'g 8830    | 12/31/16 | XJE111       | GENJ | W/O P'SHIP STALE DTD O/S CK 100055   | 149.17    |            |            |
| 10300      | Cash - Bank Op'g 8830    | 12/31/16 | XJE111       | GENJ | W/O P'SHIP STALE DTD O/S CK 100309   | 87.17     |            |            |
| 10300      | Cash - Bank Op'g 8830    | 12/31/16 | XJE111       | GENJ | W/O P'SHIP STALE DTD O/S CK 63813    | 99.98     |            |            |
| 10300      | Cash - Bank Op'g 8830    | 12/31/16 | XJE111       | GENJ | W/O P'SHIP STALE DTD O/S CK 99060    | 34.73     |            |            |
| 10300      | Cash - Bank Op'g 8830    |          |              |      | Change                               | 871.05    |            | 871.05     |
| 20000      | Accounts Payable - Trade | 1/1/16   |              |      | Beginning Balance                    |           |            | -65,294.61 |
| 20000      | Accounts Payable - Trade | 1/27/16  | CRA292       | CDJ  | UNITED CORPORATION - Invoice: 15-113 | 6,459.00  |            |            |
| 20000      | Accounts Payable - Trade | 1/27/16  | CRA292       | CDJ  | UNITED CORPORATION - Invoice: CRA28  |           | 30,827.00  |            |
| 20000      | Accounts Payable - Trade | 1/27/16  | CRA292       | CDJ  | UNITED CORPORATION - Invoice: 15-103 | 375.00    |            |            |
| 20000      | Accounts Payable - Trade | 1/27/16  | CRA292       | CDJ  | UNITED CORPORATION - Invoice: 15-082 | 174.00    |            |            |
| 20000      | Accounts Payable - Trade | 1/27/16  | CRA292       | CDJ  | UNITED CORPORATION - Invoice: 15-113 | 22,319.00 |            |            |
| 20000      | Accounts Payable - Trade | 1/27/16  | CRA292       | CDJ  | UNITED CORPORATION - Invoice: 15-122 | 5.75      |            |            |
| 20000      | Accounts Payable - Trade | 1/27/16  | CRA292       | CDJ  | UNITED CORPORATION - Invoice: 15-123 | 26,149.07 |            |            |
| 20000      | Accounts Payable - Trade | 1/27/16  | CRA292       | CDJ  | UNITED CORPORATION - Invoice: 15-121 | 54.89     |            |            |
| 20000      | Accounts Payable - Trade | 1/27/16  | CRA292       | CDJ  | UNITED CORPORATION - Invoice: 15-123 | 27,898.75 |            |            |
| 20000      | Accounts Payable - Trade | 1/27/16  | CRA292       | CDJ  | UNITED CORPORATION - Invoice: 15-123 | 12,686.15 |            |            |
| 20000      | Accounts Payable - Trade | 1/31/16  | 16-0131-01   | PJ   | UNITED CORPORATION                   |           | 24,055.00  |            |
| 20000      | Accounts Payable - Trade | 1/31/16  | 16-0131-02   | PJ   | UNITED CORPORATION                   |           | 8,774.00   |            |
| 20000      | Accounts Payable - Trade | 2/16/16  | 16-0216-01   | PJ   | UNITED CORPORATION                   |           | 317.99     |            |
| 20000      | Accounts Payable - Trade | 2/16/16  | 16-0216-02   | PJ   | UNITED CORPORATION                   |           | 982.68     |            |
| 20000      | Accounts Payable - Trade | 2/29/16  | 16-0229-01   | PJ   | UNITED CORPORATION                   |           | 23,698.00  |            |
| 20000      | Accounts Payable - Trade | 2/29/16  | 16-0229-02   | PJ   | UNITED CORPORATION                   |           | 8,732.00   |            |
| 20000      | Accounts Payable - Trade | 3/9/16   | 297          | CDJ  | UNITED CORPORATION - Invoice: 16-013 | 24,055.00 |            |            |
| 20000      | Accounts Payable - Trade | 3/9/16   | 297          | CDJ  | UNITED CORPORATION - Invoice: 16-022 | 8,732.00  |            |            |
| 20000      | Accounts Payable - Trade | 3/9/16   | 297          | CDJ  | UNITED CORPORATION - Invoice: 16-022 | 23,698.00 |            |            |
| 20000      | Accounts Payable - Trade | 3/9/16   | 297          | CDJ  | UNITED CORPORATION - Invoice: 16-021 | 317.99    |            |            |
| 20000      | Accounts Payable - Trade | 3/9/16   | 297          | CDJ  | UNITED CORPORATION - Invoice: 16-021 | 982.68    |            |            |
| 20000      | Accounts Payable - Trade | 3/9/16   | 297          | CDJ  | UNITED CORPORATION - Invoice: 16-013 | 8,774.00  |            |            |
| 20000      | Accounts Payable - Trade | 3/31/16  | 16-0331-01   | PJ   | UNITED CORPORATION                   |           | 29,603.75  |            |
| 20000      | Accounts Payable - Trade | 3/31/16  | 16-0331-02   | PJ   | UNITED CORPORATION                   |           | 8,717.00   |            |
| 20000      | Accounts Payable - Trade | 3/31/16  | 16-0331-03   | PJ   | UNITED CORPORATION                   |           | 3,000.00   |            |
| 20000      | Accounts Payable - Trade | 4/1/16   | 302          | CDJ  | UNITED CORPORATION - Invoice: 16-033 | 29,603.75 |            |            |
| 20000      | Accounts Payable - Trade | 4/1/16   | 302          | CDJ  | UNITED CORPORATION - Invoice: 16-033 | 3,000.00  |            |            |
| 20000      | Accounts Payable - Trade | 4/1/16   | 302          | CDJ  | UNITED CORPORATION - Invoice: 16-033 | 8,717.00  |            |            |
| 20000      | Accounts Payable - Trade | 4/1/16   | FUTA2013     | PJ   | INTERNAL REVENUE SERVICE             |           | 74,779.10  |            |
| 20000      | Accounts Payable - Trade | 4/15/16  | 16-0415-01   | PJ   | UNITED CORPORATION                   |           | 50.00      |            |
| 20000      | Accounts Payable - Trade | 4/18/16  | 16-0418-01   | PJ   | UNITED CORPORATION                   |           | 260.00     |            |
| 20000      | Accounts Payable - Trade | 4/22/16  | 16-0422-01   | PJ   | UNITED CORPORATION                   | 1,246.21  |            |            |
| 20000      | Accounts Payable - Trade | 4/30/16  | 16-0430-01   | PJ   | UNITED CORPORATION                   |           | 23,683.00  |            |
| 20000      | Accounts Payable - Trade | 4/30/16  | 16-0430-02   | PJ   | UNITED CORPORATION                   |           | 8,612.00   |            |
| 20000      | Accounts Payable - Trade | 4/30/16  | 16-0430-03   | PJ   | UNITED CORPORATION                   |           | 1,000.00   |            |
| 20000      | Accounts Payable - Trade | 5/31/16  | 16-0531-01   | PJ   | UNITED CORPORATION                   |           | 23,683.00  |            |
| 20000      | Accounts Payable - Trade | 5/31/16  | 16-0531-02   | PJ   | UNITED CORPORATION                   |           | 8,612.00   |            |
| 20000      | Accounts Payable - Trade | 5/31/16  | 16-0531-03   | PJ   | UNITED CORPORATION                   |           | 1,000.00   |            |
| 20000      | Accounts Payable - Trade | 6/10/16  | CRA312CM     | PJ   | UNITED CORPORATION                   | 65,653.79 |            |            |
| 20000      | Accounts Payable - Trade | 6/10/16  | CRA312       | CDJ  | UNITED CORPORATION - Invoice: 16-043 | 1,000.00  |            |            |
| 20000      | Accounts Payable - Trade | 6/10/16  | CRA312       | CDJ  | UNITED CORPORATION - Invoice: 16-041 | 260.00    |            |            |
| 20000      | Accounts Payable - Trade | 6/10/16  | CRA312       | CDJ  | UNITED CORPORATION - Invoice: 16-041 | 50.00     |            |            |
| 20000      | Accounts Payable - Trade | 6/10/16  | CRA312       | CDJ  | UNITED CORPORATION - Invoice: 16-042 |           | 1,246.21   |            |
| 20000      | Accounts Payable - Trade | 6/10/16  | CRA312       | CDJ  | UNITED CORPORATION - Invoice: CRA31  |           | 65,653.79  |            |
| 20000      | Accounts Payable - Trade | 6/10/16  | CRA312       | CDJ  | UNITED CORPORATION - Invoice: 16-053 | 8,612.00  |            |            |
| 20000      | Accounts Payable - Trade | 6/10/16  | CRA312       | CDJ  | UNITED CORPORATION - Invoice: 16-053 | 1,000.00  |            |            |
| 20000      | Accounts Payable - Trade | 6/10/16  | CRA312       | CDJ  | UNITED CORPORATION - Invoice: 16-053 | 23,683.00 |            |            |
| 20000      | Accounts Payable - Trade | 6/10/16  | CRA312       | CDJ  | UNITED CORPORATION - Invoice: 16-043 | 23,683.00 |            |            |
| 20000      | Accounts Payable - Trade | 6/10/16  | CRA312       | CDJ  | UNITED CORPORATION - Invoice: 16-043 | 8,612.00  |            |            |
| 20000      | Accounts Payable - Trade | 6/10/16  | CRA315CM     | PJ   | UNITED CORPORATION                   | 500.00    |            |            |
| 20000      | Accounts Payable - Trade | 6/30/16  | 16-0630-01   | PJ   | UNITED CORPORATION                   |           | 28,084.75  |            |
| 20000      | Accounts Payable - Trade | 6/30/16  | 16-0630-02   | PJ   | UNITED CORPORATION                   |           | 10,765.00  |            |
| 20000      | Accounts Payable - Trade | 6/30/16  | 16-0630-03   | PJ   | UNITED CORPORATION                   |           | 1,000.00   |            |
| 20000      | Accounts Payable - Trade | 7/19/16  | 16-0719-01   | PJ   | UNITED CORPORATION                   |           | 50,000.00  |            |
| 20000      | Accounts Payable - Trade | 7/31/16  | 16-0731-01   | PJ   | UNITED CORPORATION                   |           | 22,319.00  |            |
| 20000      | Accounts Payable - Trade | 7/31/16  | 16-0731-02   | PJ   | UNITED CORPORATION                   |           | 8,612.00   |            |
| 20000      | Accounts Payable - Trade | 7/31/16  | 16-0731-03   | PJ   | UNITED CORPORATION                   |           | 1,000.00   |            |
| 20000      | Accounts Payable - Trade | 8/9/16   | CM16-0719-01 | PJ   | UNITED CORPORATION                   | 50,000.00 |            |            |
| 20000      | Accounts Payable - Trade | 8/12/16  | 321CM        | PJ   | UNITED CORPORATION                   | 71,280.75 |            |            |
| 20000      | Accounts Payable - Trade | 8/12/16  | CRA321       | CDJ  | UNITED CORPORATION - Invoice: 16-063 | 28,084.75 |            |            |
| 20000      | Accounts Payable - Trade | 8/12/16  | CRA321       | CDJ  | UNITED CORPORATION - Invoice: 16-073 | 1,000.00  |            |            |
| 20000      | Accounts Payable - Trade | 8/12/16  | CRA321       | CDJ  | UNITED CORPORATION - Invoice: 16-073 | 8,612.00  |            |            |
| 20000      | Accounts Payable - Trade | 8/12/16  | CRA321       | CDJ  | UNITED CORPORATION - Invoice: 16-073 | 22,319.00 |            |            |
| 20000      | Accounts Payable - Trade | 8/12/16  | CRA321       | CDJ  | UNITED CORPORATION - Invoice: 16-063 | 1,000.00  |            |            |
| 20000      | Accounts Payable - Trade | 8/12/16  | CRA321       | CDJ  | UNITED CORPORATION - Invoice: CRA31  |           | 500.00     |            |

| Account ID | Account Description           | Date            | Reference    | Jrnl | Trans Description                    | Debit Amt  | Credit Amt | Balance            |
|------------|-------------------------------|-----------------|--------------|------|--------------------------------------|------------|------------|--------------------|
| 20000      | Accounts Payable - Trade      | 8/12/16         | CRA321       | CDJ  | UNITED CORPORATION - Invoice: 321CM  |            | 71,280.75  |                    |
| 20000      | Accounts Payable - Trade      | 8/12/16         | CRA321       | CDJ  | UNITED CORPORATION - Invoice: 16-063 | 10,765.00  |            |                    |
| 20000      | Accounts Payable - Trade      | 8/13/16         | 16-0813-01   | PJ   | UNITED CORPORATION                   |            | 40.00      |                    |
| 20000      | Accounts Payable - Trade      | 8/17/16         | 16-0817-01   | PJ   | VI EMPLOYMENT SECURITY AGENCY        |            | 38,449.90  |                    |
| 20000      | Accounts Payable - Trade      | 8/30/16         | 16-0813-01CM | PJ   | UNITED CORPORATION                   | 40.00      |            |                    |
| 20000      | Accounts Payable - Trade      | 8/31/16         | 16-0831-01   | PJ   | UNITED CORPORATION                   |            | 27,898.75  |                    |
| 20000      | Accounts Payable - Trade      | 8/31/16         | 16-0831-02   | PJ   | UNITED CORPORATION                   |            | 5,381.62   |                    |
| 20000      | Accounts Payable - Trade      | 8/31/16         | 16-0831-03   | PJ   | UNITED CORPORATION                   |            | 500.00     |                    |
| 20000      | Accounts Payable - Trade      | 9/30/16         | 16-0930-01   | PJ   | UNITED CORPORATION                   |            | 22,319.00  |                    |
| 20000      | Accounts Payable - Trade      | 9/30/16         | 16-0930-02   | PJ   | UNITED CORPORATION                   |            | 4,305.12   |                    |
| 20000      | Accounts Payable - Trade      | 9/30/16         | 16-0930-03   | PJ   | UNITED CORPORATION                   |            | 500.00     |                    |
| 20000      | Accounts Payable - Trade      | 10/7/16         | CM16-0930    | PJ   | UNITED CORPORATION                   | 60,904.49  |            |                    |
| 20000      | Accounts Payable - Trade      | 10/7/16         | CRA326       | CDJ  | UNITED CORPORATION - Invoice: 16-083 | 5,381.62   |            |                    |
| 20000      | Accounts Payable - Trade      | 10/7/16         | CRA326       | CDJ  | UNITED CORPORATION - Invoice: CM16-  |            | 60,904.49  |                    |
| 20000      | Accounts Payable - Trade      | 10/7/16         | CRA326       | CDJ  | UNITED CORPORATION - Invoice: 16-093 | 22,319.00  |            |                    |
| 20000      | Accounts Payable - Trade      | 10/7/16         | CRA326       | CDJ  | UNITED CORPORATION - Invoice: 16-093 | 500.00     |            |                    |
| 20000      | Accounts Payable - Trade      | 10/7/16         | CRA326       | CDJ  | UNITED CORPORATION - Invoice: 16-083 | 500.00     |            |                    |
| 20000      | Accounts Payable - Trade      | 10/7/16         | CRA326       | CDJ  | UNITED CORPORATION - Invoice: 16-083 | 27,898.75  |            |                    |
| 20000      | Accounts Payable - Trade      | 10/7/16         | CRA326       | CDJ  | UNITED CORPORATION - Invoice: 16-093 | 4,305.12   |            |                    |
| 20000      | Accounts Payable - Trade      | 10/31/16        | 16-1031-03   | PJ   | UNITED CORPORATION                   |            | 500.00     |                    |
| 20000      | Accounts Payable - Trade      | 10/31/16        | 16-1031-01   | PJ   | UNITED CORPORATION                   |            | 22,319.00  |                    |
| 20000      | Accounts Payable - Trade      | 10/31/16        | 16-1031-02   | PJ   | UNITED CORPORATION                   |            | 4,305.12   |                    |
| 20000      | Accounts Payable - Trade      | 11/23/16        | CM16-1031    | PJ   | UNITED CORPORATION                   | 27,124.12  |            |                    |
| 20000      | Accounts Payable - Trade      | 11/23/16        | CRA332       | CDJ  | UNITED CORPORATION - Invoice: 16-103 | 4,305.12   |            |                    |
| 20000      | Accounts Payable - Trade      | 11/23/16        | CRA332       | CDJ  | UNITED CORPORATION - Invoice: 16-103 | 500.00     |            |                    |
| 20000      | Accounts Payable - Trade      | 11/23/16        | CRA332       | CDJ  | UNITED CORPORATION - Invoice: CM16-  |            | 27,124.12  |                    |
| 20000      | Accounts Payable - Trade      | 11/23/16        | CRA332       | CDJ  | UNITED CORPORATION - Invoice: 16-103 | 22,319.00  |            |                    |
| 20000      | Accounts Payable - Trade      | 11/30/16        | 16-0817-01CM | PJ   | VI EMPLOYMENT SECURITY AGENCY        | 38,449.90  |            |                    |
| 20000      | Accounts Payable - Trade      | 11/30/16        | 16-1101-01   | PJ   | UNITED CORPORATION                   |            | 27,898.75  |                    |
| 20000      | Accounts Payable - Trade      | 11/30/16        | 16-1130-02   | PJ   | UNITED CORPORATION                   |            | 5,381.40   |                    |
| 20000      | Accounts Payable - Trade      | 12/31/16        | 16-1231-01   | PJ   | UNITED CORPORATION                   |            | 22,319.00  |                    |
| 20000      | Accounts Payable - Trade      | 12/31/16        | 16-1231-02   | PJ   | UNITED CORPORATION                   |            | 5,299.03   |                    |
| 20000      | Accounts Payable - Trade      |                 |              |      | Change                               | 745,910.65 | 816,293.32 | -70,382.67         |
|            |                               | <b>12/31/16</b> |              |      | <b>Ending Balance</b>                |            |            | <b>-135,677.28</b> |
| 23000      | Accrued Expenses              | 1/1/16          |              |      | Beginning Balance                    |            |            | -10,000.00         |
|            |                               | <b>12/31/16</b> |              |      | <b>Ending Balance</b>                |            |            | <b>-10,000.00</b>  |
| 28600      | Pship Claims Reserve Clearing | 1/1/16          |              |      | Beginning Balance                    |            |            |                    |
| 28600      | Pship Claims Reserve Clearing | 1/27/16         | CRA292       | CDJ  | UNITED CORPORATION                   |            | 65,294.61  |                    |
| 28600      | Pship Claims Reserve Clearing | 3/9/16          | 297          | CDJ  | UNITED CORPORATION                   |            | 66,559.67  |                    |
| 28600      | Pship Claims Reserve Clearing | 4/1/16          | 302          | CDJ  | UNITED CORPORATION                   |            | 41,320.75  |                    |
| 28600      | Pship Claims Reserve Clearing | 4/22/16         | 16-0422-01   | PJ   | UNITED CORPORATION - LUTHERAN F      |            | 1,246.21   |                    |
| 28600      | Pship Claims Reserve Clearing | 6/10/16         | CRA312CM     | PJ   | UNITED CORPORATION - REIMB APR &     |            | 65,653.79  |                    |
| 28600      | Pship Claims Reserve Clearing | 8/9/16          | CM16-0719-01 | PJ   | UNITED CORPORATION - JONES SETTL     |            | 50,000.00  |                    |
| 28600      | Pship Claims Reserve Clearing | 8/12/16         | 321CM        | PJ   | UNITED CORPORATION - CRA REIMB PI    |            | 71,280.75  |                    |
| 28600      | Pship Claims Reserve Clearing | 8/30/16         | 16-0813-01CM | PJ   | UNITED CORPORATION - PAID BY WES     |            | 40.00      |                    |
| 28600      | Pship Claims Reserve Clearing | 10/7/16         | CM16-0930    | PJ   | UNITED CORPORATION - P'SHIP EAST     |            | 60,904.49  |                    |
| 28600      | Pship Claims Reserve Clearing | 11/23/16        | CM16-1031    | PJ   | UNITED CORPORATION - CRA CHK 332     |            | 27,124.12  |                    |
| 28600      | Pship Claims Reserve Clearing |                 |              |      | Change                               |            | 449,424.39 | -449,424.39        |
|            |                               | <b>12/31/16</b> |              |      | <b>Ending Balance</b>                |            |            | <b>-449,424.39</b> |
| 39000      | Retained Earnings             | 1/1/16          |              |      | Beginning Balance                    |            |            | 76,165.66          |
|            |                               | <b>12/31/16</b> |              |      | <b>Ending Balance</b>                |            |            | <b>76,165.66</b>   |
| 47000      | Revenue - Miscellaneous Sales | 1/1/16          |              |      | Beginning Balance                    |            |            |                    |
| 47000      | Revenue - Miscellaneous Sales | 4/15/16         | 16-0415-01   | PJ   | UNITED CORPORATION - STT GIFT CEF    | 50.00      |            |                    |
| 47000      | Revenue - Miscellaneous Sales |                 |              |      | Change                               | 50.00      |            | 50.00              |
|            |                               | <b>12/31/16</b> |              |      | <b>Ending Balance</b>                |            |            | <b>50.00</b>       |
| 48000      | Revenue - Sales Discounts     | 1/1/16          |              |      | Beginning Balance                    |            |            |                    |
| 48000      | Revenue - Sales Discounts     | 8/13/16         | 16-0813-01   | PJ   | UNITED CORPORATION - GIFT CERT RE    | 40.00      |            |                    |
| 48000      | Revenue - Sales Discounts     |                 |              |      | Change                               | 40.00      |            | 40.00              |
|            |                               | <b>12/31/16</b> |              |      | <b>Ending Balance</b>                |            |            | <b>40.00</b>       |
| 51000      | COS - Freight Expense         | 1/1/16          |              |      | Beginning Balance                    |            |            |                    |
| 51000      | COS - Freight Expense         | 4/18/16         | 16-0418-01   | PJ   | UNITED CORPORATION - REIMB PE EA     | 260.00     |            |                    |
| 51000      | COS - Freight Expense         |                 |              |      | Change                               | 260.00     |            | 260.00             |
|            |                               | <b>12/31/16</b> |              |      | <b>Ending Balance</b>                |            |            | <b>260.00</b>      |
| 63200      | Insurance - Gen Liability     | 1/1/16          |              |      | Beginning Balance                    |            |            |                    |
| 63200      | Insurance - Gen Liability     | 7/19/16         | 16-0719-01   | PJ   | UNITED CORPORATION - JONES SETTL     | 50,000.00  |            |                    |
| 63200      | Insurance - Gen Liability     |                 |              |      | Change                               | 50,000.00  |            | 50,000.00          |
|            |                               | <b>12/31/16</b> |              |      | <b>Ending Balance</b>                |            |            | <b>50,000.00</b>   |
| 63600      | Insurance - Workers' Comp     | 1/1/16          |              |      | Beginning Balance                    |            |            |                    |
| 63600      | Insurance - Workers' Comp     | 2/16/16         | 16-0216-01   | PJ   | UNITED CORPORATION - WORKERS' CI     | 317.99     |            |                    |
| 63600      | Insurance - Workers' Comp     |                 |              |      | Change                               | 317.99     |            | 317.99             |
|            |                               | <b>12/31/16</b> |              |      | <b>Ending Balance</b>                |            |            | <b>317.99</b>      |
| 67400      | Taxes - Empr FUTA Expense     | 1/1/16          |              |      | Beginning Balance                    |            |            |                    |
| 67400      | Taxes - Empr FUTA Expense     | 2/16/16         | 16-0216-02   | PJ   | UNITED CORPORATION - FUTA LATE FE    | 982.68     |            |                    |
| 67400      | Taxes - Empr FUTA Expense     | 4/1/16          | FUTA2013     | PJ   | INTERNAL REVENUE SERVICE - 02/12/1   | 74,779.10  |            |                    |
| 67400      | Taxes - Empr FUTA Expense     |                 |              |      | Change                               | 75,761.78  |            | 75,761.78          |
|            |                               | <b>12/31/16</b> |              |      | <b>Ending Balance</b>                |            |            | <b>75,761.78</b>   |
| 67500      | Taxes - Empr VI Unemp         | 1/1/16          |              |      | Beginning Balance                    |            |            |                    |

| Account ID | Account Description      | Date            | Reference    | Jrnl | Trans Description                  | Debit Amt  | Credit Amt | Balance           |
|------------|--------------------------|-----------------|--------------|------|------------------------------------|------------|------------|-------------------|
| 67500      | Taxes - Empr VI Unemp    | 6/10/16         | CRA315CM     | PJ   | UNITED CORPORATION - CREDIT PSHIF  |            | 500.00     |                   |
| 67500      | Taxes - Empr VI Unemp    | 8/17/16         | 16-0817-01   | PJ   | VI EMPLOYMENT SECURITY AGENCY -    | 38,449.90  |            |                   |
| 67500      | Taxes - Empr VI Unemp    | 11/30/16        | 16-0817-01CM | PJ   | VI EMPLOYMENT SECURITY AGENCY -    |            | 38,449.90  |                   |
| 67500      | Taxes - Empr VI Unemp    |                 |              |      | Change                             | 38,449.90  | 38,949.90  | -500.00           |
|            |                          | <b>12/31/16</b> |              |      | <b>Ending Balance</b>              |            |            | <b>-500.00</b>    |
| 68200      | Travel & Hotels Expense  | 1/1/16          |              |      | Beginning Balance                  |            |            |                   |
| 68200      | Travel & Hotels Expense  | 3/31/16         | 16-0331-03   | PJ   | UNITED CORPORATION - GAFFNEY TR/   | 3,000.00   |            |                   |
| 68200      | Travel & Hotels Expense  | 4/30/16         | 16-0430-03   | PJ   | UNITED CORPORATION - GAFFNEY APF   | 1,000.00   |            |                   |
| 68200      | Travel & Hotels Expense  | 5/31/16         | 16-0531-03   | PJ   | UNITED CORPORATION - GAFFNEY MA'   | 1,000.00   |            |                   |
| 68200      | Travel & Hotels Expense  | 6/30/16         | 16-0630-03   | PJ   | UNITED CORPORATION - GAFFNEY JUN   | 1,000.00   |            |                   |
| 68200      | Travel & Hotels Expense  | 7/31/16         | 16-0731-03   | PJ   | UNITED CORPORATION - GAFFNEY JUL   | 1,000.00   |            |                   |
| 68200      | Travel & Hotels Expense  | 8/31/16         | 16-0831-03   | PJ   | UNITED CORPORATION - 50% GAFFNE\   | 500.00     |            |                   |
| 68200      | Travel & Hotels Expense  | 9/30/16         | 16-0930-03   | PJ   | UNITED CORPORATION - 50% GAFFNE\   | 500.00     |            |                   |
| 68200      | Travel & Hotels Expense  | 10/31/16        | 16-1031-03   | PJ   | UNITED CORPORATION - 50% GAFFNE\   | 500.00     |            |                   |
| 68200      | Travel & Hotels Expense  |                 |              |      | Change                             | 8,500.00   |            | 8,500.00          |
|            |                          | <b>12/31/16</b> |              |      | <b>Ending Balance</b>              |            |            | <b>8,500.00</b>   |
| 69000      | Wages - Officer Salaries | 1/1/16          |              |      | Beginning Balance                  |            |            |                   |
| 69000      | Wages - Officer Salaries | 1/31/16         | 16-0131-01   | PJ   | UNITED CORPORATION - FATHI YUSUF   | 24,055.00  |            |                   |
| 69000      | Wages - Officer Salaries | 2/29/16         | 16-0229-01   | PJ   | UNITED CORPORATION - FATHI YUSUF   | 23,698.00  |            |                   |
| 69000      | Wages - Officer Salaries | 3/31/16         | 16-0331-01   | PJ   | UNITED CORPORATION - FATHI YUSUF   | 29,603.75  |            |                   |
| 69000      | Wages - Officer Salaries | 4/30/16         | 16-0430-01   | PJ   | UNITED CORPORATION - FATHI YUSUF   | 23,683.00  |            |                   |
| 69000      | Wages - Officer Salaries | 5/31/16         | 16-0531-01   | PJ   | UNITED CORPORATION - FATHI YUSUF   | 23,683.00  |            |                   |
| 69000      | Wages - Officer Salaries | 6/30/16         | 16-0630-01   | PJ   | UNITED CORPORATION - FATHI YUSUF   | 28,084.75  |            |                   |
| 69000      | Wages - Officer Salaries | 7/31/16         | 16-0731-01   | PJ   | UNITED CORPORATION - FATHY YUSUF   | 22,319.00  |            |                   |
| 69000      | Wages - Officer Salaries | 8/31/16         | 16-0831-01   | PJ   | UNITED CORPORATION - FATHI YUSUF   | 27,898.75  |            |                   |
| 69000      | Wages - Officer Salaries | 9/30/16         | 16-0930-01   | PJ   | UNITED CORPORATION - FATHI YUSUF   | 22,319.00  |            |                   |
| 69000      | Wages - Officer Salaries | 10/31/16        | 16-1031-01   | PJ   | UNITED CORPORATION - FATHI YUSUF   | 22,319.00  |            |                   |
| 69000      | Wages - Officer Salaries | 11/30/16        | 16-1101-01   | PJ   | UNITED CORPORATION - FATHI YUSUF   | 27,898.75  |            |                   |
| 69000      | Wages - Officer Salaries | 12/31/16        | 16-1231-01   | PJ   | UNITED CORPORATION - FATHI YUSUF   | 22,319.00  |            |                   |
| 69000      | Wages - Officer Salaries |                 |              |      | Change                             | 297,881.00 |            | 297,881.00        |
|            |                          | <b>12/31/16</b> |              |      | <b>Ending Balance</b>              |            |            | <b>297,881.00</b> |
| 69200      | Wages - Managers         | 1/1/16          |              |      | Beginning Balance                  |            |            |                   |
| 69200      | Wages - Managers         | 1/31/16         | 16-0131-02   | PJ   | UNITED CORPORATION - JOHN GAFFNI   | 8,774.00   |            |                   |
| 69200      | Wages - Managers         | 2/29/16         | 16-0229-02   | PJ   | UNITED CORPORATION - JOHN GAFFNI   | 8,732.00   |            |                   |
| 69200      | Wages - Managers         | 3/31/16         | 16-0331-02   | PJ   | UNITED CORPORATION - GAFFNEY MAI   | 8,717.00   |            |                   |
| 69200      | Wages - Managers         | 4/30/16         | 16-0430-02   | PJ   | UNITED CORPORATION - JOHN GAFFNI   | 8,612.00   |            |                   |
| 69200      | Wages - Managers         | 5/31/16         | 16-0531-02   | PJ   | UNITED CORPORATION - JOHN GAFFNI   | 8,612.00   |            |                   |
| 69200      | Wages - Managers         | 6/30/16         | 16-0630-02   | PJ   | UNITED CORPORATION - JOHN GAFFNI   | 10,765.00  |            |                   |
| 69200      | Wages - Managers         | 7/31/16         | 16-0731-02   | PJ   | UNITED CORPORATION - JOHN GAFFNI   | 8,612.00   |            |                   |
| 69200      | Wages - Managers         | 8/31/16         | 16-0831-02   | PJ   | UNITED CORPORATION - GAFFNEY AU(   | 5,381.62   |            |                   |
| 69200      | Wages - Managers         | 9/30/16         | 16-0930-02   | PJ   | UNITED CORPORATION - GAFFNEY SEF   | 4,305.12   |            |                   |
| 69200      | Wages - Managers         | 10/31/16        | 16-1031-02   | PJ   | UNITED CORPORATION - GAFFNEY OC'   | 4,305.12   |            |                   |
| 69200      | Wages - Managers         | 11/30/16        | 16-1130-02   | PJ   | UNITED CORPORATION - JOHN GAFFNI   | 5,381.40   |            |                   |
| 69200      | Wages - Managers         | 12/31/16        | 16-1231-02   | PJ   | UNITED CORPORATION - JOHN GAFFNI   | 5,299.03   |            |                   |
| 69200      | Wages - Managers         |                 |              |      | Change                             | 87,496.29  |            | 87,496.29         |
|            |                          | <b>12/31/16</b> |              |      | <b>Ending Balance</b>              |            |            | <b>87,496.29</b>  |
| 80000      | Other Income (Expense)   | 1/1/16          |              |      | Beginning Balance                  |            |            |                   |
| 80000      | Other Income (Expense)   | 12/31/16        | XJE111       | GENJ | W/O P'SHIP STALE DTD O/S CK 100309 |            | 87.17      |                   |
| 80000      | Other Income (Expense)   | 12/31/16        | XJE111       | GENJ | W/O P'SHIP STALE DTD O/S CK 100095 |            | 500.00     |                   |
| 80000      | Other Income (Expense)   | 12/31/16        | XJE111       | GENJ | W/O P'SHIP STALE DTD O/S CK 99060  |            | 34.73      |                   |
| 80000      | Other Income (Expense)   | 12/31/16        | XJE111       | GENJ | W/O P'SHIP STALE DTD O/S CK 100055 |            | 149.17     |                   |
| 80000      | Other Income (Expense)   | 12/31/16        | XJE111       | GENJ | W/O P'SHIP STALE DTD O/S CK 63813  |            | 99.98      |                   |
| 80000      | Other Income (Expense)   |                 |              |      | Change                             |            | 871.05     | -871.05           |
|            |                          | <b>12/31/16</b> |              |      | <b>Ending Balance</b>              |            |            | <b>-871.05</b>    |

**United Corporation STT (Pship)**  
**General Ledger**  
**For the Period From Jan 1, 2016 to Dec 31, 2016**

| Account ID | Account Description           | Date     | Reference  | Jrnl | Trans Description                  | Debit Amt | Credit Amt | Balance    |
|------------|-------------------------------|----------|------------|------|------------------------------------|-----------|------------|------------|
| 10300      | Cash - Bank Op'g 2010         | 1/1/16   |            |      | Beginning Balance                  |           |            | -9,427.94  |
| 10300      | Cash - Bank Op'g 2010         | 3/11/16  | 41375V     | CDJ  | WE ARE WINE LLC                    | 2,704.79  |            |            |
| 10300      | Cash - Bank Op'g 2010         | 12/31/16 | JE31       | GENJ | W/O STALE DATED CHECKS IN CLOSEI   | 6,723.15  |            |            |
| 10300      | Cash - Bank Op'g 2010         |          |            |      | Change                             | 9,427.94  |            | 9,427.94   |
| 10350      | Cash - Bank Payroll 0640      | 1/1/16   |            |      | Beginning Balance                  |           |            | -625.79    |
| 10350      | Cash - Bank Payroll 0640      | 12/31/16 | JE31       | GENJ | W/O STALE DATED CHECKS IN CLOSEI   | 625.79    |            |            |
| 10350      | Cash - Bank Payroll 0640      |          |            |      | Change                             | 625.79    |            | 625.79     |
| 20000      | Accounts Payable - Trade      | 1/1/16   |            |      | Beginning Balance                  |           |            | -11,311.51 |
| 20000      | Accounts Payable - Trade      | 1/1/16   | 16-0101-01 | PJ   | RAJA FOODS                         | 410.00    |            |            |
| 20000      | Accounts Payable - Trade      | 1/25/16  | 16-0125-01 | PJ   | CARIBBEAN REFRIGERATION & MECH     | 5,088.97  |            |            |
| 20000      | Accounts Payable - Trade      | 1/25/16  | 16-0125-02 | PJ   | CARIBBEAN REFRIGERATION & MECH     | 5,812.54  |            |            |
| 20000      | Accounts Payable - Trade      | 3/11/16  | 41375V     | CDJ  | WE ARE WINE LLC - Invoice: 0197    |           | 242.36     |            |
| 20000      | Accounts Payable - Trade      | 3/11/16  | 41375V     | CDJ  | WE ARE WINE LLC - Invoice: 0377    |           | 480.00     |            |
| 20000      | Accounts Payable - Trade      | 3/11/16  | 41375V     | CDJ  | WE ARE WINE LLC - Invoice: 0372    | 35.53     |            |            |
| 20000      | Accounts Payable - Trade      | 3/11/16  | 41375V     | CDJ  | WE ARE WINE LLC - Invoice: 0396    |           | 604.61     |            |
| 20000      | Accounts Payable - Trade      | 3/11/16  | 41375V     | CDJ  | WE ARE WINE LLC - Invoice: 0253    |           | 330.22     |            |
| 20000      | Accounts Payable - Trade      | 3/11/16  | 41375V     | CDJ  | WE ARE WINE LLC - Invoice: 0311    |           | 519.14     |            |
| 20000      | Accounts Payable - Trade      | 3/11/16  | 41375V     | CDJ  | WE ARE WINE LLC - Invoice: 0371    |           | 563.99     |            |
| 20000      | Accounts Payable - Trade      | 3/11/16  | CRA299     | CDJ  | WE ARE WINE LLC - Invoice: 0377    | 480.00    |            |            |
| 20000      | Accounts Payable - Trade      | 3/11/16  | CRA299     | CDJ  | WE ARE WINE LLC - Invoice: 0396    | 604.61    |            |            |
| 20000      | Accounts Payable - Trade      | 3/11/16  | CRA299     | CDJ  | WE ARE WINE LLC - Invoice: 0372    |           | 35.53      |            |
| 20000      | Accounts Payable - Trade      | 3/11/16  | CRA299     | CDJ  | WE ARE WINE LLC - Invoice: 0371    | 563.99    |            |            |
| 20000      | Accounts Payable - Trade      | 3/11/16  | CRA299     | CDJ  | WE ARE WINE LLC - Invoice: 0311    | 519.14    |            |            |
| 20000      | Accounts Payable - Trade      | 3/11/16  | CRA299     | CDJ  | WE ARE WINE LLC - Invoice: 0197    | 242.36    |            |            |
| 20000      | Accounts Payable - Trade      | 3/11/16  | CRA299     | CDJ  | WE ARE WINE LLC - Invoice: 0253    | 330.22    |            |            |
| 20000      | Accounts Payable - Trade      |          |            |      | Change                             | 14,087.36 | 2,775.85   | 11,311.51  |
| 23000      | Accrued Expenses              | 1/1/16   |            |      | Beginning Balance                  |           |            | -10,000.00 |
|            |                               | 12/31/16 |            |      | Ending Balance                     |           |            | -10,000.00 |
| 28600      | Pship Claims Reserve Clearing | 1/1/16   |            |      | Beginning Balance                  |           |            |            |
| 28600      | Pship Claims Reserve Clearing | 1/25/16  | 285        | GENJ | CRMVI INV 4783 PD BY CRA           |           | 5,088.97   |            |
| 28600      | Pship Claims Reserve Clearing | 1/25/16  | 286        | GENJ | CRMVI INV 4984 PD BY CRA           |           | 5,812.54   |            |
| 28600      | Pship Claims Reserve Clearing | 2/8/16   | 293        | GENJ | US CUSTOMS PENALTY PD BY CRA       |           | 2,250.00   |            |
| 28600      | Pship Claims Reserve Clearing | 2/29/16  | 16-0229-02 | GENJ | PSHIP GIFT CERTS REDEEMED IN STT . |           | 3,640.00   |            |
| 28600      | Pship Claims Reserve Clearing | 3/11/16  | CRA299     | CDJ  | WE ARE WINE LLC                    |           | 2,704.79   |            |
| 28600      | Pship Claims Reserve Clearing |          |            |      | Change                             |           | 19,496.30  | -19,496.30 |
|            |                               | 12/31/16 |            |      | Ending Balance                     |           |            | -19,496.30 |
| 39000      | Retained Earnings             | 1/1/16   |            |      | Beginning Balance                  |           |            | 31,365.24  |
|            |                               | 12/31/16 |            |      | Ending Balance                     |           |            | 31,365.24  |
| 48000      | Revenue - Sales Discounts     | 1/1/16   |            |      | Beginning Balance                  |           |            |            |
| 48000      | Revenue - Sales Discounts     | 2/29/16  | 16-0229-02 | GENJ | PSHIP GIFT CERTS REDEEMED IN STT . | 3,640.00  |            |            |
| 48000      | Revenue - Sales Discounts     |          |            |      | Change                             | 3,640.00  |            | 3,640.00   |
|            |                               | 12/31/16 |            |      | Ending Balance                     |           |            | 3,640.00   |
| 50000      | COS - Purchases               | 1/1/16   |            |      | Beginning Balance                  |           |            |            |
| 50000      | COS - Purchases               | 1/1/16   | 16-0101-01 | PJ   | RAJA FOODS - LATE NOTICE OF BAL DU |           | 410.00     |            |
| 50000      | COS - Purchases               |          |            |      | Change                             |           | 410.00     | -410.00    |
|            |                               | 12/31/16 |            |      | Ending Balance                     |           |            | -410.00    |
| 52200      | COS - US Customs Expense      | 1/1/16   |            |      | Beginning Balance                  |           |            |            |
| 52200      | COS - US Customs Expense      | 2/8/16   | 293        | GENJ | US CUSTOMS PENALTY PD BY CRA       | 2,250.00  |            |            |
| 52200      | COS - US Customs Expense      |          |            |      | Change                             | 2,250.00  |            | 2,250.00   |
|            |                               | 12/31/16 |            |      | Ending Balance                     |           |            | 2,250.00   |
| 66700      | Repairs & Maintenance Expense | 1/1/16   |            |      | Beginning Balance                  |           |            |            |
| 66700      | Repairs & Maintenance Expense | 1/25/16  | 285        | GENJ | CRMVI INV 4783 PD BY CRA           | 5,088.97  |            |            |
| 66700      | Repairs & Maintenance Expense | 1/25/16  | 286        | GENJ | CRMVI INV 4984 PD BY CRA           | 5,812.54  |            |            |
| 66700      | Repairs & Maintenance Expense | 1/25/16  | 16-0125-01 | PJ   | CARIBBEAN REFRIGERATION & MECH -   |           | 5,088.97   |            |
| 66700      | Repairs & Maintenance Expense | 1/25/16  | 16-0125-02 | PJ   | CARIBBEAN REFRIGERATION & MECH -   |           | 5,812.54   |            |
| 66700      | Repairs & Maintenance Expense |          |            |      | Change                             | 10,901.51 | 10,901.51  |            |
| 80000      | Other Income (Expense)        | 1/1/16   |            |      | Beginning Balance                  |           |            |            |
| 80000      | Other Income (Expense)        | 12/31/16 | JE31       | GENJ | W/O STALE DATED CHECKS IN CLOSEI   |           | 625.79     |            |
| 80000      | Other Income (Expense)        | 12/31/16 | JE31       | GENJ | W/O STALE DATED CHECKS IN CLOSEI   |           | 6,723.15   |            |
| 80000      | Other Income (Expense)        |          |            |      | Change                             |           | 7,348.94   | -7,348.94  |
|            |                               | 12/31/16 |            |      | Ending Balance                     |           |            | -7,348.94  |



**United Corporation West (Pship)**  
**General Ledger**  
**For the Period From Jan 1, 2016 to Dec 31, 2016**

| Account ID | Account Description     | Date            | Reference | Jrnl | Trans Description                   | Debit Amt | Credit Amt   | Balance           |
|------------|-------------------------|-----------------|-----------|------|-------------------------------------|-----------|--------------|-------------------|
| 10300      | Cash - Bank Op'g 6269   | 1/1/16          |           |      | Beginning Balance                   |           |              | -4,846.12         |
| 10300      | Cash - Bank Op'g 6269   | 12/31/16        | JE31      | GENJ | CLR STALE DATED CHECKS IN CLOSED    | 4,846.12  |              |                   |
| 10300      | Cash - Bank Op'g 6269   |                 |           |      | Change                              | 4,846.12  |              | 4,846.12          |
| 10600      | Cash - Bank Claims 9091 | 1/1/16          |           |      | Beginning Balance                   |           |              | 1,648,436.13      |
| 10600      | Cash - Bank Claims 9091 | 1/5/16          | 283       | GENJ | EDGAR ROSS (INV #4 MASTER FEES)     |           | 43,300.00    |                   |
| 10600      | Cash - Bank Claims 9091 | 1/5/16          | 284       | GENJ | TOPA PROPERTIES (JAN RENT)          |           | 733.33       |                   |
| 10600      | Cash - Bank Claims 9091 | 1/25/16         | 285       | GENJ | CRMVI LLC INV 4783 PD BY CRA FOR S1 |           | 5,088.97     |                   |
| 10600      | Cash - Bank Claims 9091 | 1/25/16         | 286       | GENJ | CRMVI LLC INV 4984 PD BY CRA FOR S1 |           | 5,812.54     |                   |
| 10600      | Cash - Bank Claims 9091 | 1/25/16         | 291       | GENJ | UNITED CORP 12/31/15 AP BAL PD BY C |           | 65,294.61    |                   |
| 10600      | Cash - Bank Claims 9091 | 1/25/16         | 288       | CDJ  | BECKSTEDT & ASSOCIATES              |           | 950.00       |                   |
| 10600      | Cash - Bank Claims 9091 | 1/25/16         | 289       | CDJ  | BECKSTEDT & ASSOCIATES              |           | 1,372.50     |                   |
| 10600      | Cash - Bank Claims 9091 | 1/25/16         | 290       | CDJ  | BECKSTEDT & ASSOCIATES              |           | 540.00       |                   |
| 10600      | Cash - Bank Claims 9091 | 1/25/16         | 287       | CDJ  | AMERICAN MEDIATION INSTITUTE        |           | 1,397.50     |                   |
| 10600      | Cash - Bank Claims 9091 | 1/28/16         | JE28      | GENJ | INTER OCEAN 2015 REFUND             | 38,656.52 |              |                   |
| 10600      | Cash - Bank Claims 9091 | 2/8/16          | CRA294    | GENJ | TOPA PROPERTIES (PSHIP DOC STORA    |           | 733.33       |                   |
| 10600      | Cash - Bank Claims 9091 | 2/8/16          | CRA293    | GENJ | US CUSTOMS (STT PENALTY RE SHPT I   |           | 2,250.00     |                   |
| 10600      | Cash - Bank Claims 9091 | 3/9/16          | 295       | GENJ | TOPA PROPERTIES MAR 2016 RENT       |           | 733.33       |                   |
| 10600      | Cash - Bank Claims 9091 | 3/9/16          | 296       | GENJ | TOPA PROPERTIES APR 2016 RENT       |           | 733.33       |                   |
| 10600      | Cash - Bank Claims 9091 | 3/9/16          | 297       | GENJ | UNITED CORP 2/29/16 AP BAL PD BY CF |           | 66,559.67    |                   |
| 10600      | Cash - Bank Claims 9091 | 3/11/16         | 298       | CDJ  | BECKSTEDT & ASSOCIATES              |           | 21,408.00    |                   |
| 10600      | Cash - Bank Claims 9091 | 3/11/16         | 299       | GENJ | WE ARE WINE LLC PMT BY CRA FOR S1   |           | 2,704.79     |                   |
| 10600      | Cash - Bank Claims 9091 | 4/1/16          | 300       | GENJ | YUSUF - 2015 PTR TAX DISTR          |           | 282,266.73   |                   |
| 10600      | Cash - Bank Claims 9091 | 4/1/16          | 301       | GENJ | HAMED - 2015 PTR TAX DISTR          |           | 282,266.73   |                   |
| 10600      | Cash - Bank Claims 9091 | 4/1/16          | 302       | GENJ | UNITED CORP BAL DUE 3/31 AP AGING   |           | 41,320.75    |                   |
| 10600      | Cash - Bank Claims 9091 | 4/1/16          | 303       | CDJ  | BECKSTEDT & ASSOCIATES              |           | 17,403.00    |                   |
| 10600      | Cash - Bank Claims 9091 | 4/1/16          | 304       | CDJ  | KAC357 LLC                          |           | 3,115.33     |                   |
| 10600      | Cash - Bank Claims 9091 | 4/2/16          | 305       | CDJ  | DUDLEY TOPPER AND FEUERZEIG LL      |           | 9,680.00     |                   |
| 10600      | Cash - Bank Claims 9091 | 5/11/16         | SJ11      | GENJ | IRS REFUND RE 2012 FORM 940         | 10,184.54 |              |                   |
| 10600      | Cash - Bank Claims 9091 | 5/11/16         | 307       | CDJ  | BECKSTEDT & ASSOCIATES              |           | 2,390.00     |                   |
| 10600      | Cash - Bank Claims 9091 | 5/11/16         | 306       | GENJ | TOPA PROPERTIES - DOC WHSE (MAY)    |           | 733.33       |                   |
| 10600      | Cash - Bank Claims 9091 | 6/10/16         | 308       | CDJ  | BECKSTEDT & ASSOCIATES              |           | 3,630.00     |                   |
| 10600      | Cash - Bank Claims 9091 | 6/10/16         | 309       | CDJ  | EDGAR D. ROSS                       |           | 36,200.00    |                   |
| 10600      | Cash - Bank Claims 9091 | 6/10/16         | 310       | CDJ  | TOPA PROPERTIES                     |           | 765.61       |                   |
| 10600      | Cash - Bank Claims 9091 | 6/10/16         | 311       | CDJ  | TOPA PROPERTIES                     |           | 741.40       |                   |
| 10600      | Cash - Bank Claims 9091 | 6/10/16         | 312       | CDJ  | UNITED CORPORATION                  |           | 65,653.79    |                   |
| 10600      | Cash - Bank Claims 9091 | 6/10/16         | 313       | CDJ  | V.I. EMPLOYMENT SECURITY AGENC      |           | 12,082.65    |                   |
| 10600      | Cash - Bank Claims 9091 | 6/10/16         | 314       | CDJ  | V.I. EMPLOYMENT SECURITY AGENC      |           | 240.00       |                   |
| 10600      | Cash - Bank Claims 9091 | 6/10/16         | 315       | CDJ  | V.I. EMPLOYMENT SECURITY AGENC      |           | 725.00       |                   |
| 10600      | Cash - Bank Claims 9091 | 8/9/16          | 316       | CDJ  | TOPA PROPERTIES                     |           | 741.40       |                   |
| 10600      | Cash - Bank Claims 9091 | 8/9/16          | 317       | CDJ  | TOPA PROPERTIES                     |           | 741.40       |                   |
| 10600      | Cash - Bank Claims 9091 | 8/9/16          | 318       | CDJ  | BECKSTEDT & ASSOCIATES              |           | 8,991.30     |                   |
| 10600      | Cash - Bank Claims 9091 | 8/9/16          | 319       | CDJ  | UNITED CORPORATION                  |           | 50,000.00    |                   |
| 10600      | Cash - Bank Claims 9091 | 8/12/16         | 320       | CDJ  | BECKSTEDT & ASSOCIATES              |           | 1,240.50     |                   |
| 10600      | Cash - Bank Claims 9091 | 8/12/16         | 321       | CDJ  | UNITED CORPORATION                  |           | 71,280.75    |                   |
| 10600      | Cash - Bank Claims 9091 | 8/30/16         | 322       | CDJ  | UNITED CORPORATION                  |           | 40.00        |                   |
| 10600      | Cash - Bank Claims 9091 | 8/30/16         | 323       | CDJ  | LINDA ESPRIT                        |           | 397.61       |                   |
| 10600      | Cash - Bank Claims 9091 | 8/30/16         | 324       | CDJ  | BECKSTEDT & ASSOCIATES              |           | 2,427.50     |                   |
| 10600      | Cash - Bank Claims 9091 | 8/30/16         | 325       | CDJ  | SOURCE ACCOUNTING                   |           | 1,550.00     |                   |
| 10600      | Cash - Bank Claims 9091 | 9/30/16         | JE30      | GENJ | VOID CK 227 THAT GALLOW'S BAY BAK   | 65.72     |              |                   |
| 10600      | Cash - Bank Claims 9091 | 10/7/16         | 326       | CDJ  | UNITED CORPORATION                  |           | 60,904.49    |                   |
| 10600      | Cash - Bank Claims 9091 | 10/7/16         | 327       | CDJ  | BECKSTEDT & ASSOCIATES              |           | 495.00       |                   |
| 10600      | Cash - Bank Claims 9091 | 10/7/16         | 328       | CDJ  | TOPA PROPERTIES                     |           | 2,224.20     |                   |
| 10600      | Cash - Bank Claims 9091 | 11/3/16         | 329       | CDJ  | V.I. EMPLOYMENT SECURITY AGENC      |           | 1,273.38     |                   |
| 10600      | Cash - Bank Claims 9091 | 11/23/16        | 331       | CDJ  | LEWIS CONSULTING LLC                |           | 3,800.00     |                   |
| 10600      | Cash - Bank Claims 9091 | 11/23/16        | 332       | CDJ  | UNITED CORPORATION                  |           | 27,124.12    |                   |
| 10600      | Cash - Bank Claims 9091 | 12/6/16         | 330       | CDJ  | V.I. EMPLOYMENT SECURITY AGENC      |           | 24,930.39    |                   |
| 10600      | Cash - Bank Claims 9091 | 12/6/16         | 333       | CDJ  | LEWIS CONSULTING LLC                |           | 5,000.00     |                   |
| 10600      | Cash - Bank Claims 9091 | 12/6/16         | 334       | CDJ  | BECKSTEDT & ASSOCIATES              |           | 1,192.50     |                   |
| 10600      | Cash - Bank Claims 9091 |                 |           |      | Change                              | 48,906.78 | 1,243,180.76 | -1,194,273.98     |
|            |                         | <b>12/31/16</b> |           |      | <b>Ending Balance</b>               |           |              | <b>454,162.15</b> |
| 10700      | Cash - Bank Liquid 9075 | 1/1/16          |           |      | Beginning Balance                   |           |              | 125,605.24        |
| 10700      | Cash - Bank Liquid 9075 | 1/31/16         | JE31      | GENJ | BANCO 9075 SVC FEE                  |           | 20.00        |                   |
| 10700      | Cash - Bank Liquid 9075 | 2/29/16         | JE29      | GENJ | BANCO 9075 SVC FEE                  |           | 20.00        |                   |
| 10700      | Cash - Bank Liquid 9075 | 3/31/16         | JE31      | GENJ | BANCO 9075 SVC CHARGE               |           | 20.00        |                   |
| 10700      | Cash - Bank Liquid 9075 | 4/30/16         | JE30      | GENJ | BANCO 9075 SVC CHARGE               |           | 20.00        |                   |
| 10700      | Cash - Bank Liquid 9075 | 5/31/16         | JE31      | GENJ | SVC CHARGES                         |           | 20.00        |                   |
| 10700      | Cash - Bank Liquid 9075 | 6/30/16         | JE30      | GENJ | SVC CHARGES                         |           | 20.00        |                   |
| 10700      | Cash - Bank Liquid 9075 | 7/31/16         | JE31      | GENJ | BANCO 9075 SVC FEE                  |           | 20.00        |                   |
| 10700      | Cash - Bank Liquid 9075 | 8/31/16         | JE31      | GENJ | STD MONTHLY BK FEE                  |           | 20.00        |                   |
| 10700      | Cash - Bank Liquid 9075 | 9/30/16         | JE30      | GENJ | STD MONTHLY BANK FEE                |           | 20.00        |                   |
| 10700      | Cash - Bank Liquid 9075 | 10/31/16        | JE30      | GENJ | SVC CHARGES                         |           | 20.00        |                   |
| 10700      | Cash - Bank Liquid 9075 | 11/30/16        | JE30      | GENJ | BANCO SVC CHG                       |           | 20.00        |                   |
| 10700      | Cash - Bank Liquid 9075 | 12/31/16        | JE31      | GENJ | BANCO FEE                           |           | 20.00        |                   |
| 10700      | Cash - Bank Liquid 9075 |                 |           |      | Change                              |           | 240.00       | -240.00           |

| Account ID | Account Description           | Date            | Reference    | Jrnl | Trans Description                   | Debit Amt    | Credit Amt   | Balance             |
|------------|-------------------------------|-----------------|--------------|------|-------------------------------------|--------------|--------------|---------------------|
|            |                               | <b>12/31/16</b> |              |      | <b>Ending Balance</b>               |              |              | <b>125,365.24</b>   |
| 11000      | Accounts Receivable - Trade   | 4/1/16          |              |      | Beginning Balance                   |              |              |                     |
| 11000      | Accounts Receivable - Trade   | 4/22/16         | 8 602 8 80CM | SJ   | LUTHERAN SOCIAL SERVICES OF TH      |              | 1,246.21     |                     |
| 11000      | Accounts Receivable - Trade   | 4/22/16         | JE22         | GENJ | LUTHERAN FAM RECOVERY REVERSE       | 1,246.21     |              |                     |
| 11000      | Accounts Receivable - Trade   |                 |              |      | Change                              | 1,246.21     | 1,246.21     |                     |
| 13000      | POS In-Store Charges          | 4/1/16          |              |      | Beginning Balance                   |              |              |                     |
| 13000      | POS In-Store Charges          | 4/22/16         | 8 602 8 80CM | SJ   | LUTHERAN SOCIAL SERVICES OF TH - I  | 1,246.21     |              |                     |
| 13000      | POS In-Store Charges          | 4/22/16         | JE22         | GENJ | LUTHERAN FAM SVCS REC'D BY UNITE    |              | 1,246.21     |                     |
| 13000      | POS In-Store Charges          |                 |              |      | Change                              | 1,246.21     | 1,246.21     |                     |
| 13100      | Prepaid Insurance             | 1/1/16          |              |      | Beginning Balance                   |              |              | 38,656.92           |
| 13100      | Prepaid Insurance             | 1/28/16         | JE28         | GENJ | INTER OCEAN 2015 REFUND             |              | 4,865.21     |                     |
| 13100      | Prepaid Insurance             | 1/28/16         | JE28         | GENJ | INTER OCEAN 2015 REFUND             |              | 19,218.81    |                     |
| 13100      | Prepaid Insurance             | 1/28/16         | JE28         | GENJ | INTER OCEAN 2015 REFUND             |              | 14,572.50    |                     |
| 13100      | Prepaid Insurance             | 1/28/16         | JE28         | GENJ | EXPENSE NOMINAL PREPAID INSUR RE    |              | 0.40         |                     |
| 13100      | Prepaid Insurance             |                 |              |      | Change                              |              | 38,656.92    | -38,656.92          |
| 14600      | Due from (to) Hamed           | 1/1/16          |              |      | Beginning Balance                   |              |              | 524.67              |
| 14600      | Due from (to) Hamed           | 2/29/16         | 16-0229-01   | PJ   | KAC357 LLC - CHG FOR VERA CRUZ \$ F |              | 99.14        |                     |
| 14600      | Due from (to) Hamed           | 2/29/16         | 16-0229-01   | PJ   | KAC357 LLC - CHG FOR VERA CRUZ \$ F |              | 221.95       |                     |
| 14600      | Due from (to) Hamed           | 2/29/16         | 16-0229-01   | PJ   | KAC357 LLC - CHG FOR VERA CRUZ \$ F |              | 203.58       |                     |
| 14600      | Due from (to) Hamed           |                 |              |      | Change                              |              | 524.67       | -524.67             |
| 15100      | Marketable Securities - BPPR  | 1/1/16          |              |      | Beginning Balance                   |              |              | 8,091,374.55        |
| 15100      | Marketable Securities - BPPR  | 1/31/16         | SJE03        | GENJ | POST BPPR NET MONTHLY ACTIVITY      |              | 64,020.12    |                     |
| 15100      | Marketable Securities - BPPR  | 2/1/16          | SJE03        | GENJ | POST BPPR NET MONTHLY ACTIVITY      | 64,020.12    |              |                     |
| 15100      | Marketable Securities - BPPR  | 2/29/16         | SJE03        | GENJ | POST BPPR NET MONTHLY ACTIVITY      |              | 47,194.14    |                     |
| 15100      | Marketable Securities - BPPR  | 3/1/16          | SJE03        | GENJ | POST BPPR NET MONTHLY ACTIVITY      | 47,194.14    |              |                     |
| 15100      | Marketable Securities - BPPR  | 3/31/16         | SJE03        | GENJ | POST BPPR NET MONTHLY ACTIVITY      | 126,945.30   |              |                     |
| 15100      | Marketable Securities - BPPR  | 4/1/16          | SJE03        | GENJ | POST BPPR NET MONTHLY ACTIVITY      |              | 126,945.30   |                     |
| 15100      | Marketable Securities - BPPR  | 4/30/16         | SJE03        | GENJ | POST BPPR NET MONTHLY ACTIVITY      | 169,714.44   |              |                     |
| 15100      | Marketable Securities - BPPR  | 5/1/16          | SJE03        | GENJ | POST BPPR NET MONTHLY ACTIVITY      |              | 169,714.44   |                     |
| 15100      | Marketable Securities - BPPR  | 5/31/16         | SJE103       | GENJ | POST BPPR NET MONTHLY ACTIVITY      | 181,350.90   |              |                     |
| 15100      | Marketable Securities - BPPR  | 6/1/16          | SJE103       | GENJ | POST BPPR NET MONTHLY ACTIVITY      |              | 181,350.90   |                     |
| 15100      | Marketable Securities - BPPR  | 6/30/16         | SJE103       | GENJ | POST BPPR NET MONTHLY ACTIVITY      | 251,662.21   |              |                     |
| 15100      | Marketable Securities - BPPR  | 7/1/16          | SJE103       | GENJ | POST BPPR NET MONTHLY ACTIVITY      |              | 251,662.21   |                     |
| 15100      | Marketable Securities - BPPR  | 7/31/16         | XJE103       | GENJ | POST BPPR NET MONTHLY ACTIVITY      | 360,620.80   |              |                     |
| 15100      | Marketable Securities - BPPR  | 8/1/16          | XJE103       | GENJ | POST BPPR NET MONTHLY ACTIVITY      |              | 360,620.80   |                     |
| 15100      | Marketable Securities - BPPR  | 8/31/16         | XJE103       | GENJ | POST BPPR NET MONTHLY ACTIVITY      | 377,294.04   |              |                     |
| 15100      | Marketable Securities - BPPR  | 9/1/16          | XJE103       | GENJ | POST BPPR NET MONTHLY ACTIVITY      |              | 377,294.04   |                     |
| 15100      | Marketable Securities - BPPR  | 9/30/16         | XJE103       | GENJ | POST BPPR NET MONTHLY ACTIVITY      | 377,087.52   |              |                     |
| 15100      | Marketable Securities - BPPR  | 10/1/16         | XJE103       | GENJ | POST BPPR NET MONTHLY ACTIVITY      |              | 377,087.52   |                     |
| 15100      | Marketable Securities - BPPR  | 10/31/16        | XJE103       | GENJ | POST BPPR NET MONTHLY ACTIVITY      | 271,896.56   |              |                     |
| 15100      | Marketable Securities - BPPR  | 11/1/16         | XJE103       | GENJ | POST BPPR NET MONTHLY ACTIVITY      |              | 271,896.56   |                     |
| 15100      | Marketable Securities - BPPR  | 11/30/16        | XJE103       | GENJ | POST BPPR NET MONTHLY ACTIVITY      | 200,497.35   |              |                     |
| 15100      | Marketable Securities - BPPR  | 12/1/16         | XJE103       | GENJ | POST BPPR NET MONTHLY ACTIVITY      |              | 200,497.35   |                     |
| 15100      | Marketable Securities - BPPR  | 12/31/16        | XJE103       | GENJ | POST BPPR NET MONTHLY ACTIVITY      | 278,027.12   |              |                     |
| 15100      | Marketable Securities - BPPR  |                 |              |      | Change                              | 2,706,310.50 | 2,428,283.38 | 278,027.12          |
|            |                               | <b>12/31/16</b> |              |      | <b>Ending Balance</b>               |              |              | <b>8,369,401.67</b> |
| 15150      | Unrealized (Gain) Loss - BPPR | 1/1/16          |              |      | Beginning Balance                   |              |              | 72,824.35           |
| 15150      | Unrealized (Gain) Loss - BPPR | 1/31/16         | SJE03        | GENJ | POST BPPR NET MONTHLY ACTIVITY      | 65,944.13    |              |                     |
| 15150      | Unrealized (Gain) Loss - BPPR | 2/1/16          | SJE03        | GENJ | POST BPPR NET MONTHLY ACTIVITY      |              | 65,944.13    |                     |
| 15150      | Unrealized (Gain) Loss - BPPR | 2/29/16         | SJE03        | GENJ | POST BPPR NET MONTHLY ACTIVITY      | 59,688.62    |              |                     |
| 15150      | Unrealized (Gain) Loss - BPPR | 3/1/16          | SJE03        | GENJ | POST BPPR NET MONTHLY ACTIVITY      |              | 59,688.62    |                     |
| 15150      | Unrealized (Gain) Loss - BPPR | 3/31/16         | SJE03        | GENJ | POST BPPR NET MONTHLY ACTIVITY      | 89,362.61    |              |                     |
| 15150      | Unrealized (Gain) Loss - BPPR | 4/1/16          | SJE03        | GENJ | POST BPPR NET MONTHLY ACTIVITY      |              | 89,362.61    |                     |
| 15150      | Unrealized (Gain) Loss - BPPR | 4/30/16         | SJE03        | GENJ | POST BPPR NET MONTHLY ACTIVITY      | 144,441.89   |              |                     |
| 15150      | Unrealized (Gain) Loss - BPPR | 5/1/16          | SJE03        | GENJ | POST BPPR NET MONTHLY ACTIVITY      |              | 144,441.89   |                     |
| 15150      | Unrealized (Gain) Loss - BPPR | 5/31/16         | SJE103       | GENJ | POST BPPR NET MONTHLY ACTIVITY      | 145,155.98   |              |                     |
| 15150      | Unrealized (Gain) Loss - BPPR | 6/1/16          | SJE103       | GENJ | POST BPPR NET MONTHLY ACTIVITY      |              | 145,155.98   |                     |
| 15150      | Unrealized (Gain) Loss - BPPR | 6/30/16         | SJE103       | GENJ | POST BPPR NET MONTHLY ACTIVITY      | 173,203.09   |              |                     |
| 15150      | Unrealized (Gain) Loss - BPPR | 7/1/16          | SJE103       | GENJ | POST BPPR NET MONTHLY ACTIVITY      |              | 173,203.09   |                     |
| 15150      | Unrealized (Gain) Loss - BPPR | 7/31/16         | XJE103       | GENJ | POST BPPR NET MONTHLY ACTIVITY      | 286,099.49   |              |                     |
| 15150      | Unrealized (Gain) Loss - BPPR | 8/1/16          | XJE103       | GENJ | POST BPPR NET MONTHLY ACTIVITY      |              | 286,099.49   |                     |
| 15150      | Unrealized (Gain) Loss - BPPR | 8/31/16         | XJE103       | GENJ | POST BPPR NET MONTHLY ACTIVITY      | 277,744.04   |              |                     |
| 15150      | Unrealized (Gain) Loss - BPPR | 9/1/16          | XJE103       | GENJ | POST BPPR NET MONTHLY ACTIVITY      |              | 277,744.04   |                     |
| 15150      | Unrealized (Gain) Loss - BPPR | 9/30/16         | XJE103       | GENJ | POST BPPR NET MONTHLY ACTIVITY      | 261,357.04   |              |                     |
| 15150      | Unrealized (Gain) Loss - BPPR | 10/1/16         | XJE103       | GENJ | POST BPPR NET MONTHLY ACTIVITY      |              | 261,357.04   |                     |
| 15150      | Unrealized (Gain) Loss - BPPR | 10/31/16        | XJE103       | GENJ | POST BPPR NET MONTHLY ACTIVITY      | 164,874.05   |              |                     |
| 15150      | Unrealized (Gain) Loss - BPPR | 11/1/16         | XJE103       | GENJ | POST BPPR NET MONTHLY ACTIVITY      |              | 164,874.05   |                     |
| 15150      | Unrealized (Gain) Loss - BPPR | 11/30/16        | XJE103       | GENJ | POST BPPR NET MONTHLY ACTIVITY      | 95,798.09    |              |                     |
| 15150      | Unrealized (Gain) Loss - BPPR | 12/1/16         | XJE103       | GENJ | POST BPPR NET MONTHLY ACTIVITY      |              | 95,798.09    |                     |
| 15150      | Unrealized (Gain) Loss - BPPR | 12/31/16        | XJE103       | GENJ | POST BPPR NET MONTHLY ACTIVITY      | 130,415.13   |              |                     |
| 15150      | Unrealized (Gain) Loss - BPPR |                 |              |      | Change                              | 1,763,669.03 | 1,894,084.16 | -130,415.13         |
|            |                               | <b>12/31/16</b> |              |      | <b>Ending Balance</b>               |              |              | <b>-57,590.78</b>   |
| 20000      | Accounts Payable - Trade      | 1/1/16          |              |      | Beginning Balance                   |              |              | -4,260.00           |
| 20000      | Accounts Payable - Trade      | 1/1/16          | 1932         | PJ   | BECKSTEDT & ASSOCIATES              |              | 135.00       |                     |
| 20000      | Accounts Payable - Trade      | 1/1/16          | 1934         | PJ   | BECKSTEDT & ASSOCIATES              |              | 112.50       |                     |
| 20000      | Accounts Payable - Trade      | 1/1/16          | 1935         | PJ   | BECKSTEDT & ASSOCIATES              |              | 22.50        |                     |
| 20000      | Accounts Payable - Trade      | 1/1/16          | 1936         | PJ   | BECKSTEDT & ASSOCIATES              |              | 1,745.00     |                     |
| 20000      | Accounts Payable - Trade      | 1/1/16          | 1937         | PJ   | BECKSTEDT & ASSOCIATES              |              | 82.00        |                     |
| 20000      | Accounts Payable - Trade      | 1/1/16          | 1763         | PJ   | BECKSTEDT & ASSOCIATES              |              | 400.00       |                     |

| Account ID | Account Description      | Date     | Reference  | Jrnl | Trans Description                     | Debit Amt | Credit Amt | Balance |
|------------|--------------------------|----------|------------|------|---------------------------------------|-----------|------------|---------|
| 20000      | Accounts Payable - Trade | 1/1/16   | 1762       | PJ   | BECKSTEDT & ASSOCIATES                |           | 1,095.00   |         |
| 20000      | Accounts Payable - Trade | 1/1/16   | 1761       | PJ   | BECKSTEDT & ASSOCIATES                |           | 2,890.00   |         |
| 20000      | Accounts Payable - Trade | 1/1/16   | 1759       | PJ   | BECKSTEDT & ASSOCIATES                |           | 10,855.00  |         |
| 20000      | Accounts Payable - Trade | 1/25/16  | 288        | CDJ  | BECKSTEDT & ASSOCIATES - Invoice: 1   | 950.00    |            |         |
| 20000      | Accounts Payable - Trade | 1/25/16  | 289        | CDJ  | BECKSTEDT & ASSOCIATES - Invoice: 1   | 1,372.50  |            |         |
| 20000      | Accounts Payable - Trade | 1/25/16  | 290        | CDJ  | BECKSTEDT & ASSOCIATES - Invoice: 1   | 540.00    |            |         |
| 20000      | Accounts Payable - Trade | 1/25/16  | 287        | CDJ  | AMERICAN MEDIATION INSTITUTE - Invc   | 1,397.50  |            |         |
| 20000      | Accounts Payable - Trade | 2/4/16   | 1956       | PJ   | BECKSTEDT & ASSOCIATES                |           | 1,552.50   |         |
| 20000      | Accounts Payable - Trade | 2/4/16   | 1957       | PJ   | BECKSTEDT & ASSOCIATES                |           | 2,518.50   |         |
| 20000      | Accounts Payable - Trade | 2/29/16  | 16-0229-01 | PJ   | KAC357 LLC                            | 524.67    |            |         |
| 20000      | Accounts Payable - Trade | 2/29/16  | 16-0229-02 | PJ   | KAC357 LLC                            |           | 3,640.00   |         |
| 20000      | Accounts Payable - Trade | 3/1/16   | 1976       | PJ   | BECKSTEDT & ASSOCIATES                |           | 11,175.00  |         |
| 20000      | Accounts Payable - Trade | 3/1/16   | 1977       | PJ   | BECKSTEDT & ASSOCIATES                |           | 6,228.00   |         |
| 20000      | Accounts Payable - Trade | 3/1/16   | 167848     | PJ   | DUDLEY TOPPER AND FEUERZEIG LL        |           | 3,280.00   |         |
| 20000      | Accounts Payable - Trade | 3/1/16   | 168038     | PJ   | DUDLEY TOPPER AND FEUERZEIG LL        |           | 6,400.00   |         |
| 20000      | Accounts Payable - Trade | 3/11/16  | 298        | CDJ  | BECKSTEDT & ASSOCIATES - Invoice: 1   | 112.50    |            |         |
| 20000      | Accounts Payable - Trade | 3/11/16  | 298        | CDJ  | BECKSTEDT & ASSOCIATES - Invoice: 1   | 22.50     |            |         |
| 20000      | Accounts Payable - Trade | 3/11/16  | 298        | CDJ  | BECKSTEDT & ASSOCIATES - Invoice: 1   | 1,745.00  |            |         |
| 20000      | Accounts Payable - Trade | 3/11/16  | 298        | CDJ  | BECKSTEDT & ASSOCIATES - Invoice: 1   | 82.00     |            |         |
| 20000      | Accounts Payable - Trade | 3/11/16  | 298        | CDJ  | BECKSTEDT & ASSOCIATES - Invoice: 1   | 135.00    |            |         |
| 20000      | Accounts Payable - Trade | 3/11/16  | 298        | CDJ  | BECKSTEDT & ASSOCIATES - Invoice: 1   | 400.00    |            |         |
| 20000      | Accounts Payable - Trade | 3/11/16  | 298        | CDJ  | BECKSTEDT & ASSOCIATES - Invoice: 1   | 2,518.50  |            |         |
| 20000      | Accounts Payable - Trade | 3/11/16  | 298        | CDJ  | BECKSTEDT & ASSOCIATES - Invoice: 1   | 1,552.50  |            |         |
| 20000      | Accounts Payable - Trade | 3/11/16  | 298        | CDJ  | BECKSTEDT & ASSOCIATES - Invoice: 1   | 2,890.00  |            |         |
| 20000      | Accounts Payable - Trade | 3/11/16  | 298        | CDJ  | BECKSTEDT & ASSOCIATES - Invoice: 1   | 10,855.00 |            |         |
| 20000      | Accounts Payable - Trade | 3/11/16  | 298        | CDJ  | BECKSTEDT & ASSOCIATES - Invoice: 1   | 1,095.00  |            |         |
| 20000      | Accounts Payable - Trade | 4/1/16   | 303        | CDJ  | BECKSTEDT & ASSOCIATES - Invoice: 1   | 11,175.00 |            |         |
| 20000      | Accounts Payable - Trade | 4/1/16   | 303        | CDJ  | BECKSTEDT & ASSOCIATES - Invoice: 1   | 6,228.00  |            |         |
| 20000      | Accounts Payable - Trade | 4/1/16   | 304        | CDJ  | KAC357 LLC - Invoice: 16-0229-02      | 3,640.00  |            |         |
| 20000      | Accounts Payable - Trade | 4/1/16   | 304        | CDJ  | KAC357 LLC - Invoice: 16-0229-01      |           | 524.67     |         |
| 20000      | Accounts Payable - Trade | 4/1/16   | 2010       | PJ   | BECKSTEDT & ASSOCIATES                |           | 1,215.00   |         |
| 20000      | Accounts Payable - Trade | 4/1/16   | 2008       | PJ   | BECKSTEDT & ASSOCIATES                |           | 900.00     |         |
| 20000      | Accounts Payable - Trade | 4/1/16   | 2006       | PJ   | BECKSTEDT & ASSOCIATES                |           | 275.00     |         |
| 20000      | Accounts Payable - Trade | 4/2/16   | 305        | CDJ  | DUDLEY TOPPER AND FEUERZEIG LL -      | 3,280.00  |            |         |
| 20000      | Accounts Payable - Trade | 4/2/16   | 305        | CDJ  | DUDLEY TOPPER AND FEUERZEIG LL -      | 6,400.00  |            |         |
| 20000      | Accounts Payable - Trade | 4/22/16  | 2046       | PJ   | BECKSTEDT & ASSOCIATES                |           | 3,300.00   |         |
| 20000      | Accounts Payable - Trade | 4/22/16  | 2048       | PJ   | BECKSTEDT & ASSOCIATES                |           | 330.00     |         |
| 20000      | Accounts Payable - Trade | 5/11/16  | 307        | CDJ  | BECKSTEDT & ASSOCIATES - Invoice: 2   | 275.00    |            |         |
| 20000      | Accounts Payable - Trade | 5/11/16  | 307        | CDJ  | BECKSTEDT & ASSOCIATES - Invoice: 2   | 1,215.00  |            |         |
| 20000      | Accounts Payable - Trade | 5/11/16  | 307        | CDJ  | BECKSTEDT & ASSOCIATES - Invoice: 2   | 900.00    |            |         |
| 20000      | Accounts Payable - Trade | 6/1/16   | 16-0601    | PJ   | TOPA PROPERTIES                       |           | 765.61     |         |
| 20000      | Accounts Payable - Trade | 6/1/16   | 16-0701    | PJ   | TOPA PROPERTIES                       |           | 741.40     |         |
| 20000      | Accounts Payable - Trade | 6/4/16   | 2093       | PJ   | BECKSTEDT & ASSOCIATES                |           | 925.00     |         |
| 20000      | Accounts Payable - Trade | 6/4/16   | 2095       | PJ   | BECKSTEDT & ASSOCIATES                |           | 315.50     |         |
| 20000      | Accounts Payable - Trade | 6/8/16   | 5          | PJ   | EDGAR D. ROSS                         |           | 36,200.00  |         |
| 20000      | Accounts Payable - Trade | 6/10/16  | 308        | CDJ  | BECKSTEDT & ASSOCIATES - Invoice: 2   | 3,300.00  |            |         |
| 20000      | Accounts Payable - Trade | 6/10/16  | 308        | CDJ  | BECKSTEDT & ASSOCIATES - Invoice: 2   | 330.00    |            |         |
| 20000      | Accounts Payable - Trade | 6/10/16  | 309        | CDJ  | EDGAR D. ROSS - Invoice: 5            | 36,200.00 |            |         |
| 20000      | Accounts Payable - Trade | 6/10/16  | 310        | CDJ  | TOPA PROPERTIES - Invoice: 16-0601    | 765.61    |            |         |
| 20000      | Accounts Payable - Trade | 6/10/16  | 311        | CDJ  | TOPA PROPERTIES - Invoice: 16-0701    | 741.40    |            |         |
| 20000      | Accounts Payable - Trade | 7/8/16   | 2127       | PJ   | BECKSTEDT & ASSOCIATES                |           | 8,496.30   |         |
| 20000      | Accounts Payable - Trade | 7/8/16   | 2129       | PJ   | BECKSTEDT & ASSOCIATES                |           | 395.00     |         |
| 20000      | Accounts Payable - Trade | 7/8/16   | 2130       | PJ   | BECKSTEDT & ASSOCIATES                |           | 100.00     |         |
| 20000      | Accounts Payable - Trade | 7/30/16  | 2159       | PJ   | BECKSTEDT & ASSOCIATES                |           | 75.00      |         |
| 20000      | Accounts Payable - Trade | 7/30/16  | 2160       | PJ   | BECKSTEDT & ASSOCIATES                |           | 2,352.50   |         |
| 20000      | Accounts Payable - Trade | 8/1/16   | 16-0801-01 | PJ   | TOPA PROPERTIES                       |           | 741.40     |         |
| 20000      | Accounts Payable - Trade | 8/9/16   | 316        | CDJ  | TOPA PROPERTIES - Invoice: 16-0801-01 | 741.40    |            |         |
| 20000      | Accounts Payable - Trade | 8/9/16   | 317        | CDJ  | TOPA PROPERTIES - Invoice: 16-0901-01 | 741.40    |            |         |
| 20000      | Accounts Payable - Trade | 8/9/16   | 318        | CDJ  | BECKSTEDT & ASSOCIATES - Invoice: 2   | 100.00    |            |         |
| 20000      | Accounts Payable - Trade | 8/9/16   | 318        | CDJ  | BECKSTEDT & ASSOCIATES - Invoice: 2   | 395.00    |            |         |
| 20000      | Accounts Payable - Trade | 8/9/16   | 318        | CDJ  | BECKSTEDT & ASSOCIATES - Invoice: 2   | 8,496.30  |            |         |
| 20000      | Accounts Payable - Trade | 8/12/16  | 320        | CDJ  | BECKSTEDT & ASSOCIATES - Invoice: 2   | 925.00    |            |         |
| 20000      | Accounts Payable - Trade | 8/12/16  | 320        | CDJ  | BECKSTEDT & ASSOCIATES - Invoice: 2   | 315.50    |            |         |
| 20000      | Accounts Payable - Trade | 8/17/16  | 16-0817-01 | PJ   | SOURCE ACCOUNTING                     |           | 1,550.00   |         |
| 20000      | Accounts Payable - Trade | 8/30/16  | 324        | CDJ  | BECKSTEDT & ASSOCIATES - Invoice: 2   | 2,352.50  |            |         |
| 20000      | Accounts Payable - Trade | 8/30/16  | 324        | CDJ  | BECKSTEDT & ASSOCIATES - Invoice: 2   | 75.00     |            |         |
| 20000      | Accounts Payable - Trade | 8/30/16  | 325        | CDJ  | SOURCE ACCOUNTING - Invoice: 16-081   | 1,550.00  |            |         |
| 20000      | Accounts Payable - Trade | 9/1/16   | 16-0901-01 | PJ   | TOPA PROPERTIES                       |           | 741.40     |         |
| 20000      | Accounts Payable - Trade | 9/8/16   | 2193       | PJ   | BECKSTEDT & ASSOCIATES                |           | 495.00     |         |
| 20000      | Accounts Payable - Trade | 10/1/16  | 16-1001-01 | PJ   | TOPA PROPERTIES                       |           | 741.40     |         |
| 20000      | Accounts Payable - Trade | 10/7/16  | 327        | CDJ  | BECKSTEDT & ASSOCIATES - Invoice: 2   | 495.00    |            |         |
| 20000      | Accounts Payable - Trade | 10/7/16  | 328        | CDJ  | TOPA PROPERTIES - Invoice: 16-1001-01 | 741.40    |            |         |
| 20000      | Accounts Payable - Trade | 10/7/16  | 328        | CDJ  | TOPA PROPERTIES - Invoice: 16-1201-01 | 741.40    |            |         |
| 20000      | Accounts Payable - Trade | 10/7/16  | 328        | CDJ  | TOPA PROPERTIES - Invoice: 16-1101-01 | 741.40    |            |         |
| 20000      | Accounts Payable - Trade | 10/27/16 | 16-1027-01 | PJ   | V.I. EMPLOYMENT SECURITY AGENC        |           | 1,273.38   |         |
| 20000      | Accounts Payable - Trade | 10/31/16 | 2016-01    | PJ   | LEWIS CONSULTING LLC                  |           | 3,800.00   |         |
| 20000      | Accounts Payable - Trade | 11/1/16  | 16-1101-01 | PJ   | TOPA PROPERTIES                       |           | 741.40     |         |
| 20000      | Accounts Payable - Trade | 11/3/16  | 329        | CDJ  | V.I. EMPLOYMENT SECURITY AGENC - I    | 1,273.38  |            |         |
| 20000      | Accounts Payable - Trade | 11/3/16  | 2258       | PJ   | BECKSTEDT & ASSOCIATES                |           | 1,192.50   |         |

| Account ID | Account Description           | Date            | Reference  | Jrnl | Trans Description                    | Debit Amt  | Credit Amt | Balance               |
|------------|-------------------------------|-----------------|------------|------|--------------------------------------|------------|------------|-----------------------|
| 20000      | Accounts Payable - Trade      | 11/23/16        | 331        | CDJ  | LEWIS CONSULTING LLC - Invoice: 2016 | 3,800.00   |            |                       |
| 20000      | Accounts Payable - Trade      | 11/30/16        | 2016-02    | PJ   | LEWIS CONSULTING LLC                 |            | 5,000.00   |                       |
| 20000      | Accounts Payable - Trade      | 11/30/16        | 16-1130    | PJ   | V.I. EMPLOYMENT SECURITY AGENC       |            | 24,930.39  |                       |
| 20000      | Accounts Payable - Trade      | 12/1/16         | 16-1201-01 | PJ   | TOPA PROPERTIES                      |            | 741.40     |                       |
| 20000      | Accounts Payable - Trade      | 12/4/16         | 2276       | PJ   | BECKSTEDT & ASSOCIATES               |            | 1,437.50   |                       |
| 20000      | Accounts Payable - Trade      | 12/6/16         | 330        | CDJ  | V.I. EMPLOYMENT SECURITY AGENC - I   | 24,930.39  |            |                       |
| 20000      | Accounts Payable - Trade      | 12/6/16         | 333        | CDJ  | LEWIS CONSULTING LLC - Invoice: 2016 | 5,000.00   |            |                       |
| 20000      | Accounts Payable - Trade      | 12/6/16         | 334        | CDJ  | BECKSTEDT & ASSOCIATES - Invoice: 2  | 1,192.50   |            |                       |
| 20000      | Accounts Payable - Trade      |                 |            |      | Change                               | 155,250.25 | 152,427.75 | 2,822.50              |
|            |                               | <b>12/31/16</b> |            |      | <b>Ending Balance</b>                |            |            | <b>-1,437.50</b>      |
| 23000      | Accrued Expenses              | 1/1/16          |            |      | Beginning Balance                    |            |            | -53,300.00            |
| 23000      | Accrued Expenses              | 1/5/16          | 283        | GENJ | EDGAR ROSS (INV #4 MASTER FEES)      | 43,300.00  |            |                       |
| 23000      | Accrued Expenses              |                 |            |      | Change                               | 43,300.00  |            | 43,300.00             |
|            |                               | <b>12/31/16</b> |            |      | <b>Ending Balance</b>                |            |            | <b>-10,000.00</b>     |
| 28600      | Pship Claims Reserve Clearing | 1/1/16          |            |      | Beginning Balance                    |            |            |                       |
| 28600      | Pship Claims Reserve Clearing | 1/25/16         | 285        | GENJ | CRMVI LLC INV 4783 PD BY CRA FOR S   | 5,088.97   |            |                       |
| 28600      | Pship Claims Reserve Clearing | 1/25/16         | 286        | GENJ | CRMVI LLC INV 4984 PD BY CRA FOR S   | 5,812.54   |            |                       |
| 28600      | Pship Claims Reserve Clearing | 1/25/16         | 291        | GENJ | UNITED CORP 12/31/15 AP BAL PD BY C  | 65,294.61  |            |                       |
| 28600      | Pship Claims Reserve Clearing | 2/8/16          | CRA293     | GENJ | US CUSTOMS (STT PENALTY RE SHPT I    | 2,250.00   |            |                       |
| 28600      | Pship Claims Reserve Clearing | 2/29/16         | 16-0229-02 | PJ   | KAC357 LLC - PSHIP GIFT CERTS REDE   | 3,640.00   |            |                       |
| 28600      | Pship Claims Reserve Clearing | 3/9/16          | 297        | GENJ | UNITED CORP 2/29/16 AP BAL PD BY CF  | 66,559.67  |            |                       |
| 28600      | Pship Claims Reserve Clearing | 3/11/16         | 299        | GENJ | WE ARE WINE LLC PMT BY CRA FOR S1    | 2,704.79   |            |                       |
| 28600      | Pship Claims Reserve Clearing | 4/1/16          | 302        | GENJ | UNITED CORP BAL DUE 3/31 AP AGING    | 41,320.75  |            |                       |
| 28600      | Pship Claims Reserve Clearing | 4/22/16         | JE22       | GENJ | LUTHERAN FAM SVCS REC'D BY UNITE     | 1,246.21   |            |                       |
| 28600      | Pship Claims Reserve Clearing | 6/10/16         | 312        | CDJ  | UNITED CORPORATION - UNITED EAST     | 65,653.79  |            |                       |
| 28600      | Pship Claims Reserve Clearing | 8/9/16          | 319        | CDJ  | UNITED CORPORATION - JONES V UNIT    | 50,000.00  |            |                       |
| 28600      | Pship Claims Reserve Clearing | 8/12/16         | 321        | CDJ  | UNITED CORPORATION - JUNE & JULY 1   | 71,280.75  |            |                       |
| 28600      | Pship Claims Reserve Clearing | 8/30/16         | 322        | CDJ  | UNITED CORPORATION                   | 40.00      |            |                       |
| 28600      | Pship Claims Reserve Clearing | 10/7/16         | 326        | CDJ  | UNITED CORPORATION - PAID 9/30/16 A  | 60,904.49  |            |                       |
| 28600      | Pship Claims Reserve Clearing | 11/23/16        | 332        | CDJ  | UNITED CORPORATION - AP BALANCE /    | 27,124.12  |            |                       |
| 28600      | Pship Claims Reserve Clearing |                 |            |      | Change                               | 468,920.69 |            | 468,920.69            |
|            |                               | <b>12/31/16</b> |            |      | <b>Ending Balance</b>                |            |            | <b>468,920.69</b>     |
| 30000      | Common Stock                  | 1/1/16          |            |      | Beginning Balance                    |            |            | -200,000.00           |
|            |                               | <b>12/31/16</b> |            |      | <b>Ending Balance</b>                |            |            | <b>-200,000.00</b>    |
| 31000      | Additional Paid-In Capital    | 1/1/16          |            |      | Beginning Balance                    |            |            | -12,454,539.26        |
|            |                               | <b>12/31/16</b> |            |      | <b>Ending Balance</b>                |            |            | <b>-12,454,539.26</b> |
| 32000      | Less Cost of Treasury Stock   | 1/1/16          |            |      | Beginning Balance                    |            |            | 400,000.00            |
|            |                               | <b>12/31/16</b> |            |      | <b>Ending Balance</b>                |            |            | <b>400,000.00</b>     |
| 33000      | Dividend Distributions        | 1/1/16          |            |      | Beginning Balance                    |            |            |                       |
| 33000      | Dividend Distributions        | 4/1/16          | 300        | GENJ | YUSUF - 2015 PTR TAX DISTR           | 282,266.73 |            |                       |
| 33000      | Dividend Distributions        | 4/1/16          | 301        | GENJ | HAMED - 2015 PTR TAX DISTR           | 282,266.73 |            |                       |
| 33000      | Dividend Distributions        | 4/22/16         | JE22       | GENJ | LUTHERAN FAM RECOVERY REVERSE        |            | 1,246.21   |                       |
| 33000      | Dividend Distributions        |                 |            |      | Change                               | 564,533.46 | 1,246.21   | 563,287.25            |
|            |                               | <b>12/31/16</b> |            |      | <b>Ending Balance</b>                |            |            | <b>563,287.25</b>     |
| 39000      | Retained Earnings             | 1/1/16          |            |      | Beginning Balance                    |            |            | 2,339,523.52          |
|            |                               | <b>12/31/16</b> |            |      | <b>Ending Balance</b>                |            |            | <b>2,339,523.52</b>   |
| 60000      | Accounting Fees               | 1/1/16          |            |      | Beginning Balance                    |            |            |                       |
| 60000      | Accounting Fees               | 8/17/16         | 16-0817-01 | PJ   | SOURCE ACCOUNTING - 2015 PLAZA P     | 1,550.00   |            |                       |
| 60000      | Accounting Fees               |                 |            |      | Change                               | 1,550.00   |            | 1,550.00              |
|            |                               | <b>12/31/16</b> |            |      | <b>Ending Balance</b>                |            |            | <b>1,550.00</b>       |
| 60800      | Bank Charges                  | 1/1/16          |            |      | Beginning Balance                    |            |            |                       |
| 60800      | Bank Charges                  | 1/31/16         | JE31       | GENJ | BANCO 9075 SVC FEE                   | 20.00      |            |                       |
| 60800      | Bank Charges                  | 2/29/16         | JE29       | GENJ | BANCO 9075 SVC FEE                   | 20.00      |            |                       |
| 60800      | Bank Charges                  | 3/31/16         | JE31       | GENJ | BANCO 9075 SVC CHARGE                | 20.00      |            |                       |
| 60800      | Bank Charges                  | 4/30/16         | JE30       | GENJ | BANCO 9075 SVC CHARGE                | 20.00      |            |                       |
| 60800      | Bank Charges                  | 5/31/16         | JE31       | GENJ | SVC CHARGES                          | 20.00      |            |                       |
| 60800      | Bank Charges                  | 6/30/16         | JE30       | GENJ | SVC CHARGES                          | 20.00      |            |                       |
| 60800      | Bank Charges                  | 7/31/16         | JE31       | GENJ | BANCO 9075 SVC FEE                   | 20.00      |            |                       |
| 60800      | Bank Charges                  | 8/31/16         | JE31       | GENJ | STD MONTHLY BK FEE                   | 20.00      |            |                       |
| 60800      | Bank Charges                  | 9/30/16         | JE30       | GENJ | STD MONTHLY BANK FEE                 | 20.00      |            |                       |
| 60800      | Bank Charges                  | 10/31/16        | JE30       | GENJ | SVC CHARGES                          | 20.00      |            |                       |
| 60800      | Bank Charges                  | 11/30/16        | JE30       | GENJ | BANCO SVC CHG                        | 20.00      |            |                       |
| 60800      | Bank Charges                  | 12/31/16        | JE31       | GENJ | BANCO FEE                            | 20.00      |            |                       |
| 60800      | Bank Charges                  |                 |            |      | Change                               | 240.00     |            | 240.00                |
|            |                               | <b>12/31/16</b> |            |      | <b>Ending Balance</b>                |            |            | <b>240.00</b>         |
| 61300      | Contract Labor Expense        | 1/1/16          |            |      | Beginning Balance                    |            |            |                       |
| 61300      | Contract Labor Expense        | 6/8/16          | 5          | PJ   | EDGAR D. ROSS - JAN 5 - JUN 6, 2016  | 36,200.00  |            |                       |
| 61300      | Contract Labor Expense        | 10/31/16        | 2016-01    | PJ   | LEWIS CONSULTING LLC - NEGOTIATE     | 3,800.00   |            |                       |
| 61300      | Contract Labor Expense        | 11/30/16        | 2016-02    | PJ   | LEWIS CONSULTING LLC - VIESA CONS    | 5,000.00   |            |                       |
| 61300      | Contract Labor Expense        |                 |            |      | Change                               | 45,000.00  |            | 45,000.00             |
|            |                               | <b>12/31/16</b> |            |      | <b>Ending Balance</b>                |            |            | <b>45,000.00</b>      |
| 63000      | Insurance - Emp Health        | 1/1/16          |            |      | Beginning Balance                    |            |            |                       |
| 63000      | Insurance - Emp Health        | 8/30/16         | 323        | CDJ  | LINDA ESPRIT - SETTLE MASA DEDUCT    | 397.61     |            |                       |
| 63000      | Insurance - Emp Health        |                 |            |      | Change                               | 397.61     |            | 397.61                |
|            |                               | <b>12/31/16</b> |            |      | <b>Ending Balance</b>                |            |            | <b>397.61</b>         |
| 63200      | Insurance - Gen Liability     | 1/1/16          |            |      | Beginning Balance                    |            |            |                       |
| 63200      | Insurance - Gen Liability     | 1/28/16         | JE28       | GENJ | EXPENSE NOMINAL PREPAID INSUR RE     | 0.40       |            |                       |
| 63200      | Insurance - Gen Liability     |                 |            |      | Change                               | 0.40       |            | 0.40                  |
|            |                               | <b>12/31/16</b> |            |      | <b>Ending Balance</b>                |            |            | <b>0.40</b>           |

| Account ID | Account Description          | Date            | Reference  | Jrnl | Trans Description                  | Debit Amt | Credit Amt | Balance          |
|------------|------------------------------|-----------------|------------|------|------------------------------------|-----------|------------|------------------|
| 64500      | Legal Fees Expense           | 1/1/16          |            |      | Beginning Balance                  |           |            |                  |
| 64500      | Legal Fees Expense           | 1/1/16          | 1932       | PJ   | BECKSTEDT & ASSOCIATES - HIPPOLY   | 135.00    |            |                  |
| 64500      | Legal Fees Expense           | 1/1/16          | 1934       | PJ   | BECKSTEDT & ASSOCIATES - SANTIAGI  | 112.50    |            |                  |
| 64500      | Legal Fees Expense           | 1/1/16          | 1935       | PJ   | BECKSTEDT & ASSOCIATES - HIPPOLY   | 22.50     |            |                  |
| 64500      | Legal Fees Expense           | 1/1/16          | 1936       | PJ   | BECKSTEDT & ASSOCIATES - JONES, JI | 1,745.00  |            |                  |
| 64500      | Legal Fees Expense           | 1/1/16          | 1937       | PJ   | BECKSTEDT & ASSOCIATES - MATTHEV   | 82.00     |            |                  |
| 64500      | Legal Fees Expense           | 1/1/16          | 1763       | PJ   | BECKSTEDT & ASSOCIATES - MATTHEV   | 400.00    |            |                  |
| 64500      | Legal Fees Expense           | 1/1/16          | 1762       | PJ   | BECKSTEDT & ASSOCIATES - JONES, JI | 1,095.00  |            |                  |
| 64500      | Legal Fees Expense           | 1/1/16          | 1761       | PJ   | BECKSTEDT & ASSOCIATES - HIPPOLY   | 2,890.00  |            |                  |
| 64500      | Legal Fees Expense           | 1/1/16          | 1759       | PJ   | BECKSTEDT & ASSOCIATES - SANTIAGI  | 10,855.00 |            |                  |
| 64500      | Legal Fees Expense           | 2/4/16          | 1956       | PJ   | BECKSTEDT & ASSOCIATES - SANTIAGI  | 1,552.50  |            |                  |
| 64500      | Legal Fees Expense           | 2/4/16          | 1957       | PJ   | BECKSTEDT & ASSOCIATES - JONES, JI | 2,518.50  |            |                  |
| 64500      | Legal Fees Expense           | 3/1/16          | 1976       | PJ   | BECKSTEDT & ASSOCIATES - SANTIAGI  | 11,175.00 |            |                  |
| 64500      | Legal Fees Expense           | 3/1/16          | 1977       | PJ   | BECKSTEDT & ASSOCIATES - JONES, JI | 6,228.00  |            |                  |
| 64500      | Legal Fees Expense           | 3/1/16          | 167848     | PJ   | DUDLEY TOPPER AND FEUERZEIG LL -   | 3,280.00  |            |                  |
| 64500      | Legal Fees Expense           | 3/1/16          | 168038     | PJ   | DUDLEY TOPPER AND FEUERZEIG LL -   | 6,400.00  |            |                  |
| 64500      | Legal Fees Expense           | 4/1/16          | 2010       | PJ   | BECKSTEDT & ASSOCIATES - U/JONES,  | 1,215.00  |            |                  |
| 64500      | Legal Fees Expense           | 4/1/16          | 2008       | PJ   | BECKSTEDT & ASSOCIATES - U/SANTIA  | 900.00    |            |                  |
| 64500      | Legal Fees Expense           | 4/1/16          | 2006       | PJ   | BECKSTEDT & ASSOCIATES - U/GENER   | 275.00    |            |                  |
| 64500      | Legal Fees Expense           | 4/22/16         | 2046       | PJ   | BECKSTEDT & ASSOCIATES - U/SANTIA  | 3,300.00  |            |                  |
| 64500      | Legal Fees Expense           | 4/22/16         | 2048       | PJ   | BECKSTEDT & ASSOCIATES - Y/JONES,  | 330.00    |            |                  |
| 64500      | Legal Fees Expense           | 6/4/16          | 2093       | PJ   | BECKSTEDT & ASSOCIATES - U/SANTIA  | 925.00    |            |                  |
| 64500      | Legal Fees Expense           | 6/4/16          | 2095       | PJ   | BECKSTEDT & ASSOCIATES - U/JONES,  | 315.50    |            |                  |
| 64500      | Legal Fees Expense           | 7/8/16          | 2127       | PJ   | BECKSTEDT & ASSOCIATES - U/SANTIA  | 8,496.30  |            |                  |
| 64500      | Legal Fees Expense           | 7/8/16          | 2129       | PJ   | BECKSTEDT & ASSOCIATES - U/JONES,  | 395.00    |            |                  |
| 64500      | Legal Fees Expense           | 7/8/16          | 2130       | PJ   | BECKSTEDT & ASSOCIATES - U/VELASC  | 100.00    |            |                  |
| 64500      | Legal Fees Expense           | 7/30/16         | 2159       | PJ   | BECKSTEDT & ASSOCIATES - U/SANTIA  | 75.00     |            |                  |
| 64500      | Legal Fees Expense           | 7/30/16         | 2160       | PJ   | BECKSTEDT & ASSOCIATES - U/JONES,  | 2,352.50  |            |                  |
| 64500      | Legal Fees Expense           | 9/8/16          | 2193       | PJ   | BECKSTEDT & ASSOCIATES - U/JONES,  | 495.00    |            |                  |
| 64500      | Legal Fees Expense           | 11/3/16         | 2258       | PJ   | BECKSTEDT & ASSOCIATES - U/SANTIA  | 1,192.50  |            |                  |
| 64500      | Legal Fees Expense           | 12/4/16         | 2276       | PJ   | BECKSTEDT & ASSOCIATES - U/SANTIA  | 1,437.50  |            |                  |
| 64500      | Legal Fees Expense           |                 |            |      | Change                             | 70,295.30 |            | 70,295.30        |
|            |                              | <b>12/31/16</b> |            |      | <b>Ending Balance</b>              |           |            | <b>70,295.30</b> |
| 66400      | Rent Expense - Other         | 1/1/16          |            |      | Beginning Balance                  |           |            |                  |
| 66400      | Rent Expense - Other         | 1/5/16          | 284        | GENJ | TOPA PROPERTIES (JAN RENT)         | 733.33    |            |                  |
| 66400      | Rent Expense - Other         | 2/8/16          | CRA294     | GENJ | TOPA PROPERTIES (PSHIP DOC STORA   | 733.33    |            |                  |
| 66400      | Rent Expense - Other         | 3/9/16          | 295        | GENJ | TOPA PROPERTIES MAR 2016 RENT      | 733.33    |            |                  |
| 66400      | Rent Expense - Other         | 3/9/16          | 296        | GENJ | TOPA PROPERTIES APR 2016 RENT      | 733.33    |            |                  |
| 66400      | Rent Expense - Other         | 5/11/16         | 306        | GENJ | TOPA PROPERTIES - DOC WHSE (MAY)   | 733.33    |            |                  |
| 66400      | Rent Expense - Other         | 6/1/16          | 16-0601    | PJ   | TOPA PROPERTIES - STORAGE UNIT FC  | 765.61    |            |                  |
| 66400      | Rent Expense - Other         | 6/1/16          | 16-0701    | PJ   | TOPA PROPERTIES - JULY STORAGE IN  | 741.40    |            |                  |
| 66400      | Rent Expense - Other         | 8/1/16          | 16-0801-01 | PJ   | TOPA PROPERTIES - August Rent      | 741.40    |            |                  |
| 66400      | Rent Expense - Other         | 9/1/16          | 16-0901-01 | PJ   | TOPA PROPERTIES - SEPTEMBER REN    | 741.40    |            |                  |
| 66400      | Rent Expense - Other         | 10/1/16         | 16-1001-01 | PJ   | TOPA PROPERTIES - OCTOBER RENT     | 741.40    |            |                  |
| 66400      | Rent Expense - Other         | 11/1/16         | 16-1101-01 | PJ   | TOPA PROPERTIES - NOV RENT         | 741.40    |            |                  |
| 66400      | Rent Expense - Other         | 12/1/16         | 16-1201-01 | PJ   | TOPA PROPERTIES - DEC RENT         | 741.40    |            |                  |
| 66400      | Rent Expense - Other         |                 |            |      | Change                             | 8,880.66  |            | 8,880.66         |
|            |                              | <b>12/31/16</b> |            |      | <b>Ending Balance</b>              |           |            | <b>8,880.66</b>  |
| 67400      | Taxes - Empr FUTA Expense    | 1/1/16          |            |      | Beginning Balance                  |           |            |                  |
| 67400      | Taxes - Empr FUTA Expense    | 5/11/16         | SJ11       | GENJ | IRS REFUND RE 2012 FORM 940        |           | 9,935.49   |                  |
| 67400      | Taxes - Empr FUTA Expense    |                 |            |      | Change                             |           | 9,935.49   | -9,935.49        |
|            |                              | <b>12/31/16</b> |            |      | <b>Ending Balance</b>              |           |            | <b>-9,935.49</b> |
| 67500      | Taxes - Empr VI Unemp        | 1/1/16          |            |      | Beginning Balance                  |           |            |                  |
| 67500      | Taxes - Empr VI Unemp        | 6/10/16         | 313        | CDJ  | V.I. EMPLOYMENT SECURITY AGENC - \ | 12,082.65 |            |                  |
| 67500      | Taxes - Empr VI Unemp        | 6/10/16         | 314        | CDJ  | V.I. EMPLOYMENT SECURITY AGENC - \ | 240.00    |            |                  |
| 67500      | Taxes - Empr VI Unemp        | 6/10/16         | 315        | CDJ  | V.I. EMPLOYMENT SECURITY AGENC - \ | 725.00    |            |                  |
| 67500      | Taxes - Empr VI Unemp        | 10/27/16        | 16-1027-01 | PJ   | V.I. EMPLOYMENT SECURITY AGENC - F | 1,273.38  |            |                  |
| 67500      | Taxes - Empr VI Unemp        | 11/30/16        | 16-1130    | PJ   | V.I. EMPLOYMENT SECURITY AGENC - ( | 24,930.39 |            |                  |
| 67500      | Taxes - Empr VI Unemp        |                 |            |      | Change                             | 39,251.42 |            | 39,251.42        |
|            |                              | <b>12/31/16</b> |            |      | <b>Ending Balance</b>              |           |            | <b>39,251.42</b> |
| 80000      | Other Income (Expense)       | 1/1/16          |            |      | Beginning Balance                  |           |            |                  |
| 80000      | Other Income (Expense)       | 9/30/16         | JE30       | GENJ | VOID CK 227 THAT GALLOW'S BAY BAK  |           | 65.72      |                  |
| 80000      | Other Income (Expense)       | 12/31/16        | JE31       | GENJ | CLR STALE DATED CHECKS IN CLOSED   |           | 4,846.12   |                  |
| 80000      | Other Income (Expense)       |                 |            |      | Change                             |           | 4,911.84   | -4,911.84        |
|            |                              | <b>12/31/16</b> |            |      | <b>Ending Balance</b>              |           |            | <b>-4,911.84</b> |
| 80100      | Interest Income - Taxable    | 1/1/16          |            |      | Beginning Balance                  |           |            |                  |
| 80100      | Interest Income - Taxable    | 5/11/16         | SJ11       | GENJ | IRS REFUND RE 2012 FORM 940        |           | 249.05     |                  |
| 80100      | Interest Income - Taxable    |                 |            |      | Change                             |           | 249.05     | -249.05          |
|            |                              | <b>12/31/16</b> |            |      | <b>Ending Balance</b>              |           |            | <b>-249.05</b>   |
| 80150      | Interest Income - Nontaxable | 1/1/16          |            |      | Beginning Balance                  |           |            |                  |
| 80150      | Interest Income - Nontaxable | 1/31/16         | SJE03      | GENJ | POST BPPR NET MONTHLY ACTIVITY     |           | 20,000.00  |                  |
| 80150      | Interest Income - Nontaxable | 2/1/16          | SJE03      | GENJ | POST BPPR NET MONTHLY ACTIVITY     | 20,000.00 |            |                  |
| 80150      | Interest Income - Nontaxable | 2/29/16         | SJE03      | GENJ | POST BPPR NET MONTHLY ACTIVITY     |           | 36,250.00  |                  |
| 80150      | Interest Income - Nontaxable | 3/1/16          | SJE03      | GENJ | POST BPPR NET MONTHLY ACTIVITY     | 36,250.00 |            |                  |
| 80150      | Interest Income - Nontaxable | 3/31/16         | SJE03      | GENJ | POST BPPR NET MONTHLY ACTIVITY     |           | 43,343.75  |                  |
| 80150      | Interest Income - Nontaxable | 4/1/16          | SJE03      | GENJ | POST BPPR NET MONTHLY ACTIVITY     | 43,343.75 |            |                  |
| 80150      | Interest Income - Nontaxable | 4/30/16         | SJE03      | GENJ | POST BPPR NET MONTHLY ACTIVITY     |           | 48,968.75  |                  |
| 80150      | Interest Income - Nontaxable | 5/1/16          | SJE03      | GENJ | POST BPPR NET MONTHLY ACTIVITY     | 48,968.75 |            |                  |
| 80150      | Interest Income - Nontaxable | 5/31/16         | SJE103     | GENJ | POST BPPR NET MONTHLY ACTIVITY     |           | 65,218.75  |                  |

| Account ID | Account Description           | Date            | Reference | Jrnl | Trans Description              | Debit Amt  | Credit Amt   | Balance            |
|------------|-------------------------------|-----------------|-----------|------|--------------------------------|------------|--------------|--------------------|
| 80150      | Interest Income - Nontaxable  | 6/1/16          | SJE103    | GENJ | POST BPPR NET MONTHLY ACTIVITY | 65,218.75  |              |                    |
| 80150      | Interest Income - Nontaxable  | 6/30/16         | SJE103    | GENJ | POST BPPR NET MONTHLY ACTIVITY |            | 88,968.75    |                    |
| 80150      | Interest Income - Nontaxable  | 7/1/16          | SJE103    | GENJ | POST BPPR NET MONTHLY ACTIVITY | 88,968.75  |              |                    |
| 80150      | Interest Income - Nontaxable  | 7/31/16         | XJE103    | GENJ | POST BPPR NET MONTHLY ACTIVITY |            | 103,343.75   |                    |
| 80150      | Interest Income - Nontaxable  | 8/1/16          | XJE103    | GENJ | POST BPPR NET MONTHLY ACTIVITY | 103,343.75 |              |                    |
| 80150      | Interest Income - Nontaxable  | 8/31/16         | XJE103    | GENJ | POST BPPR NET MONTHLY ACTIVITY |            | 122,687.50   |                    |
| 80150      | Interest Income - Nontaxable  | 9/1/16          | XJE103    | GENJ | POST BPPR NET MONTHLY ACTIVITY | 122,687.50 |              |                    |
| 80150      | Interest Income - Nontaxable  | 9/30/16         | XJE103    | GENJ | POST BPPR NET MONTHLY ACTIVITY |            | 130,562.50   |                    |
| 80150      | Interest Income - Nontaxable  | 10/1/16         | XJE103    | GENJ | POST BPPR NET MONTHLY ACTIVITY | 130,562.50 |              |                    |
| 80150      | Interest Income - Nontaxable  | 10/31/16        | XJE103    | GENJ | POST BPPR NET MONTHLY ACTIVITY |            | 140,968.06   |                    |
| 80150      | Interest Income - Nontaxable  | 11/1/16         | XJE103    | GENJ | POST BPPR NET MONTHLY ACTIVITY | 140,968.06 |              |                    |
| 80150      | Interest Income - Nontaxable  | 11/30/16        | XJE103    | GENJ | POST BPPR NET MONTHLY ACTIVITY |            | 153,280.56   |                    |
| 80150      | Interest Income - Nontaxable  | 12/1/16         | XJE103    | GENJ | POST BPPR NET MONTHLY ACTIVITY | 153,280.56 |              |                    |
| 80150      | Interest Income - Nontaxable  | 12/31/16        | XJE103    | GENJ | POST BPPR NET MONTHLY ACTIVITY |            | 178,159.03   |                    |
| 80150      | Interest Income - Nontaxable  |                 |           |      | Change                         | 953,592.37 | 1,131,751.40 | -178,159.03        |
|            |                               | <b>12/31/16</b> |           |      | <b>Ending Balance</b>          |            |              | <b>-178,159.03</b> |
| 80200      | Dividend Income               | 1/1/16          |           |      | Beginning Balance              |            |              |                    |
| 80200      | Dividend Income               | 1/31/16         | SJE03     | GENJ | POST BPPR NET MONTHLY ACTIVITY |            | 1.15         |                    |
| 80200      | Dividend Income               | 2/1/16          | SJE03     | GENJ | POST BPPR NET MONTHLY ACTIVITY | 1.15       |              |                    |
| 80200      | Dividend Income               | 2/29/16         | SJE03     | GENJ | POST BPPR NET MONTHLY ACTIVITY |            | 2.31         |                    |
| 80200      | Dividend Income               | 3/1/16          | SJE03     | GENJ | POST BPPR NET MONTHLY ACTIVITY | 2.31       |              |                    |
| 80200      | Dividend Income               | 3/31/16         | SJE03     | GENJ | POST BPPR NET MONTHLY ACTIVITY |            | 18,399.44    |                    |
| 80200      | Dividend Income               | 4/1/16          | SJE03     | GENJ | POST BPPR NET MONTHLY ACTIVITY | 18,399.44  |              |                    |
| 80200      | Dividend Income               | 4/30/16         | SJE03     | GENJ | POST BPPR NET MONTHLY ACTIVITY |            | 18,400.86    |                    |
| 80200      | Dividend Income               | 5/1/16          | SJE03     | GENJ | POST BPPR NET MONTHLY ACTIVITY | 18,400.86  |              |                    |
| 80200      | Dividend Income               | 5/31/16         | SJE103    | GENJ | POST BPPR NET MONTHLY ACTIVITY |            | 18,402.37    |                    |
| 80200      | Dividend Income               | 6/1/16          | SJE103    | GENJ | POST BPPR NET MONTHLY ACTIVITY | 18,402.37  |              |                    |
| 80200      | Dividend Income               | 6/30/16         | SJE103    | GENJ | POST BPPR NET MONTHLY ACTIVITY |            | 42,096.21    |                    |
| 80200      | Dividend Income               | 7/1/16          | SJE103    | GENJ | POST BPPR NET MONTHLY ACTIVITY | 42,096.21  |              |                    |
| 80200      | Dividend Income               | 7/31/16         | XJE103    | GENJ | POST BPPR NET MONTHLY ACTIVITY |            | 42,097.99    |                    |
| 80200      | Dividend Income               | 8/1/16          | XJE103    | GENJ | POST BPPR NET MONTHLY ACTIVITY | 42,097.99  |              |                    |
| 80200      | Dividend Income               | 8/31/16         | XJE103    | GENJ | POST BPPR NET MONTHLY ACTIVITY |            | 42,100.90    |                    |
| 80200      | Dividend Income               | 9/1/16          | XJE103    | GENJ | POST BPPR NET MONTHLY ACTIVITY | 42,100.90  |              |                    |
| 80200      | Dividend Income               | 9/30/16         | XJE103    | GENJ | POST BPPR NET MONTHLY ACTIVITY |            | 55,973.10    |                    |
| 80200      | Dividend Income               | 10/1/16         | XJE103    | GENJ | POST BPPR NET MONTHLY ACTIVITY | 55,973.10  |              |                    |
| 80200      | Dividend Income               | 10/31/16        | XJE103    | GENJ | POST BPPR NET MONTHLY ACTIVITY |            | 55,974.25    |                    |
| 80200      | Dividend Income               | 11/1/16         | XJE103    | GENJ | POST BPPR NET MONTHLY ACTIVITY | 55,974.25  |              |                    |
| 80200      | Dividend Income               | 11/30/16        | XJE103    | GENJ | POST BPPR NET MONTHLY ACTIVITY |            | 55,975.77    |                    |
| 80200      | Dividend Income               | 12/1/16         | XJE103    | GENJ | POST BPPR NET MONTHLY ACTIVITY | 55,975.77  |              |                    |
| 80200      | Dividend Income               | 12/31/16        | XJE103    | GENJ | POST BPPR NET MONTHLY ACTIVITY |            | 82,308.09    |                    |
| 80200      | Dividend Income               |                 |           |      | Change                         | 349,424.35 | 431,732.44   | -82,308.09         |
|            |                               | <b>12/31/16</b> |           |      | <b>Ending Balance</b>          |            |              | <b>-82,308.09</b>  |
| 80800      | Broker & Account Mgt Fees     | 1/1/16          |           |      | Beginning Balance              |            |              |                    |
| 80800      | Broker & Account Mgt Fees     | 1/31/16         | SJE03     | GENJ | POST BPPR NET MONTHLY ACTIVITY | 12,774.99  |              |                    |
| 80800      | Broker & Account Mgt Fees     | 2/1/16          | SJE03     | GENJ | POST BPPR NET MONTHLY ACTIVITY |            | 12,774.99    |                    |
| 80800      | Broker & Account Mgt Fees     | 2/29/16         | SJE03     | GENJ | POST BPPR NET MONTHLY ACTIVITY | 12,774.99  |              |                    |
| 80800      | Broker & Account Mgt Fees     | 3/1/16          | SJE03     | GENJ | POST BPPR NET MONTHLY ACTIVITY |            | 12,774.99    |                    |
| 80800      | Broker & Account Mgt Fees     | 3/31/16         | SJE03     | GENJ | POST BPPR NET MONTHLY ACTIVITY | 12,774.99  |              |                    |
| 80800      | Broker & Account Mgt Fees     | 4/1/16          | SJE03     | GENJ | POST BPPR NET MONTHLY ACTIVITY |            | 12,774.99    |                    |
| 80800      | Broker & Account Mgt Fees     | 4/30/16         | SJE03     | GENJ | POST BPPR NET MONTHLY ACTIVITY | 25,734.04  |              |                    |
| 80800      | Broker & Account Mgt Fees     | 5/1/16          | SJE03     | GENJ | POST BPPR NET MONTHLY ACTIVITY |            | 25,734.04    |                    |
| 80800      | Broker & Account Mgt Fees     | 5/31/16         | SJE103    | GENJ | POST BPPR NET MONTHLY ACTIVITY | 25,734.04  |              |                    |
| 80800      | Broker & Account Mgt Fees     | 6/1/16          | SJE103    | GENJ | POST BPPR NET MONTHLY ACTIVITY |            | 25,734.04    |                    |
| 80800      | Broker & Account Mgt Fees     | 6/30/16         | SJE103    | GENJ | POST BPPR NET MONTHLY ACTIVITY | 25,734.04  |              |                    |
| 80800      | Broker & Account Mgt Fees     | 7/1/16          | SJE103    | GENJ | POST BPPR NET MONTHLY ACTIVITY |            | 25,734.04    |                    |
| 80800      | Broker & Account Mgt Fees     | 7/31/16         | XJE103    | GENJ | POST BPPR NET MONTHLY ACTIVITY | 39,031.37  |              |                    |
| 80800      | Broker & Account Mgt Fees     | 8/1/16          | XJE103    | GENJ | POST BPPR NET MONTHLY ACTIVITY | 39,031.37  |              |                    |
| 80800      | Broker & Account Mgt Fees     | 8/31/16         | XJE103    | GENJ | POST BPPR NET MONTHLY ACTIVITY |            | 39,031.37    |                    |
| 80800      | Broker & Account Mgt Fees     | 9/1/16          | XJE103    | GENJ | POST BPPR NET MONTHLY ACTIVITY | 39,031.37  |              |                    |
| 80800      | Broker & Account Mgt Fees     | 9/30/16         | XJE103    | GENJ | POST BPPR NET MONTHLY ACTIVITY |            | 39,031.37    |                    |
| 80800      | Broker & Account Mgt Fees     | 10/1/16         | XJE103    | GENJ | POST BPPR NET MONTHLY ACTIVITY | 39,031.37  |              |                    |
| 80800      | Broker & Account Mgt Fees     | 10/31/16        | XJE103    | GENJ | POST BPPR NET MONTHLY ACTIVITY |            | 52,571.43    |                    |
| 80800      | Broker & Account Mgt Fees     | 11/1/16         | XJE103    | GENJ | POST BPPR NET MONTHLY ACTIVITY | 52,571.43  |              |                    |
| 80800      | Broker & Account Mgt Fees     | 11/30/16        | XJE103    | GENJ | POST BPPR NET MONTHLY ACTIVITY |            | 52,571.43    |                    |
| 80800      | Broker & Account Mgt Fees     | 12/1/16         | XJE103    | GENJ | POST BPPR NET MONTHLY ACTIVITY | 52,571.43  |              |                    |
| 80800      | Broker & Account Mgt Fees     | 12/31/16        | XJE103    | GENJ | POST BPPR NET MONTHLY ACTIVITY |            | 52,571.43    |                    |
| 80800      | Broker & Account Mgt Fees     |                 |           |      | Change                         | 390,335.49 | 337,764.06   | 52,571.43          |
|            |                               | <b>12/31/16</b> |           |      | <b>Ending Balance</b>          |            |              | <b>52,571.43</b>   |
| 81100      | Proceeds from Securities Sold | 1/1/16          |           |      | Beginning Balance              |            |              |                    |
| 81100      | Proceeds from Securities Sold | 3/31/16         | SJE03     | GENJ | POST BPPR NET MONTHLY ACTIVITY |            | 248,088.50   |                    |
| 81100      | Proceeds from Securities Sold | 4/1/16          | SJE03     | GENJ | POST BPPR NET MONTHLY ACTIVITY | 248,088.50 |              |                    |
| 81100      | Proceeds from Securities Sold | 4/30/16         | SJE03     | GENJ | POST BPPR NET MONTHLY ACTIVITY |            | 248,088.50   |                    |
| 81100      | Proceeds from Securities Sold | 5/1/16          | SJE03     | GENJ | POST BPPR NET MONTHLY ACTIVITY | 248,088.50 |              |                    |
| 81100      | Proceeds from Securities Sold | 5/31/16         | SJE103    | GENJ | POST BPPR NET MONTHLY ACTIVITY |            | 248,088.50   |                    |
| 81100      | Proceeds from Securities Sold | 6/1/16          | SJE103    | GENJ | POST BPPR NET MONTHLY ACTIVITY | 248,088.50 |              |                    |
| 81100      | Proceeds from Securities Sold | 6/30/16         | SJE103    | GENJ | POST BPPR NET MONTHLY ACTIVITY |            | 248,088.50   |                    |
| 81100      | Proceeds from Securities Sold | 7/1/16          | SJE103    | GENJ | POST BPPR NET MONTHLY ACTIVITY | 248,088.50 |              |                    |
| 81100      | Proceeds from Securities Sold | 7/31/16         | XJE103    | GENJ | POST BPPR NET MONTHLY ACTIVITY |            | 248,088.50   |                    |
| 81100      | Proceeds from Securities Sold | 8/1/16          | XJE103    | GENJ | POST BPPR NET MONTHLY ACTIVITY | 248,088.50 |              |                    |

| Account ID | Account Description           | Date            | Reference | Jrnl | Trans Description              | Debit Amt    | Credit Amt   | Balance            |
|------------|-------------------------------|-----------------|-----------|------|--------------------------------|--------------|--------------|--------------------|
| 81100      | Proceeds from Securities Sold | 8/31/16         | XJE103    | GENJ | POST BPPR NET MONTHLY ACTIVITY |              | 497,483.00   |                    |
| 81100      | Proceeds from Securities Sold | 9/1/16          | XJE103    | GENJ | POST BPPR NET MONTHLY ACTIVITY | 497,483.00   |              |                    |
| 81100      | Proceeds from Securities Sold | 9/30/16         | XJE103    | GENJ | POST BPPR NET MONTHLY ACTIVITY |              | 497,483.00   |                    |
| 81100      | Proceeds from Securities Sold | 10/1/16         | XJE103    | GENJ | POST BPPR NET MONTHLY ACTIVITY | 497,483.00   |              |                    |
| 81100      | Proceeds from Securities Sold | 10/31/16        | XJE103    | GENJ | POST BPPR NET MONTHLY ACTIVITY |              | 497,483.00   |                    |
| 81100      | Proceeds from Securities Sold | 11/1/16         | XJE103    | GENJ | POST BPPR NET MONTHLY ACTIVITY | 497,483.00   |              |                    |
| 81100      | Proceeds from Securities Sold | 11/30/16        | XJE103    | GENJ | POST BPPR NET MONTHLY ACTIVITY |              | 675,818.00   |                    |
| 81100      | Proceeds from Securities Sold | 12/1/16         | XJE103    | GENJ | POST BPPR NET MONTHLY ACTIVITY | 675,818.00   |              |                    |
| 81100      | Proceeds from Securities Sold | 12/31/16        | XJE103    | GENJ | POST BPPR NET MONTHLY ACTIVITY |              | 817,845.72   |                    |
| 81100      | Proceeds from Securities Sold |                 |           |      | Change                         | 3,408,709.50 | 4,226,555.22 | -817,845.72        |
|            |                               | <b>12/31/16</b> |           |      | <b>Ending Balance</b>          |              |              | <b>-817,845.72</b> |
| 81200      | Cost of Securities Sold       | 1/1/16          |           |      | Beginning Balance              |              |              |                    |
| 81200      | Cost of Securities Sold       | 3/31/16         | SJE03     | GENJ | POST BPPR NET MONTHLY ACTIVITY | 243,377.86   |              |                    |
| 81200      | Cost of Securities Sold       | 4/1/16          | SJE03     | GENJ | POST BPPR NET MONTHLY ACTIVITY |              | 243,377.86   |                    |
| 81200      | Cost of Securities Sold       | 4/30/16         | SJE03     | GENJ | POST BPPR NET MONTHLY ACTIVITY | 243,377.86   |              |                    |
| 81200      | Cost of Securities Sold       | 5/1/16          | SJE03     | GENJ | POST BPPR NET MONTHLY ACTIVITY |              | 243,377.86   |                    |
| 81200      | Cost of Securities Sold       | 5/31/16         | SJE103    | GENJ | POST BPPR NET MONTHLY ACTIVITY | 243,377.86   |              |                    |
| 81200      | Cost of Securities Sold       | 6/1/16          | SJE103    | GENJ | POST BPPR NET MONTHLY ACTIVITY |              | 243,377.86   |                    |
| 81200      | Cost of Securities Sold       | 6/30/16         | SJE103    | GENJ | POST BPPR NET MONTHLY ACTIVITY | 243,377.86   |              |                    |
| 81200      | Cost of Securities Sold       | 7/1/16          | SJE103    | GENJ | POST BPPR NET MONTHLY ACTIVITY |              | 243,377.86   |                    |
| 81200      | Cost of Securities Sold       | 7/31/16         | XJE103    | GENJ | POST BPPR NET MONTHLY ACTIVITY | 243,377.86   |              |                    |
| 81200      | Cost of Securities Sold       | 8/1/16          | XJE103    | GENJ | POST BPPR NET MONTHLY ACTIVITY |              | 243,377.86   |                    |
| 81200      | Cost of Securities Sold       | 8/31/16         | XJE103    | GENJ | POST BPPR NET MONTHLY ACTIVITY | 479,020.37   |              |                    |
| 81200      | Cost of Securities Sold       | 9/1/16          | XJE103    | GENJ | POST BPPR NET MONTHLY ACTIVITY |              | 479,020.37   |                    |
| 81200      | Cost of Securities Sold       | 9/30/16         | XJE103    | GENJ | POST BPPR NET MONTHLY ACTIVITY | 479,020.37   |              |                    |
| 81200      | Cost of Securities Sold       | 10/1/16         | XJE103    | GENJ | POST BPPR NET MONTHLY ACTIVITY |              | 479,020.37   |                    |
| 81200      | Cost of Securities Sold       | 10/31/16        | XJE103    | GENJ | POST BPPR NET MONTHLY ACTIVITY | 479,020.37   |              |                    |
| 81200      | Cost of Securities Sold       | 11/1/16         | XJE103    | GENJ | POST BPPR NET MONTHLY ACTIVITY |              | 479,020.37   |                    |
| 81200      | Cost of Securities Sold       | 11/30/16        | XJE103    | GENJ | POST BPPR NET MONTHLY ACTIVITY | 666,530.68   |              |                    |
| 81200      | Cost of Securities Sold       | 12/1/16         | XJE103    | GENJ | POST BPPR NET MONTHLY ACTIVITY |              | 666,530.68   |                    |
| 81200      | Cost of Securities Sold       | 12/31/16        | XJE103    | GENJ | POST BPPR NET MONTHLY ACTIVITY | 824,167.34   |              |                    |
| 81200      | Cost of Securities Sold       |                 |           |      | Change                         | 4,144,648.43 | 3,320,481.09 | 824,167.34         |
|            |                               | <b>12/31/16</b> |           |      | <b>Ending Balance</b>          |              |              | <b>824,167.34</b>  |
| 81300      | Basis Adj's Securities Sold   | 1/1/16          |           |      | Beginning Balance              |              |              |                    |
| 81300      | Basis Adj's Securities Sold   | 1/31/16         | SJE03     | GENJ | POST BPPR NET MONTHLY ACTIVITY | 5,302.15     |              |                    |
| 81300      | Basis Adj's Securities Sold   | 2/1/16          | SJE03     | GENJ | POST BPPR NET MONTHLY ACTIVITY |              | 5,302.15     |                    |
| 81300      | Basis Adj's Securities Sold   | 2/29/16         | SJE03     | GENJ | POST BPPR NET MONTHLY ACTIVITY | 10,982.84    |              |                    |
| 81300      | Basis Adj's Securities Sold   | 3/1/16          | SJE03     | GENJ | POST BPPR NET MONTHLY ACTIVITY |              | 10,982.84    |                    |
| 81300      | Basis Adj's Securities Sold   | 3/31/16         | SJE03     | GENJ | POST BPPR NET MONTHLY ACTIVITY | 16,096.15    |              |                    |
| 81300      | Basis Adj's Securities Sold   | 4/1/16          | SJE03     | GENJ | POST BPPR NET MONTHLY ACTIVITY |              | 16,096.15    |                    |
| 81300      | Basis Adj's Securities Sold   | 4/30/16         | SJE03     | GENJ | POST BPPR NET MONTHLY ACTIVITY | 21,073.66    |              |                    |
| 81300      | Basis Adj's Securities Sold   | 5/1/16          | SJE03     | GENJ | POST BPPR NET MONTHLY ACTIVITY |              | 21,073.66    |                    |
| 81300      | Basis Adj's Securities Sold   | 5/31/16         | SJE103    | GENJ | POST BPPR NET MONTHLY ACTIVITY | 26,402.80    |              |                    |
| 81300      | Basis Adj's Securities Sold   | 6/1/16          | SJE103    | GENJ | POST BPPR NET MONTHLY ACTIVITY |              | 26,402.80    |                    |
| 81300      | Basis Adj's Securities Sold   | 6/30/16         | SJE103    | GENJ | POST BPPR NET MONTHLY ACTIVITY | 31,582.44    |              |                    |
| 81300      | Basis Adj's Securities Sold   | 7/1/16          | SJE103    | GENJ | POST BPPR NET MONTHLY ACTIVITY |              | 31,582.44    |                    |
| 81300      | Basis Adj's Securities Sold   | 7/31/16         | XJE103    | GENJ | POST BPPR NET MONTHLY ACTIVITY | 36,599.70    |              |                    |
| 81300      | Basis Adj's Securities Sold   | 8/1/16          | XJE103    | GENJ | POST BPPR NET MONTHLY ACTIVITY |              | 36,599.70    |                    |
| 81300      | Basis Adj's Securities Sold   | 8/31/16         | XJE103    | GENJ | POST BPPR NET MONTHLY ACTIVITY | 44,669.66    |              |                    |
| 81300      | Basis Adj's Securities Sold   | 9/1/16          | XJE103    | GENJ | POST BPPR NET MONTHLY ACTIVITY |              | 44,669.66    |                    |
| 81300      | Basis Adj's Securities Sold   | 9/30/16         | XJE103    | GENJ | POST BPPR NET MONTHLY ACTIVITY | 50,236.38    |              |                    |
| 81300      | Basis Adj's Securities Sold   | 10/1/16         | XJE103    | GENJ | POST BPPR NET MONTHLY ACTIVITY |              | 50,236.38    |                    |
| 81300      | Basis Adj's Securities Sold   | 10/31/16        | XJE103    | GENJ | POST BPPR NET MONTHLY ACTIVITY | 55,811.00    |              |                    |
| 81300      | Basis Adj's Securities Sold   | 11/1/16         | XJE103    | GENJ | POST BPPR NET MONTHLY ACTIVITY |              | 55,811.00    |                    |
| 81300      | Basis Adj's Securities Sold   | 11/30/16        | XJE103    | GENJ | POST BPPR NET MONTHLY ACTIVITY | 61,272.96    |              |                    |
| 81300      | Basis Adj's Securities Sold   | 12/1/16         | XJE103    | GENJ | POST BPPR NET MONTHLY ACTIVITY |              | 61,272.96    |                    |
| 81300      | Basis Adj's Securities Sold   | 12/31/16        | XJE103    | GENJ | POST BPPR NET MONTHLY ACTIVITY | 66,569.15    |              |                    |
| 81300      | Basis Adj's Securities Sold   |                 |           |      | Change                         | 426,598.89   | 360,029.74   | 66,569.15          |
|            |                               | <b>12/31/16</b> |           |      | <b>Ending Balance</b>          |              |              | <b>66,569.15</b>   |
| 83100      | ST Cap Gain Distrib's - BPPR  | 1/1/16          |           |      | Beginning Balance              |              |              |                    |
| 83100      | ST Cap Gain Distrib's - BPPR  | 12/31/16        | XJE103    | GENJ | POST BPPR NET MONTHLY ACTIVITY |              | 208.97       |                    |
| 83100      | ST Cap Gain Distrib's - BPPR  |                 |           |      | Change                         |              | 208.97       | -208.97            |
|            |                               | <b>12/31/16</b> |           |      | <b>Ending Balance</b>          |              |              | <b>-208.97</b>     |
| 83200      | LT Cap Gain Distrib's - BPPR  | 1/1/16          |           |      | Beginning Balance              |              |              |                    |
| 83200      | LT Cap Gain Distrib's - BPPR  | 12/31/16        | XJE103    | GENJ | POST BPPR NET MONTHLY ACTIVITY |              | 12,398.10    |                    |
| 83200      | LT Cap Gain Distrib's - BPPR  |                 |           |      | Change                         |              | 12,398.10    | -12,398.10         |
|            |                               | <b>12/31/16</b> |           |      | <b>Ending Balance</b>          |              |              | <b>-12,398.10</b>  |

Plaza Extra Partnership  
Balance Sheets

| As of:                                 | 01/31/16               | 02/29/16               | 03/31/16               | 04/30/16               | 05/31/16               | 06/30/16               | 07/31/16               | 08/31/16               | 09/30/16               | 10/31/16               | 11/30/16               | 12/31/16               |              |
|--|------------------------|------------------------|------------------------|------------------------|------------------------|------------------------|------------------------|------------------------|------------------------|------------------------|------------------------|------------------------|--------------|
| <b>ASSETS</b>                          |                        |                        |                        |                        |                        |                        |                        |                        |                        |                        |                        |                        |              |
| <b>Current Assets</b>                  |                        |                        |                        |                        |                        |                        |                        |                        |                        |                        |                        |                        |              |
| 10300 Cash in Bank - Operating         | (\$ 15,145.11)         | (\$ 15,145.11)         | (\$ 12,440.32)         | (\$ 12,440.32)         | (\$ 12,440.32)         | (\$ 12,440.32)         | (\$ 12,440.32)         | (\$ 12,440.32)         | (\$ 12,440.32)         | (\$ 12,440.32)         | (\$ 12,440.32)         | (\$ 12,440.32)         | 0.00         |
| 10350 Cash in Bank - Payroll           | (625.79)               | (625.79)               | (625.79)               | (625.79)               | (625.79)               | (625.79)               | (625.79)               | (625.79)               | (625.79)               | (625.79)               | (625.79)               | (625.79)               | 0.00         |
| 10600 Cash - Bank Claims 9091          | 1,562,603.20           | 1,559,619.87           | 1,467,480.75           | 831,428.21             | 838,489.42             | 718,450.97             | 718,450.97             | 581,040.51             | 581,106.23             | 517,482.54             | 485,285.04             | 454,162.15             |              |
| 10700 Cash - Bank Liquid 9075          | 125,585.24             | 125,565.24             | 125,545.24             | 125,525.24             | 125,505.24             | 125,485.24             | 125,465.24             | 125,445.24             | 125,425.24             | 125,405.24             | 125,385.24             | 125,365.24             |              |
| 14600 Due from (to) Hamed              | 524.67                 | 0.00                   | 0.00                   | 0.00                   | 0.00                   | 0.00                   | 0.00                   | 0.00                   | 0.00                   | 0.00                   | 0.00                   | 0.00                   | 0.00         |
| 15100 Marketable Securities - BPPR     | 8,027,354.43           | 8,044,180.41           | 8,218,319.85           | 8,261,088.99           | 8,272,725.45           | 8,343,036.76           | 8,451,995.35           | 8,468,668.59           | 8,468,462.07           | 8,363,271.11           | 8,291,871.90           | 8,369,401.67           |              |
| 15150 Unrealized (Gain) Loss-BPPR      | 138,768.48             | 132,512.97             | (16,538.26)            | (71,617.54)            | (72,331.63)            | (100,378.74)           | (213,275.14)           | (204,919.69)           | (188,532.69)           | (92,049.70)            | (22,973.74)            | (57,590.78)            |              |
| <b>Total Current Assets</b>            | <b>9,839,065.12</b>    | <b>9,846,107.59</b>    | <b>9,781,741.47</b>    | <b>9,133,358.79</b>    | <b>9,151,322.37</b>    | <b>9,073,528.12</b>    | <b>9,069,570.31</b>    | <b>8,957,168.54</b>    | <b>8,973,394.74</b>    | <b>8,901,043.08</b>    | <b>8,866,502.33</b>    | <b>8,891,338.28</b>    |              |
| <b>Property and Equipment</b>          |                        |                        |                        |                        |                        |                        |                        |                        |                        |                        |                        |                        |              |
| <b>Total Property and Equipment</b>    | <b>0.00</b>            | <b>0.00</b>            | <b>0.00</b>            | <b>0.00</b>            | <b>0.00</b>            | <b>0.00</b>            | <b>0.00</b>            | <b>0.00</b>            | <b>0.00</b>            | <b>0.00</b>            | <b>0.00</b>            | <b>0.00</b>            | <b>0.00</b>  |
| <b>Other Assets</b>                    |                        |                        |                        |                        |                        |                        |                        |                        |                        |                        |                        |                        |              |
| <b>Total Other Assets</b>              | <b>0.00</b>            | <b>0.00</b>            | <b>0.00</b>            | <b>0.00</b>            | <b>0.00</b>            | <b>0.00</b>            | <b>0.00</b>            | <b>0.00</b>            | <b>0.00</b>            | <b>0.00</b>            | <b>0.00</b>            | <b>0.00</b>            | <b>0.00</b>  |
| <b>Total Assets</b>                    | <b>\$ 9,839,065.12</b> | <b>\$ 9,846,107.59</b> | <b>\$ 9,781,741.47</b> | <b>\$ 9,133,358.79</b> | <b>\$ 9,151,322.37</b> | <b>\$ 9,073,528.12</b> | <b>\$ 9,069,570.31</b> | <b>\$ 8,957,168.54</b> | <b>\$ 8,973,394.74</b> | <b>\$ 8,901,043.08</b> | <b>\$ 8,866,502.33</b> | <b>\$ 8,891,338.28</b> |              |
| <b>LIABILITIES AND CAPITAL</b>         |                        |                        |                        |                        |                        |                        |                        |                        |                        |                        |                        |                        |              |
| <b>Current Liabilities</b>             |                        |                        |                        |                        |                        |                        |                        |                        |                        |                        |                        |                        |              |
| 20000 Accounts Payable - Trade         | \$ 50,166.00           | \$ 91,083.00           | \$ 71,519.08           | \$ 113,157.89          | \$ 144,062.89          | \$ 115,369.35          | \$ 208,719.15          | \$ 146,267.97          | \$ 174,628.49          | \$ 143,943.70          | \$ 138,440.74          | \$ 137,114.78          |              |
| 23000 Accrued Expenses                 | 30,000.00              | 30,000.00              | 30,000.00              | 30,000.00              | 30,000.00              | 30,000.00              | 30,000.00              | 30,000.00              | 30,000.00              | 30,000.00              | 30,000.00              | 30,000.00              |              |
| <b>Total Current Liabilities</b>       | <b>80,166.00</b>       | <b>121,083.00</b>      | <b>101,519.08</b>      | <b>143,157.89</b>      | <b>174,062.89</b>      | <b>145,369.35</b>      | <b>238,719.15</b>      | <b>176,267.97</b>      | <b>204,628.49</b>      | <b>173,943.70</b>      | <b>168,440.74</b>      | <b>167,114.78</b>      |              |
| <b>Long-Term Liabilities</b>           |                        |                        |                        |                        |                        |                        |                        |                        |                        |                        |                        |                        |              |
| <b>Total Long-Term Liabilities</b>     | <b>0.00</b>            | <b>0.00</b>            | <b>0.00</b>            | <b>0.00</b>            | <b>0.00</b>            | <b>0.00</b>            | <b>0.00</b>            | <b>0.00</b>            | <b>0.00</b>            | <b>0.00</b>            | <b>0.00</b>            | <b>0.00</b>            | <b>0.00</b>  |
| <b>Total Liabilities</b>               | <b>80,166.00</b>       | <b>121,083.00</b>      | <b>101,519.08</b>      | <b>143,157.89</b>      | <b>174,062.89</b>      | <b>145,369.35</b>      | <b>238,719.15</b>      | <b>176,267.97</b>      | <b>204,628.49</b>      | <b>173,943.70</b>      | <b>168,440.74</b>      | <b>167,114.78</b>      |              |
| <b>Capital</b>                         |                        |                        |                        |                        |                        |                        |                        |                        |                        |                        |                        |                        |              |
| 33000 Dividend Distrib's (Ptr Draws)   | 0.00                   | 0.00                   | 0.00                   | (563,287.25)           | (563,287.25)           | (563,287.25)           | (563,287.25)           | (563,287.25)           | (563,287.25)           | (563,287.25)           | (563,287.25)           | (563,287.25)           | (563,287.25) |
| 39000 Retained Earnings                | 9,807,484.84           | 9,807,484.84           | 9,807,484.84           | 9,807,484.84           | 9,807,484.84           | 9,807,484.84           | 9,807,484.84           | 9,807,484.84           | 9,807,484.84           | 9,807,484.84           | 9,807,484.84           | 9,807,484.84           | 9,807,484.84 |
| Net Income                             | (48,585.72)            | (82,460.25)            | (127,262.45)           | (253,996.69)           | (266,938.11)           | (316,038.82)           | (413,346.43)           | (463,297.02)           | (475,431.34)           | (517,098.21)           | (546,136.00)           | (519,974.09)           |              |
| <b>Total Capital</b>                   | <b>9,758,899.12</b>    | <b>9,725,024.59</b>    | <b>9,680,222.39</b>    | <b>8,990,200.90</b>    | <b>8,977,259.48</b>    | <b>8,928,158.77</b>    | <b>8,830,851.16</b>    | <b>8,780,900.57</b>    | <b>8,768,766.25</b>    | <b>8,727,099.38</b>    | <b>8,698,061.59</b>    | <b>8,724,223.50</b>    |              |
| <b>Total Liabilities &amp; Capital</b> | <b>\$ 9,839,065.12</b> | <b>\$ 9,846,107.59</b> | <b>\$ 9,781,741.47</b> | <b>\$ 9,133,358.79</b> | <b>\$ 9,151,322.37</b> | <b>\$ 9,073,528.12</b> | <b>\$ 9,069,570.31</b> | <b>\$ 8,957,168.54</b> | <b>\$ 8,973,394.74</b> | <b>\$ 8,901,043.08</b> | <b>\$ 8,866,502.33</b> | <b>\$ 8,891,338.28</b> |              |





Plaza Extra Partnership  
Income Statement - 12 Periods

|                               | Month Ended:                        | 01/31/16              | 02/29/16           | 03/31/16           | 04/30/16            | 05/31/16           | 06/30/16           | 07/31/16           | 08/31/16           | 09/30/16           | 10/31/16           | 11/30/16           | 12/31/16           | 2016<br>YTD Total      |
|-------------------------------|-------------------------------------|-----------------------|--------------------|--------------------|---------------------|--------------------|--------------------|--------------------|--------------------|--------------------|--------------------|--------------------|--------------------|------------------------|
| <b>Revenues</b>               |                                     |                       |                    |                    |                     |                    |                    |                    |                    |                    |                    |                    |                    |                        |
| 47000                         | Revenue - Miscellaneous Sales       | \$ 0.00               | 0.00               | 0.00               | (50.00)             | 0.00               | 0.00               | 0.00               | 0.00               | 0.00               | 0.00               | 0.00               | 0.00               | (\$ 50.00)             |
| 48000                         | Revenue - Sales Discounts           | 0.00                  | (3,640.00)         | 0.00               | 0.00                | 0.00               | 0.00               | 0.00               | (40.00)            | 0.00               | 0.00               | 0.00               | 0.00               | (3,680.00)             |
|                               | <b>Total Revenues</b>               | <b>0.00</b>           | <b>(3,640.00)</b>  | <b>0.00</b>        | <b>(50.00)</b>      | <b>0.00</b>        | <b>0.00</b>        | <b>0.00</b>        | <b>(40.00)</b>     | <b>0.00</b>        | <b>0.00</b>        | <b>0.00</b>        | <b>0.00</b>        | <b>(3,730.00)</b>      |
| <b>Cost of Sales</b>          |                                     |                       |                    |                    |                     |                    |                    |                    |                    |                    |                    |                    |                    |                        |
| 50000                         | COS - Purchases                     | (410.00)              | 0.00               | 0.00               | 0.00                | 0.00               | 0.00               | 0.00               | 0.00               | 0.00               | 0.00               | 0.00               | 0.00               | (410.00)               |
| 51000                         | COS - Freight Expense               | 0.00                  | 0.00               | 0.00               | 260.00              | 0.00               | 0.00               | 0.00               | 0.00               | 0.00               | 0.00               | 0.00               | 0.00               | 260.00                 |
| 52200                         | COS - US Customs Expense            | 0.00                  | 2,250.00           | 0.00               | 0.00                | 0.00               | 0.00               | 0.00               | 0.00               | 0.00               | 0.00               | 0.00               | 0.00               | 2,250.00               |
|                               | <b>Total Cost of Sales</b>          | <b>(410.00)</b>       | <b>2,250.00</b>    | <b>0.00</b>        | <b>260.00</b>       | <b>0.00</b>        | <b>0.00</b>        | <b>0.00</b>        | <b>0.00</b>        | <b>0.00</b>        | <b>0.00</b>        | <b>0.00</b>        | <b>0.00</b>        | <b>2,100.00</b>        |
|                               | <b>Gross Profit</b>                 | <b>410.00</b>         | <b>(5,890.00)</b>  | <b>0.00</b>        | <b>(310.00)</b>     | <b>0.00</b>        | <b>0.00</b>        | <b>0.00</b>        | <b>(40.00)</b>     | <b>0.00</b>        | <b>0.00</b>        | <b>0.00</b>        | <b>0.00</b>        | <b>(5,830.00)</b>      |
| <b>Expenses</b>               |                                     |                       |                    |                    |                     |                    |                    |                    |                    |                    |                    |                    |                    |                        |
| 60000                         | Accounting Fees                     | 0.00                  | 0.00               | 0.00               | 0.00                | 0.00               | 0.00               | 0.00               | 1,550.00           | 0.00               | 0.00               | 0.00               | 0.00               | 1,550.00               |
| 60800                         | Bank Charges                        | 20.00                 | 20.00              | 20.00              | 20.00               | 20.00              | 20.00              | 20.00              | 20.00              | 20.00              | 20.00              | 20.00              | 20.00              | 240.00                 |
| 61300                         | Contract Labor Expense              | 0.00                  | 0.00               | 0.00               | 0.00                | 0.00               | 36,200.00          | 0.00               | 0.00               | 0.00               | 3,800.00           | 5,000.00           | 0.00               | 45,000.00              |
| 63000                         | Insurance - Emp Health              | 0.00                  | 0.00               | 0.00               | 0.00                | 0.00               | 0.00               | 0.00               | 397.61             | 0.00               | 0.00               | 0.00               | 0.00               | 397.61                 |
| 63200                         | Insurance - Gen Liability           | 0.40                  | 0.00               | 0.00               | 0.00                | 0.00               | 0.00               | 50,000.00          | 0.00               | 0.00               | 0.00               | 0.00               | 0.00               | 50,000.40              |
| 63600                         | Insurance - Workers' Comp           | 0.00                  | 317.99             | 0.00               | 0.00                | 0.00               | 0.00               | 0.00               | 0.00               | 0.00               | 0.00               | 0.00               | 0.00               | 317.99                 |
| 64500                         | Legal Fees Expense                  | 17,337.00             | 4,071.00           | 27,083.00          | 6,020.00            | 0.00               | 1,240.50           | 11,418.80          | 0.00               | 495.00             | 0.00               | 1,192.50           | 1,437.50           | 70,295.30              |
| 66400                         | Rent Expense - Other                | 733.33                | 733.33             | 1,466.66           | 0.00                | 733.33             | 1,507.01           | 0.00               | 741.40             | 741.40             | 741.40             | 741.40             | 741.40             | 8,880.66               |
| 67400                         | Taxes - Empr FUTA Expense           | 0.00                  | 982.68             | 0.00               | 74,779.10           | (9,935.49)         | 0.00               | 0.00               | 0.00               | 0.00               | 0.00               | 0.00               | 0.00               | 65,826.29              |
| 67500                         | Taxes - Empr VI Unemp               | 0.00                  | 0.00               | 0.00               | 0.00                | 0.00               | 12,547.65          | 0.00               | 38,449.90          | 0.00               | 1,273.38           | (13,519.51)        | 0.00               | 38,751.42              |
| 68200                         | Travel & Hotels Expense             | 0.00                  | 0.00               | 3,000.00           | 1,000.00            | 1,000.00           | 1,000.00           | 1,000.00           | 500.00             | 500.00             | 500.00             | 0.00               | 0.00               | 8,500.00               |
| 69000                         | Wages - Officer Salaries            | 24,055.00             | 23,698.00          | 29,603.75          | 23,683.00           | 23,683.00          | 28,084.75          | 22,319.00          | 27,898.75          | 22,319.00          | 22,319.00          | 27,898.75          | 22,319.00          | 297,881.00             |
| 69200                         | Wages - Managers                    | 8,774.00              | 8,732.00           | 8,717.00           | 8,612.00            | 8,612.00           | 10,765.00          | 8,612.00           | 5,381.62           | 4,305.12           | 4,305.12           | 5,381.40           | 5,299.03           | 87,496.29              |
|                               | <b>Total Expenses</b>               | <b>50,919.73</b>      | <b>38,555.00</b>   | <b>69,890.41</b>   | <b>114,114.10</b>   | <b>24,112.84</b>   | <b>91,364.91</b>   | <b>93,369.80</b>   | <b>74,939.28</b>   | <b>28,380.52</b>   | <b>32,958.90</b>   | <b>26,714.54</b>   | <b>29,816.93</b>   | <b>675,136.96</b>      |
|                               | <b>Net Operating Income</b>         | <b>(50,509.73)</b>    | <b>(44,445.00)</b> | <b>(69,890.41)</b> | <b>(114,424.10)</b> | <b>(24,112.84)</b> | <b>(91,364.91)</b> | <b>(93,369.80)</b> | <b>(74,979.28)</b> | <b>(28,380.52)</b> | <b>(32,958.90)</b> | <b>(26,714.54)</b> | <b>(29,816.93)</b> | <b>(680,966.96)</b>    |
| <b>Other Income (Expense)</b> |                                     |                       |                    |                    |                     |                    |                    |                    |                    |                    |                    |                    |                    |                        |
| 80000                         | Other Income (Expense)              | 0.00                  | 0.00               | 0.00               | 0.00                | 0.00               | 0.00               | 0.00               | 0.00               | 65.72              | 0.00               | 0.00               | 13,066.11          | 13,131.83              |
| 80100                         | Interest Income - Taxable           | 0.00                  | 0.00               | 0.00               | 0.00                | 249.05             | 0.00               | 0.00               | 0.00               | 0.00               | 0.00               | 0.00               | 0.00               | 249.05                 |
| 80150                         | Interest Income - Nontaxable        | 20,000.00             | 16,250.00          | 7,093.75           | 5,625.00            | 16,250.00          | 23,750.00          | 14,375.00          | 19,343.75          | 7,875.00           | 10,405.56          | 12,312.50          | 24,878.47          | 178,159.03             |
| 80200                         | Dividend Income                     | 1.15                  | 1.16               | 18,397.13          | 1.42                | 1.51               | 23,693.84          | 1.78               | 2.91               | 13,872.20          | 1.15               | 1.52               | 26,332.32          | 82,308.09              |
| 80800                         | Broker & Account Mgt Fees           | (12,774.99)           | 0.00               | 0.00               | (12,959.05)         | 0.00               | 0.00               | (13,297.33)        | 0.00               | 0.00               | (13,540.06)        | 0.00               | 0.00               | (52,571.43)            |
| 81100                         | Proceeds from Securities Sold       | 0.00                  | 0.00               | 248,088.50         | 0.00                | 0.00               | 0.00               | 0.00               | 249,394.50         | 0.00               | 0.00               | 178,335.00         | 142,027.72         | 817,845.72             |
| 81200                         | Cost of Securities Sold             | 0.00                  | 0.00               | (243,377.86)       | 0.00                | 0.00               | 0.00               | 0.00               | (235,642.51)       | 0.00               | 0.00               | (187,510.31)       | (157,636.66)       | (824,167.34)           |
| 81300                         | Basis Adj's Securities Sold         | (5,302.15)            | (5,680.69)         | (5,113.31)         | (4,977.51)          | (5,329.14)         | (5,179.64)         | (5,017.26)         | (8,069.96)         | (5,566.72)         | (5,574.62)         | (5,461.96)         | (5,296.19)         | (66,569.15)            |
| 83100                         | ST Cap Gain Distrib's - BPPR        | 0.00                  | 0.00               | 0.00               | 0.00                | 0.00               | 0.00               | 0.00               | 0.00               | 0.00               | 0.00               | 0.00               | 208.97             | 208.97                 |
| 83200                         | LT Cap Gain Distrib's - BPPR        | 0.00                  | 0.00               | 0.00               | 0.00                | 0.00               | 0.00               | 0.00               | 0.00               | 0.00               | 0.00               | 0.00               | 12,398.10          | 12,398.10              |
|                               | <b>Total Other Income (Expense)</b> | <b>1,924.01</b>       | <b>10,570.47</b>   | <b>25,088.21</b>   | <b>(12,310.14)</b>  | <b>11,171.42</b>   | <b>42,264.20</b>   | <b>(3,937.81)</b>  | <b>25,028.69</b>   | <b>16,246.20</b>   | <b>(8,707.97)</b>  | <b>(2,323.25)</b>  | <b>55,978.84</b>   | <b>160,992.87</b>      |
|                               | <b>Net Income</b>                   | <b>(\$ 48,585.72)</b> | <b>(33,874.53)</b> | <b>(44,802.20)</b> | <b>(126,734.24)</b> | <b>(12,941.42)</b> | <b>(49,100.71)</b> | <b>(97,307.61)</b> | <b>(49,950.59)</b> | <b>(12,134.32)</b> | <b>(41,666.87)</b> | <b>(29,037.79)</b> | <b>26,161.91</b>   | <b>(\$ 519,974.09)</b> |

United Corporation East (Pship)  
Balance Sheets

|                                | As of:                                 | 01/31/16            | 02/29/16            | 03/31/16            | 04/30/16            | 05/31/16            | 06/30/16            | 07/31/16            | 08/31/16            | 09/30/16            | 10/31/16            | 11/30/16            | 12/31/16            |
|--------------------------------|--|---------------------|---------------------|---------------------|---------------------|---------------------|---------------------|---------------------|---------------------|---------------------|---------------------|---------------------|---------------------|
| <b>ASSETS</b>                  |  |                     |                     |                     |                     |                     |                     |                     |                     |                     |                     |                     |                     |
| <b>Current Assets</b>          |  |                     |                     |                     |                     |                     |                     |                     |                     |                     |                     |                     |                     |
| 10300                          | Cash - Bank Op'g 8830                  | (\$ 871.05)         | (\$ 871.05)         | (\$ 871.05)         | (\$ 871.05)         | (\$ 871.05)         | (\$ 871.05)         | (\$ 871.05)         | (\$ 871.05)         | (\$ 871.05)         | (\$ 871.05)         | (\$ 871.05)         | \$ 0.00             |
|                                | <b>Total Current Assets</b>            | <b>(871.05)</b>     | <b>(871.05)</b>     | <b>(871.05)</b>     | <b>(871.05)</b>     | <b>(871.05)</b>     | <b>(871.05)</b>     | <b>(871.05)</b>     | <b>(871.05)</b>     | <b>(871.05)</b>     | <b>(871.05)</b>     | <b>(871.05)</b>     | <b>0.00</b>         |
| <b>Property and Equipment</b>  |  |                     |                     |                     |                     |                     |                     |                     |                     |                     |                     |                     |                     |
|                                | <b>Total Property and Equipment</b>    | <b>0.00</b>         | <b>0.00</b>         | <b>0.00</b>         | <b>0.00</b>         | <b>0.00</b>         | <b>0.00</b>         | <b>0.00</b>         | <b>0.00</b>         | <b>0.00</b>         | <b>0.00</b>         | <b>0.00</b>         | <b>0.00</b>         |
| <b>Other Assets</b>            |  |                     |                     |                     |                     |                     |                     |                     |                     |                     |                     |                     |                     |
|                                | <b>Total Other Assets</b>              | <b>0.00</b>         | <b>0.00</b>         | <b>0.00</b>         | <b>0.00</b>         | <b>0.00</b>         | <b>0.00</b>         | <b>0.00</b>         | <b>0.00</b>         | <b>0.00</b>         | <b>0.00</b>         | <b>0.00</b>         | <b>0.00</b>         |
|                                | <b>Total Assets</b>                    | <b>(\$ 871.05)</b>  | <b>(\$ 871.05)</b>  | <b>(\$ 871.05)</b>  | <b>(\$ 871.05)</b>  | <b>(\$ 871.05)</b>  | <b>(\$ 871.05)</b>  | <b>(\$ 871.05)</b>  | <b>(\$ 871.05)</b>  | <b>(\$ 871.05)</b>  | <b>(\$ 871.05)</b>  | <b>(\$ 871.05)</b>  | <b>\$ 0.00</b>      |
| <b>LIABILITIES AND CAPITAL</b> |  |                     |                     |                     |                     |                     |                     |                     |                     |                     |                     |                     |                     |
| <b>Current Liabilities</b>     |  |                     |                     |                     |                     |                     |                     |                     |                     |                     |                     |                     |                     |
| 20000                          | Accounts Payable - Trade               | \$ 32,829.00        | \$ 66,559.67        | \$ 41,320.75        | \$ 107,137.89       | \$ 140,432.89       | \$ 114,128.85       | \$ 196,059.85       | \$ 147,009.37       | \$ 174,133.49       | \$ 140,353.12       | \$ 108,059.25       | \$ 135,677.28       |
| 23000                          | Accrued Expenses                       | 10,000.00           | 10,000.00           | 10,000.00           | 10,000.00           | 10,000.00           | 10,000.00           | 10,000.00           | 10,000.00           | 10,000.00           | 10,000.00           | 10,000.00           | 10,000.00           |
|                                | <b>Total Current Liabilities</b>       | <b>42,829.00</b>    | <b>76,559.67</b>    | <b>51,320.75</b>    | <b>117,137.89</b>   | <b>150,432.89</b>   | <b>124,128.85</b>   | <b>206,059.85</b>   | <b>157,009.37</b>   | <b>184,133.49</b>   | <b>150,353.12</b>   | <b>118,059.25</b>   | <b>145,677.28</b>   |
| <b>Long-Term Liabilities</b>   |  |                     |                     |                     |                     |                     |                     |                     |                     |                     |                     |                     |                     |
| 28600                          | Pship Claims Reserve Clearing          | 65,294.61           | 65,294.61           | 131,854.28          | 174,421.24          | 174,421.24          | 240,075.03          | 240,075.03          | 361,395.78          | 361,395.78          | 422,300.27          | 449,424.39          | 449,424.39          |
|                                | <b>Total Long-Term Liabilities</b>     | <b>65,294.61</b>    | <b>65,294.61</b>    | <b>131,854.28</b>   | <b>174,421.24</b>   | <b>174,421.24</b>   | <b>240,075.03</b>   | <b>240,075.03</b>   | <b>361,395.78</b>   | <b>361,395.78</b>   | <b>422,300.27</b>   | <b>449,424.39</b>   | <b>449,424.39</b>   |
|                                | <b>Total Liabilities</b>               | <b>108,123.61</b>   | <b>141,854.28</b>   | <b>183,175.03</b>   | <b>291,559.13</b>   | <b>324,854.13</b>   | <b>364,203.88</b>   | <b>446,134.88</b>   | <b>518,405.15</b>   | <b>545,529.27</b>   | <b>572,653.39</b>   | <b>567,483.64</b>   | <b>595,101.67</b>   |
| <b>Capital</b>                 |  |                     |                     |                     |                     |                     |                     |                     |                     |                     |                     |                     |                     |
| 39000                          | Retained Earnings                      | (76,165.66)         | (76,165.66)         | (76,165.66)         | (76,165.66)         | (76,165.66)         | (76,165.66)         | (76,165.66)         | (76,165.66)         | (76,165.66)         | (76,165.66)         | (76,165.66)         | (76,165.66)         |
|                                | Net Income                             | (32,829.00)         | (66,559.67)         | (107,880.42)        | (216,264.52)        | (249,559.52)        | (288,909.27)        | (370,840.27)        | (443,110.54)        | (470,234.66)        | (497,358.78)        | (492,189.03)        | (518,936.01)        |
|                                | <b>Total Capital</b>                   | <b>(108,994.66)</b> | <b>(142,725.33)</b> | <b>(184,046.08)</b> | <b>(292,430.18)</b> | <b>(325,725.18)</b> | <b>(365,074.93)</b> | <b>(447,005.93)</b> | <b>(519,276.20)</b> | <b>(546,400.32)</b> | <b>(573,524.44)</b> | <b>(568,354.69)</b> | <b>(595,101.67)</b> |
|                                | <b>Total Liabilities &amp; Capital</b> | <b>(\$ 871.05)</b>  | <b>(\$ 871.05)</b>  | <b>(\$ 871.05)</b>  | <b>(\$ 871.05)</b>  | <b>(\$ 871.05)</b>  | <b>(\$ 871.05)</b>  | <b>(\$ 871.05)</b>  | <b>(\$ 871.05)</b>  | <b>(\$ 871.05)</b>  | <b>(\$ 871.05)</b>  | <b>(\$ 871.05)</b>  | <b>\$ 0.00</b>      |

United Corporation East (Pship)  
Income Statement - 12 Periods

|                               | Month Ended:                        | 01/31/16              | 02/29/16           | 03/31/16           | 04/30/16            | 05/31/16           | 06/30/16           | 07/31/16           | 08/31/16           | 09/30/16           | 10/31/16           | 11/30/16          | 12/31/16           | 2016<br>YTD Total   |
|-------------------------------|-------------------------------------|-----------------------|--------------------|--------------------|---------------------|--------------------|--------------------|--------------------|--------------------|--------------------|--------------------|-------------------|--------------------|---------------------|
| <b>Revenues</b>               |                                     |                       |                    |                    |                     |                    |                    |                    |                    |                    |                    |                   |                    |                     |
| 47000                         | Revenue - Miscellaneous Sales       | \$ 0.00               | 0.00               | 0.00               | (50.00)             | 0.00               | 0.00               | 0.00               | 0.00               | 0.00               | 0.00               | 0.00              | 0.00               | (50.00)             |
| 48000                         | Revenue - Sales Discounts           | 0.00                  | 0.00               | 0.00               | 0.00                | 0.00               | 0.00               | 0.00               | (40.00)            | 0.00               | 0.00               | 0.00              | 0.00               | (40.00)             |
|                               | <b>Total Revenues</b>               | <b>0.00</b>           | <b>0.00</b>        | <b>0.00</b>        | <b>(50.00)</b>      | <b>0.00</b>        | <b>0.00</b>        | <b>0.00</b>        | <b>(40.00)</b>     | <b>0.00</b>        | <b>0.00</b>        | <b>0.00</b>       | <b>0.00</b>        | <b>(90.00)</b>      |
| <b>Cost of Sales</b>          |                                     |                       |                    |                    |                     |                    |                    |                    |                    |                    |                    |                   |                    |                     |
| 51000                         | COS - Freight Expense               | 0.00                  | 0.00               | 0.00               | 260.00              | 0.00               | 0.00               | 0.00               | 0.00               | 0.00               | 0.00               | 0.00              | 0.00               | 260.00              |
|                               | <b>Total Cost of Sales</b>          | <b>0.00</b>           | <b>0.00</b>        | <b>0.00</b>        | <b>260.00</b>       | <b>0.00</b>        | <b>0.00</b>        | <b>0.00</b>        | <b>0.00</b>        | <b>0.00</b>        | <b>0.00</b>        | <b>0.00</b>       | <b>0.00</b>        | <b>260.00</b>       |
|                               | <b>Gross Profit</b>                 | <b>0.00</b>           | <b>0.00</b>        | <b>0.00</b>        | <b>(310.00)</b>     | <b>0.00</b>        | <b>0.00</b>        | <b>0.00</b>        | <b>(40.00)</b>     | <b>0.00</b>        | <b>0.00</b>        | <b>0.00</b>       | <b>0.00</b>        | <b>(350.00)</b>     |
| <b>Expenses</b>               |                                     |                       |                    |                    |                     |                    |                    |                    |                    |                    |                    |                   |                    |                     |
| 63200                         | Insurance - Gen Liability           | 0.00                  | 0.00               | 0.00               | 0.00                | 0.00               | 0.00               | 50,000.00          | 0.00               | 0.00               | 0.00               | 0.00              | 0.00               | 50,000.00           |
| 63600                         | Insurance - Workers' Comp           | 0.00                  | 317.99             | 0.00               | 0.00                | 0.00               | 0.00               | 0.00               | 0.00               | 0.00               | 0.00               | 0.00              | 0.00               | 317.99              |
| 67400                         | Taxes - Empr FUTA Expense           | 0.00                  | 982.68             | 0.00               | 74,779.10           | 0.00               | 0.00               | 0.00               | 0.00               | 0.00               | 0.00               | 0.00              | 0.00               | 75,761.78           |
| 67500                         | Taxes - Empr VI Unemp               | 0.00                  | 0.00               | 0.00               | 0.00                | 0.00               | (500.00)           | 0.00               | 38,449.90          | 0.00               | 0.00               | (38,449.90)       | 0.00               | (500.00)            |
| 68200                         | Travel & Hotels Expense             | 0.00                  | 0.00               | 3,000.00           | 1,000.00            | 1,000.00           | 1,000.00           | 1,000.00           | 500.00             | 500.00             | 500.00             | 0.00              | 0.00               | 8,500.00            |
| 69000                         | Wages - Officer Salaries            | 24,055.00             | 23,698.00          | 29,603.75          | 23,683.00           | 23,683.00          | 28,084.75          | 22,319.00          | 27,898.75          | 22,319.00          | 22,319.00          | 27,898.75         | 22,319.00          | 297,881.00          |
| 69200                         | Wages - Managers                    | 8,774.00              | 8,732.00           | 8,717.00           | 8,612.00            | 8,612.00           | 10,765.00          | 8,612.00           | 5,381.62           | 4,305.12           | 4,305.12           | 5,381.40          | 5,299.03           | 87,496.29           |
|                               | <b>Total Expenses</b>               | <b>32,829.00</b>      | <b>33,730.67</b>   | <b>41,320.75</b>   | <b>108,074.10</b>   | <b>33,295.00</b>   | <b>39,349.75</b>   | <b>81,931.00</b>   | <b>72,230.27</b>   | <b>27,124.12</b>   | <b>27,124.12</b>   | <b>(5,169.75)</b> | <b>27,618.03</b>   | <b>519,457.06</b>   |
|                               | <b>Net Operating Income</b>         | <b>(32,829.00)</b>    | <b>(33,730.67)</b> | <b>(41,320.75)</b> | <b>(108,384.10)</b> | <b>(33,295.00)</b> | <b>(39,349.75)</b> | <b>(81,931.00)</b> | <b>(72,270.27)</b> | <b>(27,124.12)</b> | <b>(27,124.12)</b> | <b>5,169.75</b>   | <b>(27,618.03)</b> | <b>(519,807.06)</b> |
| <b>Other Income (Expense)</b> |                                     |                       |                    |                    |                     |                    |                    |                    |                    |                    |                    |                   |                    |                     |
|                               | <b>Total Other Income (Expense)</b> | <b>0.00</b>           | <b>0.00</b>        | <b>0.00</b>        | <b>0.00</b>         | <b>0.00</b>        | <b>0.00</b>        | <b>0.00</b>        | <b>0.00</b>        | <b>0.00</b>        | <b>0.00</b>        | <b>0.00</b>       | <b>871.05</b>      | <b>871.05</b>       |
|                               | <b>Net Income</b>                   | <b>(\$ 32,829.00)</b> | <b>(33,730.67)</b> | <b>(41,320.75)</b> | <b>(108,384.10)</b> | <b>(33,295.00)</b> | <b>(39,349.75)</b> | <b>(81,931.00)</b> | <b>(72,270.27)</b> | <b>(27,124.12)</b> | <b>(27,124.12)</b> | <b>5,169.75</b>   | <b>(26,746.98)</b> | <b>(518,936.01)</b> |

United Corporation West (Pship)  
Balance Sheets

|                                | As of:                                 | 01/31/16               | 02/29/16               | 03/31/16               | 04/30/16               | 05/31/16               | 06/30/16               | 07/31/16               | 08/31/16               | 09/30/16               | 10/31/16               | 11/30/16               | 12/31/16               |
|--------------------------------|--|------------------------|------------------------|------------------------|------------------------|------------------------|------------------------|------------------------|------------------------|------------------------|------------------------|------------------------|------------------------|
| <b>ASSETS</b>                  |  |                        |                        |                        |                        |                        |                        |                        |                        |                        |                        |                        |                        |
| <b>Current Assets</b>          |  |                        |                        |                        |                        |                        |                        |                        |                        |                        |                        |                        |                        |
| 10300                          | Cash - Bank Op'g 6269                  | (\$ 4,846.12)          | (\$ 4,846.12)          | (\$ 4,846.12)          | (\$ 4,846.12)          | (\$ 4,846.12)          | (\$ 4,846.12)          | (\$ 4,846.12)          | (\$ 4,846.12)          | (\$ 4,846.12)          | (\$ 4,846.12)          | (\$ 4,846.12)          | \$ 0.00                |
| 10600                          | Cash - Bank Claims 9091                | 1,562,603.20           | 1,559,619.87           | 1,467,480.75           | 831,428.21             | 838,489.42             | 718,450.97             | 718,450.97             | 581,040.51             | 581,106.23             | 517,482.54             | 485,285.04             | 454,162.15             |
| 10700                          | Cash - Bank Liquid 9075                | 125,585.24             | 125,565.24             | 125,545.24             | 125,525.24             | 125,505.24             | 125,485.24             | 125,465.24             | 125,445.24             | 125,425.24             | 125,405.24             | 125,385.24             | 125,365.24             |
| 14600                          | Due from (to) Hamed                    | 524.67                 | 0.00                   | 0.00                   | 0.00                   | 0.00                   | 0.00                   | 0.00                   | 0.00                   | 0.00                   | 0.00                   | 0.00                   | 0.00                   |
| 15100                          | Marketable Securities - BPPR           | 8,027,354.43           | 8,044,180.41           | 8,218,319.85           | 8,261,088.99           | 8,272,725.45           | 8,343,036.76           | 8,451,995.35           | 8,468,668.59           | 8,468,462.07           | 8,363,271.11           | 8,291,871.90           | 8,369,401.67           |
| 15150                          | Unrealized (Gain) Loss - BPPR          | 138,768.48             | 132,512.97             | (16,538.26)            | (71,617.54)            | (72,331.63)            | (100,378.74)           | (213,275.14)           | (204,919.69)           | (188,532.69)           | (92,049.70)            | (22,973.74)            | (57,590.78)            |
|                                | <b>Total Current Assets</b>            | <b>9,849,989.90</b>    | <b>9,857,032.37</b>    | <b>9,789,961.46</b>    | <b>9,141,578.78</b>    | <b>9,159,542.36</b>    | <b>9,081,748.11</b>    | <b>9,077,790.30</b>    | <b>8,965,388.53</b>    | <b>8,981,614.73</b>    | <b>8,909,263.07</b>    | <b>8,874,722.32</b>    | <b>8,891,338.28</b>    |
| <b>Property and Equipment</b>  |  |                        |                        |                        |                        |                        |                        |                        |                        |                        |                        |                        |                        |
|                                | <b>Total Property and Equipment</b>    | <b>0.00</b>            | <b>0.00</b>            | <b>0.00</b>            | <b>0.00</b>            | <b>0.00</b>            | <b>0.00</b>            | <b>0.00</b>            | <b>0.00</b>            | <b>0.00</b>            | <b>0.00</b>            | <b>0.00</b>            | <b>0.00</b>            |
| <b>Other Assets</b>            |  |                        |                        |                        |                        |                        |                        |                        |                        |                        |                        |                        |                        |
|                                | <b>Total Other Assets</b>              | <b>0.00</b>            | <b>0.00</b>            | <b>0.00</b>            | <b>0.00</b>            | <b>0.00</b>            | <b>0.00</b>            | <b>0.00</b>            | <b>0.00</b>            | <b>0.00</b>            | <b>0.00</b>            | <b>0.00</b>            | <b>0.00</b>            |
|                                | <b>Total Assets</b>                    | <b>\$ 9,849,989.90</b> | <b>\$ 9,857,032.37</b> | <b>\$ 9,789,961.46</b> | <b>\$ 9,141,578.78</b> | <b>\$ 9,159,542.36</b> | <b>\$ 9,081,748.11</b> | <b>\$ 9,077,790.30</b> | <b>\$ 8,965,388.53</b> | <b>\$ 8,981,614.73</b> | <b>\$ 8,909,263.07</b> | <b>\$ 8,874,722.32</b> | <b>\$ 8,891,338.28</b> |
| <b>LIABILITIES AND CAPITAL</b> |  |                        |                        |                        |                        |                        |                        |                        |                        |                        |                        |                        |                        |
| <b>Current Liabilities</b>     |  |                        |                        |                        |                        |                        |                        |                        |                        |                        |                        |                        |                        |
| 20000                          | Accounts Payable - Trade               | \$ 17,337.00           | \$ 24,523.33           | \$ 30,198.33           | \$ 6,020.00            | \$ 3,630.00            | \$ 1,240.50            | \$ 12,659.30           | (\$ 741.40)            | \$ 495.00              | \$ 3,590.58            | \$ 30,381.49           | \$ 1,437.50            |
| 23000                          | Accrued Expenses                       | 10,000.00              | 10,000.00              | 10,000.00              | 10,000.00              | 10,000.00              | 10,000.00              | 10,000.00              | 10,000.00              | 10,000.00              | 10,000.00              | 10,000.00              | 10,000.00              |
|                                | <b>Total Current Liabilities</b>       | <b>27,337.00</b>       | <b>34,523.33</b>       | <b>40,198.33</b>       | <b>16,020.00</b>       | <b>13,630.00</b>       | <b>11,240.50</b>       | <b>22,659.30</b>       | <b>9,258.60</b>        | <b>10,495.00</b>       | <b>13,590.58</b>       | <b>40,381.49</b>       | <b>11,437.50</b>       |
| <b>Long-Term Liabilities</b>   |  |                        |                        |                        |                        |                        |                        |                        |                        |                        |                        |                        |                        |
| 28600                          | Pship Claims Reserve Clearing          | (76,196.12)            | (82,086.12)            | (151,350.58)           | (193,917.54)           | (193,917.54)           | (259,571.33)           | (259,571.33)           | (380,892.08)           | (380,892.08)           | (441,796.57)           | (468,920.69)           | (468,920.69)           |
|                                | <b>Total Long-Term Liabilities</b>     | <b>(76,196.12)</b>     | <b>(82,086.12)</b>     | <b>(151,350.58)</b>    | <b>(193,917.54)</b>    | <b>(193,917.54)</b>    | <b>(259,571.33)</b>    | <b>(259,571.33)</b>    | <b>(380,892.08)</b>    | <b>(380,892.08)</b>    | <b>(441,796.57)</b>    | <b>(468,920.69)</b>    | <b>(468,920.69)</b>    |
|                                | <b>Total Liabilities</b>               | <b>(48,859.12)</b>     | <b>(47,562.79)</b>     | <b>(111,152.25)</b>    | <b>(177,897.54)</b>    | <b>(180,287.54)</b>    | <b>(248,330.83)</b>    | <b>(236,912.03)</b>    | <b>(371,633.48)</b>    | <b>(370,397.08)</b>    | <b>(428,205.99)</b>    | <b>(428,539.20)</b>    | <b>(457,483.19)</b>    |
| <b>Capital</b>                 |  |                        |                        |                        |                        |                        |                        |                        |                        |                        |                        |                        |                        |
| 30000                          | Common Stock                           | 200,000.00             | 200,000.00             | 200,000.00             | 200,000.00             | 200,000.00             | 200,000.00             | 200,000.00             | 200,000.00             | 200,000.00             | 200,000.00             | 200,000.00             | 200,000.00             |
| 31000                          | Additional Paid-In Capital             | 12,454,539.26          | 12,454,539.26          | 12,454,539.26          | 12,454,539.26          | 12,454,539.26          | 12,454,539.26          | 12,454,539.26          | 12,454,539.26          | 12,454,539.26          | 12,454,539.26          | 12,454,539.26          | 12,454,539.26          |
| 32000                          | Less Cost of Treasury Stock            | (400,000.00)           | (400,000.00)           | (400,000.00)           | (400,000.00)           | (400,000.00)           | (400,000.00)           | (400,000.00)           | (400,000.00)           | (400,000.00)           | (400,000.00)           | (400,000.00)           | (400,000.00)           |
| 33000                          | Dividend Distributions                 | 0.00                   | 0.00                   | 0.00                   | (563,287.25)           | (563,287.25)           | (563,287.25)           | (563,287.25)           | (563,287.25)           | (563,287.25)           | (563,287.25)           | (563,287.25)           | (563,287.25)           |
| 39000                          | Retained Earnings                      | (2,339,523.52)         | (2,339,523.52)         | (2,339,523.52)         | (2,339,523.52)         | (2,339,523.52)         | (2,339,523.52)         | (2,339,523.52)         | (2,339,523.52)         | (2,339,523.52)         | (2,339,523.52)         | (2,339,523.52)         | (2,339,523.52)         |
|                                | <b>Net Income</b>                      | <b>(16,166.72)</b>     | <b>(10,420.58)</b>     | <b>(13,902.03)</b>     | <b>(32,252.17)</b>     | <b>(11,898.59)</b>     | <b>(21,649.55)</b>     | <b>(37,026.16)</b>     | <b>(14,706.48)</b>     | <b>283.32</b>          | <b>(14,259.43)</b>     | <b>(48,466.97)</b>     | <b>(2,907.02)</b>      |
|                                | <b>Total Capital</b>                   | <b>9,898,849.02</b>    | <b>9,904,595.16</b>    | <b>9,901,113.71</b>    | <b>9,319,476.32</b>    | <b>9,339,829.90</b>    | <b>9,330,078.94</b>    | <b>9,314,702.33</b>    | <b>9,337,022.01</b>    | <b>9,352,011.81</b>    | <b>9,337,469.06</b>    | <b>9,303,261.52</b>    | <b>9,348,821.47</b>    |
|                                | <b>Total Liabilities &amp; Capital</b> | <b>\$ 9,849,989.90</b> | <b>\$ 9,857,032.37</b> | <b>\$ 9,789,961.46</b> | <b>\$ 9,141,578.78</b> | <b>\$ 9,159,542.36</b> | <b>\$ 9,081,748.11</b> | <b>\$ 9,077,790.30</b> | <b>\$ 8,965,388.53</b> | <b>\$ 8,981,614.73</b> | <b>\$ 8,909,263.07</b> | <b>\$ 8,874,722.32</b> | <b>\$ 8,891,338.28</b> |

United Corporation West (Pship)  
Income Statement - 12 Periods

|                                     | Month Ended: | 01/31/16    | 02/29/16   | 03/31/16     | 04/30/16    | 05/31/16   | 06/30/16    | 07/31/16    | 08/31/16     | 09/30/16   | 10/31/16    | 11/30/16     | 12/31/16     | 2016<br>YTD Total |
|-------------------------------------|--------------|-------------|------------|--------------|-------------|------------|-------------|-------------|--------------|------------|-------------|--------------|--------------|-------------------|
| <b>Revenues</b>                     |              |             |            |              |             |            |             |             |              |            |             |              |              |                   |
| Total Revenues                      |              | 0.00        | 0.00       | 0.00         | 0.00        | 0.00       | 0.00        | 0.00        | 0.00         | 0.00       | 0.00        | 0.00         | 0.00         | 0.00              |
| <b>Cost of Sales</b>                |              |             |            |              |             |            |             |             |              |            |             |              |              |                   |
| Total Cost of Sales                 |              | 0.00        | 0.00       | 0.00         | 0.00        | 0.00       | 0.00        | 0.00        | 0.00         | 0.00       | 0.00        | 0.00         | 0.00         | 0.00              |
| Gross Profit                        |              | 0.00        | 0.00       | 0.00         | 0.00        | 0.00       | 0.00        | 0.00        | 0.00         | 0.00       | 0.00        | 0.00         | 0.00         | 0.00              |
| <b>Expenses</b>                     |              |             |            |              |             |            |             |             |              |            |             |              |              |                   |
| 60000 Accounting Fees               |              | 0.00        | 0.00       | 0.00         | 0.00        | 0.00       | 0.00        | 0.00        | 1,550.00     | 0.00       | 0.00        | 0.00         | 0.00         | 1,550.00          |
| 60800 Bank Charges                  |              | 20.00       | 20.00      | 20.00        | 20.00       | 20.00      | 20.00       | 20.00       | 20.00        | 20.00      | 20.00       | 20.00        | 20.00        | 240.00            |
| 61300 Contract Labor Expense        |              | 0.00        | 0.00       | 0.00         | 0.00        | 0.00       | 36,200.00   | 0.00        | 0.00         | 0.00       | 3,800.00    | 5,000.00     | 0.00         | 45,000.00         |
| 63000 Insurance - Emp Health        |              | 0.00        | 0.00       | 0.00         | 0.00        | 0.00       | 0.00        | 0.00        | 397.61       | 0.00       | 0.00        | 0.00         | 0.00         | 397.61            |
| 63200 Insurance - Gen Liability     |              | 0.40        | 0.00       | 0.00         | 0.00        | 0.00       | 0.00        | 0.00        | 0.00         | 0.00       | 0.00        | 0.00         | 0.00         | 0.40              |
| 64500 Legal Fees Expense            |              | 17,337.00   | 4,071.00   | 27,083.00    | 6,020.00    | 0.00       | 1,240.50    | 11,418.80   | 0.00         | 495.00     | 0.00        | 1,192.50     | 1,437.50     | 70,295.30         |
| 66400 Rent Expense - Other          |              | 733.33      | 733.33     | 1,466.66     | 0.00        | 733.33     | 1,507.01    | 0.00        | 741.40       | 741.40     | 741.40      | 741.40       | 741.40       | 8,880.66          |
| 67400 Taxes - Empr FUTA Expense     |              | 0.00        | 0.00       | 0.00         | 0.00        | (9,935.49) | 0.00        | 0.00        | 0.00         | 0.00       | 0.00        | 0.00         | 0.00         | (9,935.49)        |
| 67500 Taxes - Empr VI Unemp         |              | 0.00        | 0.00       | 0.00         | 0.00        | 0.00       | 13,047.65   | 0.00        | 0.00         | 0.00       | 1,273.38    | 24,930.39    | 0.00         | 39,251.42         |
| Total Expenses                      |              | 18,090.73   | 4,824.33   | 28,569.66    | 6,040.00    | (9,182.16) | 52,015.16   | 11,438.80   | 2,709.01     | 1,256.40   | 5,834.78    | 31,884.29    | 2,198.90     | 155,679.90        |
| Net Operating Income                |              | (18,090.73) | (4,824.33) | (28,569.66)  | (6,040.00)  | 9,182.16   | (52,015.16) | (11,438.80) | (2,709.01)   | (1,256.40) | (5,834.78)  | (31,884.29)  | (2,198.90)   | (155,679.90)      |
| <b>Other Income (Expense)</b>       |              |             |            |              |             |            |             |             |              |            |             |              |              |                   |
| 80000 Other Income (Expense)        |              | 0.00        | 0.00       | 0.00         | 0.00        | 0.00       | 0.00        | 0.00        | 0.00         | 65.72      | 0.00        | 0.00         | 4,846.12     | 4,911.84          |
| 80100 Interest Income - Taxable     |              | 0.00        | 0.00       | 0.00         | 0.00        | 249.05     | 0.00        | 0.00        | 0.00         | 0.00       | 0.00        | 0.00         | 0.00         | 249.05            |
| 80150 Interest Income - Nontaxable  |              | 20,000.00   | 16,250.00  | 7,093.75     | 5,625.00    | 16,250.00  | 23,750.00   | 14,375.00   | 19,343.75    | 7,875.00   | 10,405.56   | 12,312.50    | 24,878.47    | 178,159.03        |
| 80200 Dividend Income               |              | 1.15        | 1.16       | 18,397.13    | 1.42        | 1.51       | 23,693.84   | 1.78        | 2.91         | 13,872.20  | 1.15        | 1.52         | 26,332.32    | 82,308.09         |
| 80800 Broker & Account Mgt Fees     |              | (12,774.99) | 0.00       | 0.00         | (12,959.05) | 0.00       | 0.00        | (13,297.33) | 0.00         | 0.00       | (13,540.06) | 0.00         | 0.00         | (52,571.43)       |
| 81100 Proceeds from Securities Sold |              | 0.00        | 0.00       | 248,088.50   | 0.00        | 0.00       | 0.00        | 0.00        | 249,394.50   | 0.00       | 0.00        | 178,335.00   | 142,027.72   | 817,845.72        |
| 81200 Cost of Securities Sold       |              | 0.00        | 0.00       | (243,377.86) | 0.00        | 0.00       | 0.00        | 0.00        | (235,642.51) | 0.00       | 0.00        | (187,510.31) | (157,636.66) | (824,167.34)      |
| 81300 Basis Adj's Securities Sold   |              | (5,302.15)  | (5,680.69) | (5,113.31)   | (4,977.51)  | (5,329.14) | (5,179.64)  | (5,017.26)  | (8,069.96)   | (5,566.72) | (5,574.62)  | (5,461.96)   | (5,296.19)   | (66,569.15)       |
| 83100 ST Cap Gain Distrib's - BPPR  |              | 0.00        | 0.00       | 0.00         | 0.00        | 0.00       | 0.00        | 0.00        | 0.00         | 0.00       | 0.00        | 0.00         | 208.97       | 208.97            |
| 83200 LT Cap Gain Distrib's - BPPR  |              | 0.00        | 0.00       | 0.00         | 0.00        | 0.00       | 0.00        | 0.00        | 0.00         | 0.00       | 0.00        | 0.00         | 12,398.10    | 12,398.10         |
| Total Other Income (Expense)        |              | 1,924.01    | 10,570.47  | 25,088.21    | (12,310.14) | 11,171.42  | 42,264.20   | (3,937.81)  | 25,028.69    | 16,246.20  | (8,707.97)  | (34,207.54)  | 47,758.85    | 152,772.88        |
| Net Income                          |              | (16,166.72) | 5,746.14   | (3,481.45)   | (18,350.14) | 20,353.58  | (9,750.96)  | (15,376.61) | 22,319.68    | 14,989.80  | (14,542.75) | (2,323.25)   | 45,559.95    | (2,907.02)        |

United Corporation STT (Pship)  
Balance Sheets

|                                | As of:                                 | 01/31/16              | 02/29/16              | 03/31/16             | 04/30/16             | 05/31/16             | 06/30/16             | 07/31/16             | 08/31/16             | 09/30/16             | 10/31/16             | 11/30/16             | 12/31/16           |
|--------------------------------|--|-----------------------|-----------------------|----------------------|----------------------|----------------------|----------------------|----------------------|----------------------|----------------------|----------------------|----------------------|--------------------|
| <b>ASSETS</b>                  |  |                       |                       |                      |                      |                      |                      |                      |                      |                      |                      |                      |                    |
| <b>Current Assets</b>          |  |                       |                       |                      |                      |                      |                      |                      |                      |                      |                      |                      |                    |
| 10300                          | Cash - Bank Op'g 2010                  | (\$ 9,427.94)         | (\$ 9,427.94)         | (\$ 6,723.15)        | (\$ 6,723.15)        | (\$ 6,723.15)        | (\$ 6,723.15)        | (\$ 6,723.15)        | (\$ 6,723.15)        | (\$ 6,723.15)        | (\$ 6,723.15)        | (\$ 6,723.15)        | \$ 0.00            |
| 10350                          | Cash - Bank Payroll 0640               | (625.79)              | (625.79)              | (625.79)             | (625.79)             | (625.79)             | (625.79)             | (625.79)             | (625.79)             | (625.79)             | (625.79)             | (625.79)             | 0.00               |
|                                | <b>Total Current Assets</b>            | <b>(10,053.73)</b>    | <b>(10,053.73)</b>    | <b>(7,348.94)</b>    | <b>(7,348.94)</b>    | <b>(7,348.94)</b>    | <b>(7,348.94)</b>    | <b>(7,348.94)</b>    | <b>(7,348.94)</b>    | <b>(7,348.94)</b>    | <b>(7,348.94)</b>    | <b>(7,348.94)</b>    | <b>0.00</b>        |
| <b>Property and Equipment</b>  |  |                       |                       |                      |                      |                      |                      |                      |                      |                      |                      |                      |                    |
|                                | <b>Total Property and Equipment</b>    | <b>0.00</b>           | <b>0.00</b>           | <b>0.00</b>          | <b>0.00</b>          | <b>0.00</b>          | <b>0.00</b>          | <b>0.00</b>          | <b>0.00</b>          | <b>0.00</b>          | <b>0.00</b>          | <b>0.00</b>          | <b>0.00</b>        |
| <b>Other Assets</b>            |  |                       |                       |                      |                      |                      |                      |                      |                      |                      |                      |                      |                    |
|                                | <b>Total Other Assets</b>              | <b>0.00</b>           | <b>0.00</b>           | <b>0.00</b>          | <b>0.00</b>          | <b>0.00</b>          | <b>0.00</b>          | <b>0.00</b>          | <b>0.00</b>          | <b>0.00</b>          | <b>0.00</b>          | <b>0.00</b>          | <b>0.00</b>        |
|                                | <b>Total Assets</b>                    | <b>(\$ 10,053.73)</b> | <b>(\$ 10,053.73)</b> | <b>(\$ 7,348.94)</b> | <b>(\$ 7,348.94)</b> | <b>(\$ 7,348.94)</b> | <b>(\$ 7,348.94)</b> | <b>(\$ 7,348.94)</b> | <b>(\$ 7,348.94)</b> | <b>(\$ 7,348.94)</b> | <b>(\$ 7,348.94)</b> | <b>(\$ 7,348.94)</b> | <b>\$ 0.00</b>     |
| <b>LIABILITIES AND CAPITAL</b> |  |                       |                       |                      |                      |                      |                      |                      |                      |                      |                      |                      |                    |
| <b>Current Liabilities</b>     |  |                       |                       |                      |                      |                      |                      |                      |                      |                      |                      |                      |                    |
| 23000                          | Accrued Expenses                       | \$ 10,000.00          | \$ 10,000.00          | \$ 10,000.00         | \$ 10,000.00         | \$ 10,000.00         | \$ 10,000.00         | \$ 10,000.00         | \$ 10,000.00         | \$ 10,000.00         | \$ 10,000.00         | \$ 10,000.00         | \$ 10,000.00       |
|                                | <b>Total Current Liabilities</b>       | <b>10,000.00</b>      | <b>10,000.00</b>      | <b>10,000.00</b>     | <b>10,000.00</b>     | <b>10,000.00</b>     | <b>10,000.00</b>     | <b>10,000.00</b>     | <b>10,000.00</b>     | <b>10,000.00</b>     | <b>10,000.00</b>     | <b>10,000.00</b>     | <b>10,000.00</b>   |
| <b>Long-Term Liabilities</b>   |  |                       |                       |                      |                      |                      |                      |                      |                      |                      |                      |                      |                    |
| 28600                          | Pship Claims Reserve Clearing          | 10,901.51             | 16,791.51             | 19,496.30            | 19,496.30            | 19,496.30            | 19,496.30            | 19,496.30            | 19,496.30            | 19,496.30            | 19,496.30            | 19,496.30            | 19,496.30          |
|                                | <b>Total Long-Term Liabilities</b>     | <b>10,901.51</b>      | <b>16,791.51</b>      | <b>19,496.30</b>     | <b>19,496.30</b>     | <b>19,496.30</b>     | <b>19,496.30</b>     | <b>19,496.30</b>     | <b>19,496.30</b>     | <b>19,496.30</b>     | <b>19,496.30</b>     | <b>19,496.30</b>     | <b>19,496.30</b>   |
|                                | <b>Total Liabilities</b>               | <b>20,901.51</b>      | <b>26,791.51</b>      | <b>29,496.30</b>     | <b>29,496.30</b>     | <b>29,496.30</b>     | <b>29,496.30</b>     | <b>29,496.30</b>     | <b>29,496.30</b>     | <b>29,496.30</b>     | <b>29,496.30</b>     | <b>29,496.30</b>     | <b>29,496.30</b>   |
| <b>Capital</b>                 |  |                       |                       |                      |                      |                      |                      |                      |                      |                      |                      |                      |                    |
| 39000                          | Retained Earnings                      | (31,365.24)           | (31,365.24)           | (31,365.24)          | (31,365.24)          | (31,365.24)          | (31,365.24)          | (31,365.24)          | (31,365.24)          | (31,365.24)          | (31,365.24)          | (31,365.24)          | (31,365.24)        |
|                                | Net Income                             | 410.00                | (5,480.00)            | (5,480.00)           | (5,480.00)           | (5,480.00)           | (5,480.00)           | (5,480.00)           | (5,480.00)           | (5,480.00)           | (5,480.00)           | (5,480.00)           | 1,868.94           |
|                                | <b>Total Capital</b>                   | <b>(30,955.24)</b>    | <b>(36,845.24)</b>    | <b>(36,845.24)</b>   | <b>(36,845.24)</b>   | <b>(36,845.24)</b>   | <b>(36,845.24)</b>   | <b>(36,845.24)</b>   | <b>(36,845.24)</b>   | <b>(36,845.24)</b>   | <b>(36,845.24)</b>   | <b>(36,845.24)</b>   | <b>(29,496.30)</b> |
|                                | <b>Total Liabilities &amp; Capital</b> | <b>(\$ 10,053.73)</b> | <b>(\$ 10,053.73)</b> | <b>(\$ 7,348.94)</b> | <b>(\$ 7,348.94)</b> | <b>(\$ 7,348.94)</b> | <b>(\$ 7,348.94)</b> | <b>(\$ 7,348.94)</b> | <b>(\$ 7,348.94)</b> | <b>(\$ 7,348.94)</b> | <b>(\$ 7,348.94)</b> | <b>(\$ 7,348.94)</b> | <b>\$ 0.00</b>     |

United Corporation STT (Pship)  
Income Statement - 12 Periods

|                               | Month Ended:                        | 01/31/16        | 02/29/16          | 03/31/16    | 04/30/16    | 05/31/16    | 06/30/16    | 07/31/16    | 08/31/16    | 09/30/16    | 10/31/16    | 11/30/16    | 12/31/16        | 2016<br>YTD Total |
|-------------------------------|-------------------------------------|-----------------|-------------------|-------------|-------------|-------------|-------------|-------------|-------------|-------------|-------------|-------------|-----------------|-------------------|
| <b>Revenues</b>               |                                     |                 |                   |             |             |             |             |             |             |             |             |             |                 |                   |
| 48000                         | Revenue - Sales Discounts           | \$ 0.00         | (3,640.00)        | 0.00        | 0.00        | 0.00        | 0.00        | 0.00        | 0.00        | 0.00        | 0.00        | 0.00        | 0.00            | (\$ 3,640.00)     |
|                               | <b>Total Revenues</b>               | <b>0.00</b>     | <b>(3,640.00)</b> | <b>0.00</b> | <b>0.00</b> | <b>0.00</b> | <b>0.00</b> | <b>0.00</b> | <b>0.00</b> | <b>0.00</b> | <b>0.00</b> | <b>0.00</b> | <b>0.00</b>     | <b>(3,640.00)</b> |
| <b>Cost of Sales</b>          |                                     |                 |                   |             |             |             |             |             |             |             |             |             |                 |                   |
| 50000                         | COS - Purchases                     | (410.00)        | 0.00              | 0.00        | 0.00        | 0.00        | 0.00        | 0.00        | 0.00        | 0.00        | 0.00        | 0.00        | 0.00            | (410.00)          |
| 52200                         | COS - US Customs Expense            | 0.00            | 2,250.00          | 0.00        | 0.00        | 0.00        | 0.00        | 0.00        | 0.00        | 0.00        | 0.00        | 0.00        | 0.00            | 2,250.00          |
|                               | <b>Total Cost of Sales</b>          | <b>(410.00)</b> | <b>2,250.00</b>   | <b>0.00</b> | <b>0.00</b> | <b>0.00</b> | <b>0.00</b> | <b>0.00</b> | <b>0.00</b> | <b>0.00</b> | <b>0.00</b> | <b>0.00</b> | <b>0.00</b>     | <b>1,840.00</b>   |
|                               | <b>Gross Profit</b>                 | <b>410.00</b>   | <b>(5,890.00)</b> | <b>0.00</b> | <b>0.00</b> | <b>0.00</b> | <b>0.00</b> | <b>0.00</b> | <b>0.00</b> | <b>0.00</b> | <b>0.00</b> | <b>0.00</b> | <b>0.00</b>     | <b>(5,480.00)</b> |
| <b>Expenses</b>               |                                     |                 |                   |             |             |             |             |             |             |             |             |             |                 |                   |
|                               | <b>Total Expenses</b>               | <b>0.00</b>     | <b>0.00</b>       | <b>0.00</b> | <b>0.00</b> | <b>0.00</b> | <b>0.00</b> | <b>0.00</b> | <b>0.00</b> | <b>0.00</b> | <b>0.00</b> | <b>0.00</b> | <b>0.00</b>     | <b>0.00</b>       |
|                               | <b>Net Operating Income</b>         | <b>410.00</b>   | <b>(5,890.00)</b> | <b>0.00</b> | <b>0.00</b> | <b>0.00</b> | <b>0.00</b> | <b>0.00</b> | <b>0.00</b> | <b>0.00</b> | <b>0.00</b> | <b>0.00</b> | <b>0.00</b>     | <b>(5,480.00)</b> |
| <b>Other Income (Expense)</b> |                                     |                 |                   |             |             |             |             |             |             |             |             |             |                 |                   |
| 80000                         | Other Income (Expense)              | 0.00            | 0.00              | 0.00        | 0.00        | 0.00        | 0.00        | 0.00        | 0.00        | 0.00        | 0.00        | 0.00        | 7,348.94        | 7,348.94          |
|                               | <b>Total Other Income (Expense)</b> | <b>0.00</b>     | <b>0.00</b>       | <b>0.00</b> | <b>0.00</b> | <b>0.00</b> | <b>0.00</b> | <b>0.00</b> | <b>0.00</b> | <b>0.00</b> | <b>0.00</b> | <b>0.00</b> | <b>7,348.94</b> | <b>7,348.94</b>   |
|                               | <b>Net Income</b>                   | <b>\$ 0.00</b>  | <b>0.00</b>       | <b>0.00</b> | <b>0.00</b> | <b>0.00</b> | <b>0.00</b> | <b>0.00</b> | <b>0.00</b> | <b>0.00</b> | <b>0.00</b> | <b>0.00</b> | <b>7,348.94</b> | <b>1,868.94</b>   |

## Charlotte Perrell

---

**From:** John Gaffney <johngaffney@tampabay.rr.com>  
**Sent:** Tuesday, January 31, 2017 4:45 PM  
**To:** Edgar Ross  
**Cc:** fathiyusuf@yahoo.com; George H.T. Dudley; Gregory H. Hodges; 'Joel Holt'; 'Carl Hartmann'  
**Subject:** 12th Bi-Monthly Report  
**Attachments:** 2016-12 00 Plaza Liquidation Budget.pdf; 2016-12 00 Plaza Liquidation Actual.pdf; 2016-12 00 Plaza Actual P&L.pdf; 2016-12 01 Plaza Pship Fin Statements.pdf; 2016-12 02 Plaza Pship Cash Recons.pdf; 2016-12 03 Plaza Pship Cash Register.pdf; 2016-12 04 Plaza Pship AP Aging.pdf; 2016-12 05 Plaza Pship GL's.pdf; 2016-12 06 BPPR Securities Summary.pdf

Dear Judge Ross,

Attached are the files supporting the 12<sup>th</sup> bi-monthly report. Financials are presented for the period ended 12/31/16.

Regards,

John Gaffney  
(305)332-7094



Vendor Credit Memos

File Edit Go To Window Help

Close New List Save Delete Return Serial No Note Journal Reports Help

Vendor ID: UNITED CORP

Vendor Credit Memo

Remit to: UNITED CORPORATION  
PO BOX 763  
4C & D STON FARM  
CHRISTIANSTED, VI 00821

\*Credit date: 8/9/16  
\*Due date: Jul 31, 2016  
Credit No.: CM16-0719-01  
[View related transactions](#)

**APPLIED**

Terms: Due at end of Month Return authorization: 20000 A/P account: 20000

Apply to Invoice No.: 16-0719-01 Apply to Purchases: 0.00

| Item                      | Quantity | U/M | Returned | Description   | GL Account | Unit Price | Amount    | Job            |
|---------------------------|----------|-----|----------|---|------------|------------|-----------|----------------|
|                           |          |     |          | JONES SETTLEMENT VIA UNITED EAST CK 4458 TO COLIANNI<br>Insurance - Gen Liability | 28600      |            | 50,000.00 |                |
|                           |          |     |          |   |            |            |           |                |
|                           |          |     |          |   |            |            |           |                |
|                           |          |     |          |   |            |            |           |                |
| Other applied payments    |          |     |          |   |            | 0.00       | 50,000.00 | Credit total   |
| Credit applied to invoice |          |     |          |   |            | 50,000.00  | 0.00      | Net credit due |

Vendor balance on Aug 9, 2016 71,280.75

THIS IS A CHARGE TO THE PARTNERSHIP ON THE BOOKS OF PLAZA EAST. IT WAS AGREED BY ALL PARTIES (INCLUDING HAMEDS) TO SETTLE A LAWSUIT BY A FORMER EMPLOYEE OF PLAZA EAST WHO LOCKED HIMSELF IN A FREEZER AND INJURED HIMSELF CLIMBING OUT. IT WAS PAID BY UNITED CORPORATION AND REIMBURSED BY THE PARTNERSHIP.

Payments

File Edit Go To Window Help

Close New List Save Print Delete Recalc Row Serial No. Detail Journal Event Reports Attach Help

Plaza East (Pship) Check/Reference No.: CRA321

Date: 8/12/16

Vendor ID: UNITED CORP

Dollars \$ 0.00

Pay to the order of: Mail To: UNITED CORPORATION  
PO BOX 763  
4C & D SION FARM  
CHRISTIANSTED VI 00821  
Country

Payment method: Check

Memo:

Cash account: 10300  
<Inactive Account>

Cash account balance: 0.00

Apply to Invoices: 0.00 Apply to Expenses: 0.00  Prepayment Pay All / None

| Invoice    | Date Due     | Amount Due | Description | Discount | Amount Paid | Pay                                 |
|------------|--------------|------------|-------------|----------|-------------|-------------------------------------|
| CRA315CM   | Jun 30, 2016 | -500.00    |             |          | -500.00     | <input checked="" type="checkbox"/> |
| 16-0630-01 | Jun 30, 2016 | 28,084.75  |             |          | 28,084.75   | <input checked="" type="checkbox"/> |
| 16-0630-02 | Jun 30, 2016 | 10,765.00  |             |          | 10,765.00   | <input checked="" type="checkbox"/> |
| 16-0630-03 | Jun 30, 2016 | 1,000.00   |             |          | 1,000.00    | <input checked="" type="checkbox"/> |
| 16-0731-01 | Jul 31, 2016 | 22,319.00  |             |          | 22,319.00   | <input checked="" type="checkbox"/> |
| 16-0731-02 | Jul 31, 2016 | 8,612.00   |             |          | 8,612.00    | <input checked="" type="checkbox"/> |
| 16-0731-03 | Jul 31, 2016 | 1,000.00   |             |          | 1,000.00    | <input checked="" type="checkbox"/> |
| 321CM      | Aug 31, 2016 | -71,280.75 |             |          | -71,280.75  | <input checked="" type="checkbox"/> |
| 1035       | Oct 31, 2018 | 450.00     |             |          |             | <input type="checkbox"/>            |

Discount account: 58000

NOTE THAT THIS IS ACTUALLY A ZERO PAYMENT CHECK SINCE THE ACTUAL PAYMENT WAS MADE AND RECORDED ON PLAZA WEST'S BOOKS – NOT PLAZA EAST'S BOOKS. THEREFORE, A CREDIT MEMO WAS POSTED ON PLAZA EAST'S BOOKS TO CLEAR THE LIABILITIES.

THIS ENTRY RECORDS PAYMENT BY PLAZA WEST CLAIMS RESERVE ACCOUNT TO UNITED CORPORATION FOR APPROVED CHARGES. ALL CHARGES RELATE TO FATHI YUSUF AND GAFFNEY WAGES PLUS GAFFNEY TRAVEL/HOUSING ALLOWANCE WITH THE EXCEPTION OF A SINGLE \$500 CREDIT MEMO WHICH RELATES TO A PREVIOUS OVERPAYMENT BY THE PARTNERSHIP FOR A VIESA PAYMENT IN JUNE 2016.

KEEP IN MIND THAT "PJ" ENTRIES UNDER THE CREDIT COLUMN IN ACCOUNTS PAYABLE ARE THE LIABILITIES. THE "CDJ" AND THE "PH" ENTRIES IN THE DEBIT COLUMN ARE THE PAYMENTS OF PREVIOUSLY RECORDED LIABILITIES.

THIS ACCOUNTING MAY SEEM COMPLICATED. BUT IT IS ACTUALLY EASY TO UNDERSTAND IF YOU SEE THE OTHER SIDE (PLAZA WEST). A CONTROL ACCOUNT (28600) IS USED ON BOTH SETS OF BOOKS, THE COMBINED TOTAL OF WHICH MUST ALWAYS EQUAL ZERO TO ESTABLISH NO ERRORS OR INCOMPLETE WORK.

NOTE: **ALL OTHER ACTIVITY YOU CIRCLED** RELATES TO FATHI YUSUF AND GAFFNEY WAGES & ALLOWANCE WITH THE EXCEPTION OF THE \$50,000 SETTLEMENT, THE \$500 CREDIT MEMO AND A NOMINAL \$40 CREDIT MEMO THAT RELATES TO A REDEEMED GIFT CERT AFTER THE SPLIT.

SEE THE FINAL WAGE CHARGES BELOW WHICH WAS THE BEGINNING OF A SALARY REDUCTION PERIOD. JUDGE ROSS AND I AGREED TO REDUCE MY CHARGES BY 50%. ALL WAGES CHARGES STOPPED AFTER JANUARY 2017.

Purchases/Receive Inventory

File Edit Go To Window Help

Close New List Save Copy Delete Row Serial No Note Journal Event Layout Reports Attach Help

Vendor ID: UNITED CORP

Remit to: UNITED CORPORATION  
PO BOX 763  
4C & D SION FARM  
CHRISTIANSTED, VI 00821

Ship to: United Corporation East (Pship)  
P.O. Box 763  
Christiansted  
St. Croix VI 00821  
Country

\*Invoice date: 9/30/16  
\*Due date: Sep 30, 2016  
Invoice No.: 16-0930-01  
 Drop ship  
 Waiting on bill  
[View related transactions](#)

Customer SO No. Customer invoice No. Terms Ship via A/P account  
Due at end of Month LPS Red 20000

Apply to Purchase Order: 0.00 Apply to Purchases: 22,319.00

| Quantity | Item | U/M | Description                                       | GL Account | Unit Price | Amount    | Job |
|----------|------|-----|---|------------|------------|-----------|-----|
|          |      |     | FATHI YUSUF SEP WAGES<br>Wages - Officer Salaries | 69000      | 0.00       | 22,319.00 |     |
|          |      |     |   |            |            |           |     |
|          |      |     |   |            |            |           |     |

Other payments and credits: 22,319.00 22,319.00 Invoice total  
Amount paid at purchase: 0.00 0.00 Net due

Vendor balance on Sep 30, 2016 60,904.49

Purchases/Receive Inventory

File Edit Go To Window Help

Close New List Save Copy Delete Row Serial No Note Journal Event Layout Reports Attach Help

Vendor ID: UNITED CORP

Remit to: UNITED CORPORATION  
PO BOX 763  
4C & D SION FARM  
CHRISTIANSTED, VI 00821

Ship to: United Corporation East (Pship)  
P.O. Box 763  
Christiansted  
St. Croix VI 00821  
Country

\*Invoice date: 9/30/16  
\*Due date: Sep 30, 2016  
Invoice No.: 16-0930-02  
 Drop ship  
 Waiting on bill  
[View related transactions](#)

Customer SO No. Customer invoice No. Terms Ship via A/P account  
Due at end of Month LPS Red 20000

Apply to Purchase Order: 0.00 Apply to Purchases: 4,305.12

| Quantity | Item | U/M | Description                                 | GL Account | Unit Price | Amount   | Job |
|----------|------|-----|---|------------|------------|----------|-----|
|          |      |     | GAFFNEY SEP WAGES (50%)<br>Wages - Managers | 69200      | 0.00       | 4,305.12 |     |
|          |      |     |   |            |            |          |     |
|          |      |     |   |            |            |          |     |

Other payments and credits: 4,305.12 4,305.12 Invoice total  
Amount paid at purchase: 0.00 0.00 Net due

Vendor balance on Sep 30, 2016 60,904.49

**Plaza East (Pship)**  
**General Ledger**  
**For the Period From Aug 1, 2016 to Jun 30, 2019**

| Account | Acct Descr | Date     | Reference    | Jrnl | Trans Description            | Debit Amt  | Credit Amt | Balance            |
|---------|------------|----------|--------------|------|------------------------------|------------|------------|--------------------|
| 20000   | AP - Trade | 8/1/16   |              |      | Beginning Balance            |            |            | <b>-196,059.85</b> |
| 20000   | AP - Trade | 8/9/16   | CM16-0719-01 | PJ   | UNITED CORPORATION           | 50,000.00  |            |                    |
| 20000   | AP - Trade | 8/12/16  | 321CM        | PJ   | UNITED CORPORATION           | 71,280.75  |            |                    |
| 20000   | AP - Trade | 8/12/16  | CRA321       | CDJ  | UNITED CORPORATION - Invoice | 28,084.75  |            |                    |
| 20000   | AP - Trade | 8/12/16  | CRA321       | CDJ  | UNITED CORPORATION - Invoice | 1,000.00   |            |                    |
| 20000   | AP - Trade | 8/12/16  | CRA321       | CDJ  | UNITED CORPORATION - Invoice | 8,612.00   |            |                    |
| 20000   | AP - Trade | 8/12/16  | CRA321       | CDJ  | UNITED CORPORATION - Invoice | 22,319.00  |            |                    |
| 20000   | AP - Trade | 8/12/16  | CRA321       | CDJ  | UNITED CORPORATION - Invoice | 1,000.00   |            |                    |
| 20000   | AP - Trade | 8/12/16  | CRA321       | CDJ  | UNITED CORPORATION - Invoice |            | 500.00     |                    |
| 20000   | AP - Trade | 8/12/16  | CRA321       | CDJ  | UNITED CORPORATION - Invoice |            | 71,280.75  |                    |
| 20000   | AP - Trade | 8/12/16  | CRA321       | CDJ  | UNITED CORPORATION - Invoice | 10,765.00  |            |                    |
| 20000   | AP - Trade | 8/13/16  | 16-0813-01   | PJ   | UNITED CORPORATION           |            | 40.00      |                    |
| 20000   | AP - Trade | 8/17/16  | 16-0817-01   | PJ   | VI EMPLOYMENT SECURITY AG    |            | 38,449.90  |                    |
| 20000   | AP - Trade | 8/30/16  | 16-0813-01CM | PJ   | UNITED CORPORATION           | 40.00      |            |                    |
| 20000   | AP - Trade | 8/31/16  | 16-0831-01   | PJ   | UNITED CORPORATION           |            | 27,898.75  |                    |
| 20000   | AP - Trade | 8/31/16  | 16-0831-02   | PJ   | UNITED CORPORATION           |            | 5,381.62   |                    |
| 20000   | AP - Trade | 8/31/16  | 16-0831-03   | PJ   | UNITED CORPORATION           |            | 500.00     |                    |
| 20000   | AP - Trade |          |              |      | Current Period Change        | 193,101.50 | 144,051.02 | 49,050.48          |
| 20000   | AP - Trade | 9/1/16   |              |      | Beginning Balance            |            |            | <b>-147,009.37</b> |
| 20000   | AP - Trade | 9/30/16  | 16-0930-01   | PJ   | UNITED CORPORATION           |            | 22,319.00  |                    |
| 20000   | AP - Trade | 9/30/16  | 16-0930-02   | PJ   | UNITED CORPORATION           |            | 4,305.12   |                    |
| 20000   | AP - Trade | 9/30/16  | 16-0930-03   | PJ   | UNITED CORPORATION           |            | 500.00     |                    |
| 20000   | AP - Trade |          |              |      | Current Period Change        |            | 27,124.12  | -27,124.12         |
| 20000   | AP - Trade | 10/1/16  |              |      | Beginning Balance            |            |            | <b>-174,133.49</b> |
| 20000   | AP - Trade | 10/7/16  | CM16-0930    | PJ   | UNITED CORPORATION           | 60,904.49  |            |                    |
| 20000   | AP - Trade | 10/7/16  | CRA326       | CDJ  | UNITED CORPORATION - Invoice | 5,381.62   |            |                    |
| 20000   | AP - Trade | 10/7/16  | CRA326       | CDJ  | UNITED CORPORATION - Invoice |            | 60,904.49  |                    |
| 20000   | AP - Trade | 10/7/16  | CRA326       | CDJ  | UNITED CORPORATION - Invoice | 22,319.00  |            |                    |
| 20000   | AP - Trade | 10/7/16  | CRA326       | CDJ  | UNITED CORPORATION - Invoice | 500.00     |            |                    |
| 20000   | AP - Trade | 10/7/16  | CRA326       | CDJ  | UNITED CORPORATION - Invoice | 500.00     |            |                    |
| 20000   | AP - Trade | 10/7/16  | CRA326       | CDJ  | UNITED CORPORATION - Invoice | 27,898.75  |            |                    |
| 20000   | AP - Trade | 10/7/16  | CRA326       | CDJ  | UNITED CORPORATION - Invoice | 4,305.12   |            |                    |
| 20000   | AP - Trade | 10/31/16 | 16-1031-03   | PJ   | UNITED CORPORATION           |            | 500.00     |                    |
| 20000   | AP - Trade | 10/31/16 | 16-1031-01   | PJ   | UNITED CORPORATION           |            | 22,319.00  |                    |
| 20000   | AP - Trade | 10/31/16 | 16-1031-02   | PJ   | UNITED CORPORATION           |            | 4,305.12   |                    |
| 20000   | AP - Trade |          |              |      | Current Period Change        | 121,808.98 | 88,028.61  | 33,780.37          |
| 20000   | AP - Trade | 11/1/16  |              |      | Beginning Balance            |            |            | <b>-140,353.12</b> |
| 20000   | AP - Trade | 11/23/16 | CM16-1031    | PJ   | UNITED CORPORATION           | 27,124.12  |            |                    |
| 20000   | AP - Trade | 11/23/16 | CRA332       | CDJ  | UNITED CORPORATION - Invoice | 4,305.12   |            |                    |
| 20000   | AP - Trade | 11/23/16 | CRA332       | CDJ  | UNITED CORPORATION - Invoice | 500.00     |            |                    |
| 20000   | AP - Trade | 11/23/16 | CRA332       | CDJ  | UNITED CORPORATION - Invoice |            | 27,124.12  |                    |
| 20000   | AP - Trade | 11/23/16 | CRA332       | CDJ  | UNITED CORPORATION - Invoice | 22,319.00  |            |                    |
| 20000   | AP - Trade | 11/30/16 | 16-0817-01CM | PJ   | VI EMPLOYMENT SECURITY AG    | 38,449.90  |            |                    |
| 20000   | AP - Trade | 11/30/16 | 16-1101-01   | PJ   | UNITED CORPORATION           |            | 27,898.75  |                    |
| 20000   | AP - Trade | 11/30/16 | 16-1130-02   | PJ   | UNITED CORPORATION           |            | 5,381.40   |                    |
| 20000   | AP - Trade |          |              |      | Current Period Change        | 92,698.14  | 60,404.27  | 32,293.87          |
| 20000   | AP - Trade | 12/1/16  |              |      | Beginning Balance            |            |            | <b>-108,059.25</b> |
| 20000   | AP - Trade | 12/31/16 | 16-1231-01   | PJ   | UNITED CORPORATION           |            | 22,319.00  |                    |
| 20000   | AP - Trade | 12/31/16 | 16-1231-02   | PJ   | UNITED CORPORATION           |            | 5,299.03   |                    |
| 20000   | AP - Trade |          |              |      | Current Period Change        |            | 27,618.03  | -27,618.03         |
| 20000   | AP - Trade | 12/31/16 |              |      | Fiscal Year End Balance      |            |            | <b>-135,677.28</b> |
| 20000   | AP - Trade | 1/1/17   |              |      | Beginning Balance            |            |            | <b>-135,677.28</b> |
| 20000   | AP - Trade | 1/9/17   | 337          | CDJ  | UNITED CORPORATION - Invoice | 27,898.75  |            |                    |
| 20000   | AP - Trade | 1/9/17   | 337          | CDJ  | UNITED CORPORATION - Invoice | 5,299.03   |            |                    |

| Account | Acct Descr | Date    | Reference  | Jrnl | Trans Description            | Debit Amt | Credit Amt | Balance           |
|---------|------------|---------|------------|------|------------------------------|-----------|------------|-------------------|
| 20000   | AP - Trade | 1/9/17  | 337        | CDJ  | UNITED CORPORATION - Invoice | 5,381.40  |            |                   |
| 20000   | AP - Trade | 1/9/17  | 337        | CDJ  | UNITED CORPORATION - Invoice | 22,319.00 |            |                   |
| 20000   | AP - Trade | 1/10/17 | 1001       | PJ   | UNITED CORPORATION           |           | 300.00     |                   |
| 20000   | AP - Trade | 1/18/17 | 1002       | PJ   | UNITED CORPORATION           |           | 600.00     |                   |
| 20000   | AP - Trade | 1/30/17 | 1003       | PJ   | UNITED CORPORATION           |           | 1,050.00   |                   |
| 20000   | AP - Trade |         |            |      | Current Period Change        | 60,898.18 | 1,950.00   | 58,948.18         |
| 20000   | AP - Trade | 2/1/17  |            |      | Beginning Balance            |           |            | <b>-76,729.10</b> |
| 20000   | AP - Trade | 2/9/17  | 1004       | PJ   | UNITED CORPORATION           |           | 300.00     |                   |
| 20000   | AP - Trade | 2/21/17 | 1005       | PJ   | UNITED CORPORATION           |           | 600.00     |                   |
| 20000   | AP - Trade |         |            |      | Current Period Change        |           | 900.00     | -900.00           |
| 20000   | AP - Trade | 3/1/17  |            |      | Beginning Balance            |           |            | <b>-77,629.10</b> |
| 20000   | AP - Trade | 3/6/17  | 1006       | PJ   | UNITED CORPORATION           |           | 300.00     |                   |
| 20000   | AP - Trade | 3/10/17 | 1007       | PJ   | UNITED CORPORATION           |           | 675.00     |                   |
| 20000   | AP - Trade | 3/13/17 | 1008       | PJ   | UNITED CORPORATION           |           | 600.00     |                   |
| 20000   | AP - Trade | 3/14/17 | DTF167459  | PJ   | UNITED CORPORATION           |           | 80.00      |                   |
| 20000   | AP - Trade | 3/14/17 | DTF168441  | PJ   | UNITED CORPORATION           |           | 2,857.00   |                   |
| 20000   | AP - Trade | 3/14/17 | DTF168678  | PJ   | UNITED CORPORATION           |           | 3,749.50   |                   |
| 20000   | AP - Trade | 3/14/17 | DTF169229  | PJ   | UNITED CORPORATION           |           | 2,645.00   |                   |
| 20000   | AP - Trade | 3/14/17 | DTF169382  | PJ   | UNITED CORPORATION           |           | 3,055.00   |                   |
| 20000   | AP - Trade | 3/14/17 | DTF169852  | PJ   | UNITED CORPORATION           |           | 800.00     |                   |
| 20000   | AP - Trade | 3/14/17 | DTF170637  | PJ   | UNITED CORPORATION           |           | 1,280.00   |                   |
| 20000   | AP - Trade | 3/14/17 | DTF171419  | PJ   | UNITED CORPORATION           |           | 1,000.00   |                   |
| 20000   | AP - Trade | 3/15/17 | 340        | CDJ  | UNITED CORPORATION - Invoice | 1,050.00  |            |                   |
| 20000   | AP - Trade | 3/15/17 | 340        | CDJ  | UNITED CORPORATION - Invoice | 1,000.00  |            |                   |
| 20000   | AP - Trade | 3/15/17 | 340        | CDJ  | UNITED CORPORATION - Invoice | 600.00    |            |                   |
| 20000   | AP - Trade | 3/15/17 | 340        | CDJ  | UNITED CORPORATION - Invoice | 1,280.00  |            |                   |
| 20000   | AP - Trade | 3/15/17 | 340        | CDJ  | UNITED CORPORATION - Invoice | 800.00    |            |                   |
| 20000   | AP - Trade | 3/15/17 | 340        | CDJ  | UNITED CORPORATION - Invoice | 3,749.50  |            |                   |
| 20000   | AP - Trade | 3/15/17 | 340        | CDJ  | UNITED CORPORATION - Invoice | 2,857.00  |            |                   |
| 20000   | AP - Trade | 3/15/17 | 340        | CDJ  | UNITED CORPORATION - Invoice | 675.00    |            |                   |
| 20000   | AP - Trade | 3/15/17 | 340        | CDJ  | UNITED CORPORATION - Invoice | 300.00    |            |                   |
| 20000   | AP - Trade | 3/15/17 | 340        | CDJ  | UNITED CORPORATION - Invoice | 2,645.00  |            |                   |
| 20000   | AP - Trade | 3/15/17 | 340        | CDJ  | UNITED CORPORATION - Invoice | 300.00    |            |                   |
| 20000   | AP - Trade | 3/15/17 | 340        | CDJ  | UNITED CORPORATION - Invoice | 600.00    |            |                   |
| 20000   | AP - Trade | 3/15/17 | 340        | CDJ  | UNITED CORPORATION - Invoice | 80.00     |            |                   |
| 20000   | AP - Trade | 3/15/17 | 340        | CDJ  | UNITED CORPORATION - Invoice | 300.00    |            |                   |
| 20000   | AP - Trade | 3/15/17 | 340        | CDJ  | UNITED CORPORATION - Invoice | 600.00    |            |                   |
| 20000   | AP - Trade | 3/15/17 | 340        | CDJ  | UNITED CORPORATION - Invoice | 3,055.00  |            |                   |
| 20000   | AP - Trade | 3/15/17 | 1009       | PJ   | UNITED CORPORATION           |           | 75.00      |                   |
| 20000   | AP - Trade | 3/15/17 | 1010       | PJ   | UNITED CORPORATION           |           | 450.00     |                   |
| 20000   | AP - Trade | 3/28/17 | 1011       | PJ   | UNITED CORPORATION           |           | 300.00     |                   |
| 20000   | AP - Trade |         |            |      | Current Period Change        | 19,891.50 | 17,866.50  | 2,025.00          |
| 20000   | AP - Trade | 4/1/17  |            |      | Beginning Balance            |           |            | <b>-75,604.10</b> |
| 20000   | AP - Trade | 4/3/17  | 1012       | PJ   | UNITED CORPORATION           |           | 1,200.00   |                   |
| 20000   | AP - Trade | 4/27/17 | 1013       | PJ   | UNITED CORPORATION           |           | 450.00     |                   |
| 20000   | AP - Trade |         |            |      | Current Period Change        |           | 1,650.00   | -1,650.00         |
| 20000   | AP - Trade | 5/1/17  |            |      | Beginning Balance            |           |            | <b>-77,254.10</b> |
| 20000   | AP - Trade | 5/1/17  | 940-201412 | PJ   | INTERNAL REVENUE SERVICE     |           | 74,902.32  |                   |
| 20000   | AP - Trade | 5/2/17  | CRA341     | CDJ  | UNITED CORPORATION - Invoice | 1,200.00  |            |                   |
| 20000   | AP - Trade | 5/2/17  | CRA341     | CDJ  | UNITED CORPORATION - Invoice | 75.00     |            |                   |
| 20000   | AP - Trade | 5/2/17  | CRA341     | CDJ  | UNITED CORPORATION - Invoice | 450.00    |            |                   |
| 20000   | AP - Trade | 5/2/17  | CRA341     | CDJ  | UNITED CORPORATION - Invoice | 300.00    |            |                   |
| 20000   | AP - Trade | 5/15/17 | FUTA2013CM | PJ   | INTERNAL REVENUE SERVICE     | 74,779.10 |            |                   |
| 20000   | AP - Trade | 5/19/17 | 1014       | PJ   | UNITED CORPORATION           |           | 450.00     |                   |
| 20000   | AP - Trade |         |            |      | Current Period Change        | 76,804.10 | 75,352.32  | 1,451.78          |
| 20000   | AP - Trade | 6/1/17  |            |      | Beginning Balance            |           |            | <b>-75,802.32</b> |
| 20000   | AP - Trade | 6/13/17 | 1015       | PJ   | UNITED CORPORATION           |           | 450.00     |                   |
| 20000   | AP - Trade | 6/23/17 | FUTA2014   | PJ   | INTERNAL REVENUE SERVICE     | 74,902.32 |            |                   |
| 20000   | AP - Trade |         |            |      | Current Period Change        | 74,902.32 | 450.00     | 74,452.32         |

| Account | Acct Descr | Date     | Reference | Jrnl | Trans Description            | Debit Amt | Credit Amt | Balance           |
|---------|------------|----------|-----------|------|------------------------------|-----------|------------|-------------------|
| 20000   | AP - Trade | 7/1/17   |           |      | Beginning Balance            |           |            | <b>-1,350.00</b>  |
| 20000   | AP - Trade | 7/5/17   | CRA347    | CDJ  | UNITED CORPORATION - Invoice | 450.00    |            |                   |
| 20000   | AP - Trade | 7/5/17   | CRA347    | CDJ  | UNITED CORPORATION - Invoice | 450.00    |            |                   |
| 20000   | AP - Trade | 7/5/17   | CRA347    | CDJ  | UNITED CORPORATION - Invoice | 450.00    |            |                   |
| 20000   | AP - Trade | 7/13/17  | 17-0713   | PJ   | BUREAU OF INTERNAL REVENL    |           | 37,448.60  |                   |
| 20000   | AP - Trade | 7/21/17  | 1019      | PJ   | UNITED CORPORATION           |           | 1,650.00   |                   |
| 20000   | AP - Trade | 7/22/17  | 1020      | PJ   | UNITED CORPORATION           |           | 450.00     |                   |
| 20000   | AP - Trade |          |           |      | Current Period Change        | 1,350.00  | 39,548.60  | -38,198.60        |
| 20000   | AP - Trade | 8/1/17   |           |      | Beginning Balance            |           |            | <b>-39,548.60</b> |
| 20000   | AP - Trade | 8/20/17  | 1021      | PJ   | UNITED CORPORATION           |           | 450.00     |                   |
| 20000   | AP - Trade |          |           |      | Current Period Change        |           | 450.00     | -450.00           |
| 20000   | AP - Trade | 9/1/17   |           |      | Beginning Balance            |           |            | <b>-39,998.60</b> |
| 20000   | AP - Trade | 9/20/17  | 1022      | PJ   | UNITED CORPORATION           |           | 450.00     |                   |
| 20000   | AP - Trade |          |           |      | Current Period Change        |           | 450.00     | -450.00           |
| 20000   | AP - Trade | 10/1/17  |           |      | Beginning Balance            |           |            | <b>-40,448.60</b> |
| 20000   | AP - Trade | 10/20/17 | 1023      | PJ   | UNITED CORPORATION           |           | 450.00     |                   |
| 20000   | AP - Trade |          |           |      | Current Period Change        |           | 450.00     | -450.00           |
| 20000   | AP - Trade | 11/1/17  |           |      | Beginning Balance            |           |            | <b>-40,898.60</b> |
| 20000   | AP - Trade | 11/17/17 | 349       | CDJ  | UNITED CORPORATION - Invoice | 450.00    |            |                   |
| 20000   | AP - Trade | 11/17/17 | 349       | CDJ  | UNITED CORPORATION - Invoice | 450.00    |            |                   |
| 20000   | AP - Trade | 11/17/17 | 349       | CDJ  | UNITED CORPORATION - Invoice | 450.00    |            |                   |
| 20000   | AP - Trade | 11/17/17 | 349       | CDJ  | UNITED CORPORATION - Invoice | 450.00    |            |                   |
| 20000   | AP - Trade | 11/17/17 | 349       | CDJ  | UNITED CORPORATION - Invoice | 1,650.00  |            |                   |
| 20000   | AP - Trade | 11/20/17 | 1024      | PJ   | UNITED CORPORATION           |           | 450.00     |                   |
| 20000   | AP - Trade |          |           |      | Current Period Change        | 3,450.00  | 450.00     | 3,000.00          |
| 20000   | AP - Trade | 12/1/17  |           |      | Beginning Balance            |           |            | <b>-37,898.60</b> |
| 20000   | AP - Trade | 12/20/17 | 1025      | PJ   | UNITED CORPORATION           |           | 450.00     |                   |
| 20000   | AP - Trade |          |           |      | Current Period Change        |           | 450.00     | -450.00           |
| 20000   | AP - Trade | 12/31/17 |           |      | Fiscal Year End Balance      |           |            | <b>-38,348.60</b> |
| 20000   | AP - Trade | 1/1/18   |           |      | Beginning Balance            |           |            | <b>-38,348.60</b> |
| 20000   | AP - Trade | 1/16/18  | 1026      | PJ   | UNITED CORPORATION           |           | 450.00     |                   |
| 20000   | AP - Trade |          |           |      | Current Period Change        |           | 450.00     | -450.00           |
| 20000   | AP - Trade | 2/1/18   |           |      | Beginning Balance            |           |            | <b>-38,798.60</b> |
| 20000   | AP - Trade | 2/8/18   | 351       | CDJ  | UNITED CORPORATION - Invoice | 450.00    |            |                   |
| 20000   | AP - Trade | 2/8/18   | 351       | CDJ  | UNITED CORPORATION - Invoice | 450.00    |            |                   |
| 20000   | AP - Trade | 2/8/18   | 351       | CDJ  | UNITED CORPORATION - Invoice | 450.00    |            |                   |
| 20000   | AP - Trade | 2/23/18  | 1027      | PJ   | UNITED CORPORATION           |           | 450.00     |                   |
| 20000   | AP - Trade |          |           |      | Current Period Change        | 1,350.00  | 450.00     | 900.00            |
| 20000   | AP - Trade | 3/1/18   |           |      | Beginning Balance            |           |            | <b>-37,898.60</b> |
| 20000   | AP - Trade | 3/20/18  | 1028      | PJ   | UNITED CORPORATION           |           | 450.00     |                   |
| 20000   | AP - Trade |          |           |      | Current Period Change        |           | 450.00     | -450.00           |
| 20000   | AP - Trade | 4/1/18   |           |      | Beginning Balance            |           |            | <b>-38,348.60</b> |
| 20000   | AP - Trade | 4/19/18  | 1029      | PJ   | UNITED CORPORATION           |           | 450.00     |                   |
| 20000   | AP - Trade |          |           |      | Current Period Change        |           | 450.00     | -450.00           |
| 20000   | AP - Trade | 5/1/18   |           |      | Beginning Balance            |           |            | <b>-38,798.60</b> |
| 20000   | AP - Trade | 5/15/18  | 1030      | PJ   | UNITED CORPORATION           |           | 450.00     |                   |
| 20000   | AP - Trade |          |           |      | Current Period Change        |           | 450.00     | -450.00           |
| 20000   | AP - Trade | 6/1/18   |           |      | Beginning Balance            |           |            | <b>-39,248.60</b> |
| 20000   | AP - Trade | 6/15/18  | 1031      | PJ   | UNITED CORPORATION           |           | 450.00     |                   |
| 20000   | AP - Trade |          |           |      | Current Period Change        |           | 450.00     | -450.00           |
| 20000   | AP - Trade | 7/1/18   |           |      | Beginning Balance            |           |            | <b>-39,698.60</b> |
| 20000   | AP - Trade | 7/15/18  | 1032      | PJ   | UNITED CORPORATION           |           | 450.00     |                   |



| Account | Acct Descr | Date           | Reference | Jrnl | Trans Description            | Debit Amt | Credit Amt | Balance           |
|---------|------------|----------------|-----------|------|------------------------------|-----------|------------|-------------------|
| 20000   | AP - Trade |                |           |      | Current Period Change        |           | 450.00     | -450.00           |
| 20000   | AP - Trade | 8/1/18         |           |      | Beginning Balance            |           |            | <b>-40,148.60</b> |
| 20000   | AP - Trade | 8/15/18        | 1033      | PJ   | UNITED CORPORATION           |           | 450.00     |                   |
| 20000   | AP - Trade |                |           |      | Current Period Change        |           | 450.00     | -450.00           |
| 20000   | AP - Trade | 9/1/18         |           |      | Beginning Balance            |           |            | <b>-40,598.60</b> |
| 20000   | AP - Trade | 9/13/18        | 1034      | PJ   | UNITED CORPORATION           |           | 450.00     |                   |
| 20000   | AP - Trade | 9/14/18        | 358       | CDJ  | UNITED CORPORATION - Invoice | 450.00    |            |                   |
| 20000   | AP - Trade | 9/14/18        | 358       | CDJ  | UNITED CORPORATION - Invoice | 450.00    |            |                   |
| 20000   | AP - Trade | 9/14/18        | 358       | CDJ  | UNITED CORPORATION - Invoice | 450.00    |            |                   |
| 20000   | AP - Trade | 9/14/18        | 358       | CDJ  | UNITED CORPORATION - Invoice | 450.00    |            |                   |
| 20000   | AP - Trade | 9/14/18        | 358       | CDJ  | UNITED CORPORATION - Invoice | 450.00    |            |                   |
| 20000   | AP - Trade | 9/14/18        | 358       | CDJ  | UNITED CORPORATION - Invoice | 450.00    |            |                   |
| 20000   | AP - Trade | 9/14/18        | 358       | CDJ  | UNITED CORPORATION - Invoice | 450.00    |            |                   |
| 20000   | AP - Trade | 9/14/18        | 358       | CDJ  | UNITED CORPORATION - Invoice | 450.00    |            |                   |
| 20000   | AP - Trade | 9/14/18        | 358       | CDJ  | UNITED CORPORATION - Invoice | 450.00    |            |                   |
| 20000   | AP - Trade | 9/14/18        | 358       | CDJ  | UNITED CORPORATION - Invoice | 450.00    |            |                   |
| 20000   | AP - Trade | 9/14/18        | 358       | CDJ  | UNITED CORPORATION - Invoice | 450.00    |            |                   |
| 20000   | AP - Trade |                |           |      | Current Period Change        | 3,600.00  | 450.00     | 3,150.00          |
| 20000   | AP - Trade | 10/1/18        |           |      | Beginning Balance            |           |            | <b>-37,448.60</b> |
| 20000   | AP - Trade | 10/15/18       | 1035      | PJ   | UNITED CORPORATION           |           | 450.00     |                   |
| 20000   | AP - Trade |                |           |      | Current Period Change        |           | 450.00     | -450.00           |
| 20000   | AP - Trade | 11/1/18        |           |      | Beginning Balance            |           |            | <b>-37,898.60</b> |
| 20000   | AP - Trade | 11/15/18       | 1036      | PJ   | UNITED CORPORATION           |           | 450.00     |                   |
| 20000   | AP - Trade |                |           |      | Current Period Change        |           | 450.00     | -450.00           |
| 20000   | AP - Trade | 12/1/18        |           |      | Beginning Balance            |           |            | <b>-38,348.60</b> |
| 20000   | AP - Trade | 12/15/18       | 1037      | PJ   | UNITED CORPORATION           |           | 450.00     |                   |
| 20000   | AP - Trade |                |           |      | Current Period Change        |           | 450.00     | -450.00           |
| 20000   | AP - Trade | 12/31/18       |           |      | Fiscal Year End Balance      |           |            | <b>-38,798.60</b> |
| 20000   | AP - Trade | 1/1/19         |           |      | Beginning Balance            |           |            | <b>-38,798.60</b> |
| 20000   | AP - Trade | 1/1/19         | 17-0713CM | PJ   | BUREAU OF INTERNAL REVENL    | 37,448.60 |            |                   |
| 20000   | AP - Trade | 1/15/19        | 1038      | PJ   | UNITED CORPORATION           |           | 450.00     |                   |
| 20000   | AP - Trade |                |           |      | Current Period Change        | 37,448.60 | 450.00     | 36,998.60         |
| 20000   | AP - Trade | 2/1/19         |           |      | Beginning Balance            |           |            | <b>-1,800.00</b>  |
| 20000   | AP - Trade | 2/15/19        | 1039      | PJ   | UNITED CORPORATION           |           | 450.00     |                   |
| 20000   | AP - Trade |                |           |      | Current Period Change        |           | 450.00     | -450.00           |
| 20000   | AP - Trade | 3/1/19         |           |      | Beginning Balance            |           |            | <b>-2,250.00</b>  |
| 20000   | AP - Trade | 3/15/19        | 1040      | PJ   | UNITED CORPORATION           |           | 450.00     |                   |
| 20000   | AP - Trade |                |           |      | Current Period Change        |           | 450.00     | -450.00           |
| 20000   | AP - Trade | 4/1/19         |           |      | Beginning Balance            |           |            | <b>-2,700.00</b>  |
| 20000   | AP - Trade | 4/15/19        | 1041      | PJ   | UNITED CORPORATION           |           | 450.00     |                   |
| 20000   | AP - Trade |                |           |      | Current Period Change        |           | 450.00     | -450.00           |
| 20000   | AP - Trade | 5/1/19         |           |      | Beginning Balance            |           |            | <b>-3,150.00</b>  |
| 20000   | AP - Trade | 5/15/19        | 1042      | PJ   | UNITED CORPORATION           |           | 450.00     |                   |
| 20000   | AP - Trade |                |           |      | Current Period Change        |           | 450.00     | -450.00           |
| 20000   | AP - Trade | 6/1/19         |           |      | Beginning Balance            |           |            | <b>-3,600.00</b>  |
| 20000   | AP - Trade | 6/15/19        | 1043      | PJ   | UNITED CORPORATION           |           | 450.00     |                   |
| 20000   | AP - Trade |                |           |      | Current Period Change        |           | 450.00     | -450.00           |
|         |            | <b>6/30/19</b> |           |      | <b>Ending Balance</b>        |           |            | <b>-4,050.00</b>  |

**Plaza West**  
**General Ledger**  
**For the Period From Aug 1, 2016 to Jun 30, 2019**

| Account | Account Desc | Date     | Reference  | Jrnl | Trans Description              | Debit Amt | Credit Amt | Balance           |
|---------|--------------|----------|------------|------|--------------------------------|-----------|------------|-------------------|
| 20000   | AP - Trade   | 8/1/16   |            |      | Beginning Balance              |           |            | <b>-12,659.30</b> |
| 20000   | AP - Trade   | 8/1/16   | 16-0801-01 | PJ   | TOPA PROPERTIES                |           | 741.40     |                   |
| 20000   | AP - Trade   | 8/9/16   | 316        | CDJ  | TOPA PROPERTIES - Invoice: 16- | 741.40    |            |                   |
| 20000   | AP - Trade   | 8/9/16   | 317        | CDJ  | TOPA PROPERTIES - Invoice: 16- | 741.40    |            |                   |
| 20000   | AP - Trade   | 8/9/16   | 318        | CDJ  | BECKSTEDT & ASSOCIATES - In    | 100.00    |            |                   |
| 20000   | AP - Trade   | 8/9/16   | 318        | CDJ  | BECKSTEDT & ASSOCIATES - In    | 395.00    |            |                   |
| 20000   | AP - Trade   | 8/9/16   | 318        | CDJ  | BECKSTEDT & ASSOCIATES - In    | 8,496.30  |            |                   |
| 20000   | AP - Trade   | 8/12/16  | 320        | CDJ  | BECKSTEDT & ASSOCIATES - In    | 925.00    |            |                   |
| 20000   | AP - Trade   | 8/12/16  | 320        | CDJ  | BECKSTEDT & ASSOCIATES - In    | 315.50    |            |                   |
| 20000   | AP - Trade   | 8/17/16  | 16-0817-01 | PJ   | SOURCE ACCOUNTING              |           | 1,550.00   |                   |
| 20000   | AP - Trade   | 8/30/16  | 324        | CDJ  | BECKSTEDT & ASSOCIATES - In    | 2,352.50  |            |                   |
| 20000   | AP - Trade   | 8/30/16  | 324        | CDJ  | BECKSTEDT & ASSOCIATES - In    | 75.00     |            |                   |
| 20000   | AP - Trade   | 8/30/16  | 325        | CDJ  | SOURCE ACCOUNTING - Invoice    | 1,550.00  |            |                   |
| 20000   | AP - Trade   |          |            |      | Current Period Change          | 15,692.10 | 2,291.40   | 13,400.70         |
| 20000   | AP - Trade   | 9/1/16   |            |      | Beginning Balance              |           |            | <b>741.40</b>     |
| 20000   | AP - Trade   | 9/1/16   | 16-0901-01 | PJ   | TOPA PROPERTIES                |           | 741.40     |                   |
| 20000   | AP - Trade   | 9/8/16   | 2193       | PJ   | BECKSTEDT & ASSOCIATES         |           | 495.00     |                   |
| 20000   | AP - Trade   |          |            |      | Current Period Change          |           | 1,236.40   | -1,236.40         |
| 20000   | AP - Trade   | 10/1/16  |            |      | Beginning Balance              |           |            | <b>-495.00</b>    |
| 20000   | AP - Trade   | 10/1/16  | 16-1001-01 | PJ   | TOPA PROPERTIES                |           | 741.40     |                   |
| 20000   | AP - Trade   | 10/7/16  | 327        | CDJ  | BECKSTEDT & ASSOCIATES - In    | 495.00    |            |                   |
| 20000   | AP - Trade   | 10/7/16  | 328        | CDJ  | TOPA PROPERTIES - Invoice: 16- | 741.40    |            |                   |
| 20000   | AP - Trade   | 10/7/16  | 328        | CDJ  | TOPA PROPERTIES - Invoice: 16- | 741.40    |            |                   |
| 20000   | AP - Trade   | 10/7/16  | 328        | CDJ  | TOPA PROPERTIES - Invoice: 16- | 741.40    |            |                   |
| 20000   | AP - Trade   | 10/27/16 | 16-1027-01 | PJ   | V.I. EMPLOYMENT SECURITY AC    |           | 1,273.38   |                   |
| 20000   | AP - Trade   | 10/31/16 | 2016-01    | PJ   | LEWIS CONSULTING LLC           |           | 3,800.00   |                   |
| 20000   | AP - Trade   |          |            |      | Current Period Change          | 2,719.20  | 5,814.78   | -3,095.58         |
| 20000   | AP - Trade   | 11/1/16  |            |      | Beginning Balance              |           |            | <b>-3,590.58</b>  |
| 20000   | AP - Trade   | 11/1/16  | 16-1101-01 | PJ   | TOPA PROPERTIES                |           | 741.40     |                   |
| 20000   | AP - Trade   | 11/3/16  | 329        | CDJ  | V.I. EMPLOYMENT SECURITY AC    | 1,273.38  |            |                   |
| 20000   | AP - Trade   | 11/3/16  | 2258       | PJ   | BECKSTEDT & ASSOCIATES         |           | 1,192.50   |                   |
| 20000   | AP - Trade   | 11/23/16 | 331        | CDJ  | LEWIS CONSULTING LLC - Invoic  | 3,800.00  |            |                   |
| 20000   | AP - Trade   | 11/30/16 | 2016-02    | PJ   | LEWIS CONSULTING LLC           |           | 5,000.00   |                   |
| 20000   | AP - Trade   | 11/30/16 | 16-1130    | PJ   | V.I. EMPLOYMENT SECURITY AC    |           | 24,930.39  |                   |
| 20000   | AP - Trade   |          |            |      | Current Period Change          | 5,073.38  | 31,864.29  | -26,790.91        |
| 20000   | AP - Trade   | 12/1/16  |            |      | Beginning Balance              |           |            | <b>-30,381.49</b> |
| 20000   | AP - Trade   | 12/1/16  | 16-1201-01 | PJ   | TOPA PROPERTIES                |           | 741.40     |                   |
| 20000   | AP - Trade   | 12/4/16  | 2276       | PJ   | BECKSTEDT & ASSOCIATES         |           | 1,437.50   |                   |
| 20000   | AP - Trade   | 12/6/16  | 330        | CDJ  | V.I. EMPLOYMENT SECURITY AC    | 24,930.39 |            |                   |
| 20000   | AP - Trade   | 12/6/16  | 333        | CDJ  | LEWIS CONSULTING LLC - Invoic  | 5,000.00  |            |                   |
| 20000   | AP - Trade   | 12/6/16  | 334        | CDJ  | BECKSTEDT & ASSOCIATES - In    | 1,192.50  |            |                   |
| 20000   | AP - Trade   |          |            |      | Current Period Change          | 31,122.89 | 2,178.90   | 28,943.99         |
| 20000   | AP - Trade   | 12/31/16 |            |      | Fiscal Year End Balance        |           |            | <b>-1,437.50</b>  |
| 20000   | AP - Trade   | 1/1/17   |            |      | Beginning Balance              |           |            | <b>-1,437.50</b>  |
| 20000   | AP - Trade   | 1/1/17   | 17-0101    | PJ   | TOPA PROPERTIES                |           | 741.40     |                   |
| 20000   | AP - Trade   | 1/4/17   | 2300       | PJ   | BECKSTEDT & ASSOCIATES         |           | 338.10     |                   |
| 20000   | AP - Trade   | 1/9/17   | 335        | CDJ  | TOPA PROPERTIES - Invoice: 17- | 741.40    |            |                   |
| 20000   | AP - Trade   | 1/9/17   | 335        | CDJ  | TOPA PROPERTIES - Invoice: 17- | 741.40    |            |                   |
| 20000   | AP - Trade   | 1/9/17   | 335        | CDJ  | TOPA PROPERTIES - Invoice: 17- | 741.40    |            |                   |
| 20000   | AP - Trade   | 1/9/17   | 336        | CDJ  | BECKSTEDT & ASSOCIATES - In    | 1,437.50  |            |                   |
| 20000   | AP - Trade   |          |            |      | Current Period Change          | 3,661.70  | 1,079.50   | 2,582.20          |
| 20000   | AP - Trade   | 2/1/17   |            |      | Beginning Balance              |           |            | <b>1,144.70</b>   |



| Account | Account Desc | Date     | Reference   | Jrnl | Trans Description              | Debit Amt | Credit Amt | Balance           |
|---------|--------------|----------|-------------|------|--------------------------------|-----------|------------|-------------------|
| 20000   | AP - Trade   | 2/1/17   | 17-0201     | PJ   | TOPA PROPERTIES                |           | 741.40     |                   |
| 20000   | AP - Trade   |          |             |      | Current Period Change          |           | 741.40     | -741.40           |
| 20000   | AP - Trade   | 3/1/17   |             |      | Beginning Balance              |           |            | <b>403.30</b>     |
| 20000   | AP - Trade   | 3/1/17   | 17-0301     | PJ   | TOPA PROPERTIES                |           | 741.40     |                   |
| 20000   | AP - Trade   | 3/3/17   | 2017/01     | PJ   | LEWIS CONSULTING LLC           |           | 2,000.00   |                   |
| 20000   | AP - Trade   | 3/15/17  | 338         | CDJ  | BECKSTEDT & ASSOCIATES - In    | 338.10    |            |                   |
| 20000   | AP - Trade   | 3/15/17  | 339         | CDJ  | TOPA PROPERTIES - Invoice: 17  | 741.40    |            |                   |
| 20000   | AP - Trade   | 3/15/17  | 339         | CDJ  | TOPA PROPERTIES - Invoice: 17  | 741.40    |            |                   |
| 20000   | AP - Trade   | 3/15/17  | 339         | CDJ  | TOPA PROPERTIES - Invoice: 17  | 741.40    |            |                   |
| 20000   | AP - Trade   |          |             |      | Current Period Change          | 2,562.30  | 2,741.40   | -179.10           |
| 20000   | AP - Trade   | 4/1/17   |             |      | Beginning Balance              |           |            | <b>224.20</b>     |
| 20000   | AP - Trade   | 4/1/17   | 17-0401     | PJ   | TOPA PROPERTIES                |           | 741.40     |                   |
| 20000   | AP - Trade   | 4/18/17  | SX-12CV-370 | PJ   | EDGAR D. ROSS                  |           | 23,800.00  |                   |
| 20000   | AP - Trade   |          |             |      | Current Period Change          |           | 24,541.40  | -24,541.40        |
| 20000   | AP - Trade   | 5/1/17   |             |      | Beginning Balance              |           |            | <b>-24,317.20</b> |
| 20000   | AP - Trade   | 5/1/17   | 17-0501     | PJ   | TOPA PROPERTIES                |           | 757.71     |                   |
| 20000   | AP - Trade   | 5/2/17   | 342         | CDJ  | EDGAR D. ROSS - Invoice: SX-12 | 23,800.00 |            |                   |
| 20000   | AP - Trade   | 5/2/17   | 343         | CDJ  | LEWIS CONSULTING LLC - Invoik  | 2,000.00  |            |                   |
| 20000   | AP - Trade   | 5/10/17  | 2464        | PJ   | BECKSTEDT & ASSOCIATES         |           | 367.50     |                   |
| 20000   | AP - Trade   | 5/24/17  | 17-0524     | PJ   | TOPA PROPERTIES                |           | 32.62      |                   |
| 20000   | AP - Trade   |          |             |      | Current Period Change          | 25,800.00 | 1,157.83   | 24,642.17         |
| 20000   | AP - Trade   | 6/1/17   |             |      | Beginning Balance              |           |            | <b>324.97</b>     |
| 20000   | AP - Trade   | 6/1/17   | 17-0601     | PJ   | TOPA PROPERTIES                |           | 757.71     |                   |
| 20000   | AP - Trade   | 6/19/17  | 17-0619     | PJ   | SOURCE ACCOUNTING              |           | 1,705.00   |                   |
| 20000   | AP - Trade   |          |             |      | Current Period Change          |           | 2,462.71   | -2,462.71         |
| 20000   | AP - Trade   | 7/1/17   |             |      | Beginning Balance              |           |            | <b>-2,137.74</b>  |
| 20000   | AP - Trade   | 7/1/17   | 17-0701     | PJ   | TOPA PROPERTIES                |           | 757.71     |                   |
| 20000   | AP - Trade   | 7/5/17   | 344         | CDJ  | BECKSTEDT & ASSOCIATES - In    | 367.50    |            |                   |
| 20000   | AP - Trade   | 7/5/17   | 346         | CDJ  | TOPA PROPERTIES - Invoice: 17  | 16.31     |            |                   |
| 20000   | AP - Trade   | 7/5/17   | 346         | CDJ  | TOPA PROPERTIES - Invoice: 17  | 16.31     |            |                   |
| 20000   | AP - Trade   | 7/5/17   | 346         | CDJ  | TOPA PROPERTIES - Invoice: 17  | 757.71    |            |                   |
| 20000   | AP - Trade   | 7/5/17   | 346         | CDJ  | TOPA PROPERTIES - Invoice: 17  | 757.71    |            |                   |
| 20000   | AP - Trade   | 7/5/17   | 346         | CDJ  | TOPA PROPERTIES - Invoice: 17  | 757.71    |            |                   |
| 20000   | AP - Trade   | 7/5/17   | 346         | CDJ  | TOPA PROPERTIES - Invoice: 17  | 757.71    |            |                   |
| 20000   | AP - Trade   | 7/5/17   | 345         | CDJ  | SOURCE ACCOUNTING - Invoice    | 1,705.00  |            |                   |
| 20000   | AP - Trade   |          |             |      | Current Period Change          | 4,378.25  | 757.71     | 3,620.54          |
| 20000   | AP - Trade   | 8/1/17   |             |      | Beginning Balance              |           |            | <b>1,482.80</b>   |
| 20000   | AP - Trade   | 8/1/17   | 17-0801     | PJ   | TOPA PROPERTIES                |           | 757.71     |                   |
| 20000   | AP - Trade   |          |             |      | Current Period Change          |           | 757.71     | -757.71           |
| 20000   | AP - Trade   | 9/1/17   |             |      | Beginning Balance              |           |            | <b>725.09</b>     |
| 20000   | AP - Trade   | 9/1/17   | 17-0901     | PJ   | TOPA PROPERTIES                |           | 757.71     |                   |
| 20000   | AP - Trade   |          |             |      | Current Period Change          |           | 757.71     | -757.71           |
| 20000   | AP - Trade   | 10/1/17  |             |      | Beginning Balance              |           |            | <b>-32.62</b>     |
| 20000   | AP - Trade   | 10/1/17  | 17-1001     | PJ   | TOPA PROPERTIES                |           | 757.71     |                   |
| 20000   | AP - Trade   |          |             |      | Current Period Change          |           | 757.71     | -757.71           |
| 20000   | AP - Trade   | 11/1/17  |             |      | Beginning Balance              |           |            | <b>-790.33</b>    |
| 20000   | AP - Trade   | 11/1/17  | 17-1101     | PJ   | TOPA PROPERTIES                |           | 757.71     |                   |
| 20000   | AP - Trade   | 11/17/17 | 348         | CDJ  | TOPA PROPERTIES - Invoice: 17  | 32.62     |            |                   |
| 20000   | AP - Trade   | 11/17/17 | 348         | CDJ  | TOPA PROPERTIES - Invoice: 17  | 757.71    |            |                   |
| 20000   | AP - Trade   | 11/17/17 | 348         | CDJ  | TOPA PROPERTIES - Invoice: 17  | 757.71    |            |                   |
| 20000   | AP - Trade   | 11/17/17 | 348         | CDJ  | TOPA PROPERTIES - Invoice: 17  | 757.71    |            |                   |
| 20000   | AP - Trade   |          |             |      | Current Period Change          | 2,305.75  | 757.71     | 1,548.04          |
| 20000   | AP - Trade   | 12/1/17  |             |      | Beginning Balance              |           |            | <b>757.71</b>     |
| 20000   | AP - Trade   | 12/1/17  | 17-1201     | PJ   | TOPA PROPERTIES                |           | 757.71     |                   |
| 20000   | AP - Trade   |          |             |      | Current Period Change          |           | 757.71     | -757.71           |
| 20000   | AP - Trade   | 12/31/17 |             |      | Fiscal Year End Balance        |           |            |                   |

| Account | Account Desc | Date    | Reference    | Jrnl | Trans Description              | Debit Amt | Credit Amt | Balance          |
|---------|--------------|---------|--------------|------|--------------------------------|-----------|------------|------------------|
| 20000   | AP - Trade   | 1/1/18  |              |      | Beginning Balance              |           |            |                  |
| 20000   | AP - Trade   | 1/1/18  | 18-0101      | PJ   | TOPA PROPERTIES                |           | 768.65     |                  |
| 20000   | AP - Trade   |         |              |      | Current Period Change          |           | 768.65     | -768.65          |
| 20000   | AP - Trade   | 2/1/18  |              |      | Beginning Balance              |           |            | <b>-768.65</b>   |
| 20000   | AP - Trade   | 2/1/18  | 18-0201      | PJ   | TOPA PROPERTIES                |           | 757.71     |                  |
| 20000   | AP - Trade   | 2/8/18  | 350          | CDJ  | TOPA PROPERTIES - Invoice: 18- | 757.71    |            |                  |
| 20000   | AP - Trade   | 2/8/18  | 350          | CDJ  | TOPA PROPERTIES - Invoice: 18- | 757.71    |            |                  |
| 20000   | AP - Trade   | 2/8/18  | 350          | CDJ  | TOPA PROPERTIES - Invoice: 18- | 768.65    |            |                  |
| 20000   | AP - Trade   |         |              |      | Current Period Change          | 2,284.07  | 757.71     | 1,526.36         |
| 20000   | AP - Trade   | 3/1/18  |              |      | Beginning Balance              |           |            | <b>757.71</b>    |
| 20000   | AP - Trade   | 3/1/18  | 18-0301      | PJ   | TOPA PROPERTIES                |           | 757.71     |                  |
| 20000   | AP - Trade   |         |              |      | Current Period Change          |           | 757.71     | -757.71          |
| 20000   | AP - Trade   | 4/1/18  |              |      | Beginning Balance              |           |            |                  |
| 20000   | AP - Trade   | 4/1/18  | 2018-0401    | PJ   | TOPA PROPERTIES                |           | 757.71     |                  |
| 20000   | AP - Trade   | 4/1/18  | 2018-0401CM  | PJ   | TOPA PROPERTIES                | 757.71    |            |                  |
| 20000   | AP - Trade   |         |              |      | Current Period Change          | 757.71    | 757.71     |                  |
| 20000   | AP - Trade   | 5/1/18  |              |      | Beginning Balance              |           |            |                  |
| 20000   | AP - Trade   | 5/1/18  | 18-0501      | PJ   | TOPA PROPERTIES                |           | 814.53     |                  |
| 20000   | AP - Trade   | 5/3/18  | 352          | CDJ  | TOPA PROPERTIES - Invoice: 18- | 757.71    |            |                  |
| 20000   | AP - Trade   | 5/3/18  | 352          | CDJ  | TOPA PROPERTIES - Invoice: 18- | 757.71    |            |                  |
| 20000   | AP - Trade   | 5/3/18  | 352          | CDJ  | TOPA PROPERTIES - Invoice: 18- | 757.71    |            |                  |
| 20000   | AP - Trade   | 5/19/18 | SX-12-CV-370 | PJ   | EDGAR D. ROSS                  |           | 27,800.00  |                  |
| 20000   | AP - Trade   | 5/21/18 | 353          | CDJ  | EDGAR D. ROSS - Invoice: SX-12 | 27,800.00 |            |                  |
| 20000   | AP - Trade   |         |              |      | Current Period Change          | 30,073.13 | 28,614.53  | 1,458.60         |
| 20000   | AP - Trade   | 6/1/18  |              |      | Beginning Balance              |           |            | <b>1,458.60</b>  |
| 20000   | AP - Trade   | 6/1/18  | 18-0601      | PJ   | TOPA PROPERTIES                |           | 776.65     |                  |
| 20000   | AP - Trade   |         |              |      | Current Period Change          |           | 776.65     | -776.65          |
| 20000   | AP - Trade   | 7/1/18  |              |      | Beginning Balance              |           |            | <b>681.95</b>    |
| 20000   | AP - Trade   | 7/1/18  | 18-0701      | PJ   | TOPA PROPERTIES                |           | 776.65     |                  |
| 20000   | AP - Trade   | 7/27/18 | 2018-0727    | PJ   | SOURCE ACCOUNTING              |           | 1,707.00   |                  |
| 20000   | AP - Trade   |         |              |      | Current Period Change          |           | 2,483.65   | -2,483.65        |
| 20000   | AP - Trade   | 8/1/18  |              |      | Beginning Balance              |           |            | <b>-1,801.70</b> |
| 20000   | AP - Trade   | 8/1/18  | 18-0801      | PJ   | TOPA PROPERTIES                |           | 776.65     |                  |
| 20000   | AP - Trade   |         |              |      | Current Period Change          |           | 776.65     | -776.65          |
| 20000   | AP - Trade   | 9/1/18  |              |      | Beginning Balance              |           |            | <b>-2,578.35</b> |
| 20000   | AP - Trade   | 9/1/18  | 18-0901      | PJ   | TOPA PROPERTIES                |           | 776.65     |                  |
| 20000   | AP - Trade   | 9/10/18 | JE30         | PJ   | GALLOW'S BAY PASTRY & CAFE     |           | 65.72      |                  |
| 20000   | AP - Trade   | 9/14/18 | 355          | CDJ  | SOURCE ACCOUNTING - Invoice    | 1,707.00  |            |                  |
| 20000   | AP - Trade   | 9/14/18 | 356          | CDJ  | TOPA PROPERTIES - Invoice: 18- | 56.82     |            |                  |
| 20000   | AP - Trade   | 9/14/18 | 356          | CDJ  | TOPA PROPERTIES - Invoice: 18- | 18.94     |            |                  |
| 20000   | AP - Trade   | 9/14/18 | 356          | CDJ  | TOPA PROPERTIES - Invoice: 18- | 776.65    |            |                  |
| 20000   | AP - Trade   | 9/14/18 | 356          | CDJ  | TOPA PROPERTIES - Invoice: 18- | 18.94     |            |                  |
| 20000   | AP - Trade   | 9/14/18 | 356          | CDJ  | TOPA PROPERTIES - Invoice: 18- | 776.65    |            |                  |
| 20000   | AP - Trade   | 9/14/18 | 357          | CDJ  | TOPA PROPERTIES - Invoice: 18- | 776.65    |            |                  |
| 20000   | AP - Trade   | 9/14/18 | 357          | CDJ  | TOPA PROPERTIES - Invoice: 18- | 776.65    |            |                  |
| 20000   | AP - Trade   | 9/14/18 | 357          | CDJ  | TOPA PROPERTIES - Invoice: 18- | 776.65    |            |                  |
| 20000   | AP - Trade   | 9/14/18 | 354          | CDJ  | GALLOW'S BAY PASTRY & CAFE     |           | 65.72      |                  |
| 20000   | AP - Trade   |         |              |      | Current Period Change          | 5,750.67  | 842.37     | 4,908.30         |
| 20000   | AP - Trade   | 10/1/18 |              |      | Beginning Balance              |           |            | <b>2,329.95</b>  |
| 20000   | AP - Trade   | 10/1/18 | 18-1001      | PJ   | TOPA PROPERTIES                |           | 776.65     |                  |
| 20000   | AP - Trade   |         |              |      | Current Period Change          |           | 776.65     | -776.65          |
| 20000   | AP - Trade   | 11/1/18 |              |      | Beginning Balance              |           |            | <b>1,553.30</b>  |
| 20000   | AP - Trade   | 11/1/18 | 18-1101      | PJ   | TOPA PROPERTIES                |           | 776.65     |                  |

| Account | Account Desc | Date           | Reference | Jrnl | Trans Description             | Debit Amt | Credit Amt | Balance          |
|---------|--------------|----------------|-----------|------|-------------------------------|-----------|------------|------------------|
| 20000   | AP - Trade   |                |           |      | Current Period Change         |           | 776.65     | -776.65          |
| 20000   | AP - Trade   | 12/1/18        |           |      | Beginning Balance             |           |            | <b>776.65</b>    |
| 20000   | AP - Trade   | 12/1/18        | 18-1201   | PJ   | TOPA PROPERTIES               |           | 776.65     |                  |
| 20000   | AP - Trade   |                |           |      | Current Period Change         |           | 776.65     | -776.65          |
| 20000   | AP - Trade   | 12/31/18       |           |      | Fiscal Year End Balance       |           |            |                  |
| 20000   | AP - Trade   | 1/1/19         |           |      | Beginning Balance             |           |            |                  |
| 20000   | AP - Trade   | 1/1/19         | 19-0101   | PJ   | TOPA PROPERTIES               |           | 776.65     |                  |
| 20000   | AP - Trade   | 1/21/19        | 359       | CDJ  | TOPA PROPERTIES - Invoice: 19 | 776.65    |            |                  |
| 20000   | AP - Trade   | 1/21/19        | 359       | CDJ  | TOPA PROPERTIES - Invoice: 19 | 776.65    |            |                  |
| 20000   | AP - Trade   | 1/21/19        | 359       | CDJ  | TOPA PROPERTIES - Invoice: 19 | 776.65    |            |                  |
| 20000   | AP - Trade   | 1/25/19        | 87166     | PJ   | TOPA PROPERTIES               |           | 38.83      |                  |
| 20000   | AP - Trade   |                |           |      | Current Period Change         | 2,329.95  | 815.48     | 1,514.47         |
| 20000   | AP - Trade   | 2/1/19         |           |      | Beginning Balance             |           |            | <b>1,514.47</b>  |
| 20000   | AP - Trade   | 2/1/19         | 19-0201   | PJ   | TOPA PROPERTIES               |           | 776.65     |                  |
| 20000   | AP - Trade   |                |           |      | Current Period Change         |           | 776.65     | -776.65          |
| 20000   | AP - Trade   | 3/1/19         |           |      | Beginning Balance             |           |            | <b>737.82</b>    |
| 20000   | AP - Trade   | 3/1/19         | 19-0301   | PJ   | TOPA PROPERTIES               |           | 776.65     |                  |
| 20000   | AP - Trade   | 3/10/19        | 19-0310   | PJ   | SOURCE ACCOUNTING             |           | 1,709.00   |                  |
| 20000   | AP - Trade   |                |           |      | Current Period Change         |           | 2,485.65   | -2,485.65        |
| 20000   | AP - Trade   | 4/1/19         |           |      | Beginning Balance             |           |            | <b>-1,747.83</b> |
| 20000   | AP - Trade   | 4/1/19         | 19-0401   | PJ   | TOPA PROPERTIES               |           | 776.65     |                  |
| 20000   | AP - Trade   | 4/3/19         | 360       | CDJ  | TOPA PROPERTIES - Invoice: 19 | 776.65    |            |                  |
| 20000   | AP - Trade   | 4/3/19         | 360       | CDJ  | TOPA PROPERTIES - Invoice: 19 | 776.65    |            |                  |
| 20000   | AP - Trade   | 4/3/19         | 360       | CDJ  | TOPA PROPERTIES - Invoice: 19 | 776.65    |            |                  |
| 20000   | AP - Trade   | 4/3/19         | 361       | CDJ  | SOURCE ACCOUNTING - Invoice   | 1,709.00  |            |                  |
| 20000   | AP - Trade   |                |           |      | Current Period Change         | 4,038.95  | 776.65     | 3,262.30         |
| 20000   | AP - Trade   | 5/1/19         |           |      | Beginning Balance             |           |            | <b>1,514.47</b>  |
| 20000   | AP - Trade   | 5/1/19         | 19-0501   | PJ   | TOPA PROPERTIES               |           | 776.65     |                  |
| 20000   | AP - Trade   | 5/14/19        | 88949     | PJ   | TOPA PROPERTIES               |           | 15.53      |                  |
| 20000   | AP - Trade   | 5/14/19        | 88950     | PJ   | TOPA PROPERTIES               |           | 31.06      |                  |
| 20000   | AP - Trade   |                |           |      | Current Period Change         |           | 823.24     | -823.24          |
| 20000   | AP - Trade   | 6/1/19         |           |      | Beginning Balance             |           |            | <b>691.23</b>    |
| 20000   | AP - Trade   | 6/1/19         | 19-0601   | PJ   | TOPA PROPERTIES               |           | 776.65     |                  |
| 20000   | AP - Trade   | 6/1/19         | 89231     | PJ   | TOPA PROPERTIES               |           | 15.53      |                  |
| 20000   | AP - Trade   |                |           |      | Current Period Change         |           | 792.18     | -792.18          |
|         |              | <b>6/30/19</b> |           |      | <b>Ending Balance</b>         |           |            | <b>-100.95</b>   |

Plaza Extra Partnership  
Balance Sheet  
As of June 30, 2019 and Last Year End

|                                |                                | <u>As of 06/30/19</u>         | <u>As of 12/31/18</u>         |
|--------------------------------|--------------------------------|-------------------------------|-------------------------------|
| <b>ASSETS</b>                  |                                |                               |                               |
| Current Assets                 |                                |                               |                               |
| 10600                          | Cash - Bank Claims 9091        | \$ 282,770.90                 | \$ 289,139.80                 |
| 10700                          | Cash - Bank Liquid 9075        | 124,765.24                    | 124,885.24                    |
| 14000                          | Due from (to) Yusuf's          | 44,619.28                     | 44,619.28                     |
| 15100                          | Marketable Securities - BPPR   | 9,458,239.87                  | 8,784,531.90                  |
| 15150                          | Unrealized (Gain) Loss-BPPR    | <u>(646,363.88)</u>           | <u>(48,512.47)</u>            |
|                                | Total Current Assets           | 9,264,031.41                  | 9,194,663.75                  |
| Property and Equipment         |                                |                               |                               |
|                                | Total Property and Equipment   | <u>0.00</u>                   | <u>0.00</u>                   |
| Other Assets                   |                                |                               |                               |
| 19000                          | Deposits                       | <u>1,584.36</u>               | <u>1,553.30</u>               |
|                                | Total Other Assets             | <u>1,584.36</u>               | <u>1,553.30</u>               |
|                                | Total Assets                   | <u><u>\$ 9,265,615.77</u></u> | <u><u>\$ 9,196,217.05</u></u> |
| <b>LIABILITIES AND CAPITAL</b> |                                |                               |                               |
| Current Liabilities            |                                |                               |                               |
| 20000                          | Accounts Payable - Trade       | \$ 4,150.95                   | \$ 38,798.60                  |
| 23000                          | Accrued Expenses               | <u>30,000.00</u>              | <u>30,000.00</u>              |
|                                | Total Current Liabilities      | 34,150.95                     | 68,798.60                     |
| Long-Term Liabilities          |                                |                               |                               |
|                                | Total Long-Term Liabilities    | <u>0.00</u>                   | <u>0.00</u>                   |
|                                | Total Liabilities              | 34,150.95                     | 68,798.60                     |
| Capital                        |                                |                               |                               |
| 33000                          | Dividend Distrib's (Ptr Draws) | 0.00                          | 237,879.03                    |
| 39000                          | Retained Earnings              | 9,127,418.45                  | 8,898,294.12                  |
|                                | Net Income                     | <u>104,046.37</u>             | <u>(8,754.70)</u>             |
|                                | Total Capital                  | <u>9,231,464.82</u>           | <u>9,127,418.45</u>           |
|                                | Total Liabilities & Capital    | <u><u>\$ 9,265,615.77</u></u> | <u><u>\$ 9,196,217.05</u></u> |

Plaza Extra Partnership  
Income Statement  
For the Six Months Ending June 30, 2019

|                                     | YTD Through: | 06/30/19      | 12/31/18      |
|-------------------------------------|--------------|---------------|---------------|
| Revenues                            |              |               |               |
| Total Revenues                      |              | 0.00          | 0.00          |
| Cost of Sales                       |              |               |               |
| 50000 COS - Purchases               |              |               | \$ 65.72      |
| Total Cost of Sales                 |              | 0.00          | 65.72         |
| Gross Profit                        |              | 0.00          | (65.72)       |
| Operating Expenses                  |              |               |               |
| 60000 Accounting Fees               | \$           | 4,409.00      | 7,107.00      |
| 60800 Bank Charges                  |              | 120.00        | 240.00        |
| 61300 Contract Labor Expense        |              | 0.00          | 27,800.00     |
| 63900 Interest Expense              |              | 0.00          | 9,405.31      |
| 64500 Legal Fees Expense            |              | 0.00          | 0.00          |
| 66400 Rent Expense - Other          |              | 4,729.79      | 8,497.27      |
| 67200 Taxes - Empr FICA & Medicare  |              | (37,448.60)   | 0.00          |
| 67400 Taxes - Empr FUTA Expense     |              | 0.00          | 0.00          |
| 68400 Utilities - Electric          |              | 0.00          | 183,854.44    |
| Total Operating Expenses            |              | (28,189.81)   | 236,904.02    |
| Net Operating Income                |              | 28,189.81     | (236,969.74)  |
| Other Income (Expense)              |              |               |               |
| 80000 Other Income (Expense)        |              |               | 0.00          |
| 80150 Interest Income - Nontaxable  |              | 86,055.56     | 186,840.28    |
| 80200 Dividend Income               |              | 46,592.54     | 114,187.01    |
| 80800 Broker & Account Mgt Fees     |              | (27,830.86)   | (57,492.40)   |
| 81100 Proceeds from Securities Sold |              | 377,924.39    | 915,473.78    |
| 81200 Cost of Securities Sold       |              | (367,964.49)  | (864,266.56)  |
| 81300 Basis Adj's Securities Sold   |              | (38,920.58)   | (83,714.44)   |
| 83100 ST Cap Gain Distrib's - BPPR  |              |               | 0.00          |
| 83200 LT Cap Gain Distrib's - BPPR  |              |               | 17,187.37     |
| Total Other Income (Expense)        |              | 75,856.56     | 228,215.04    |
| Net Income                          |              | \$ 104,046.37 | (\$ 8,754.70) |

Plaza Extra Partnership  
Balance Sheet  
As of December 31, 2018 and 2017

|                                |                                | <u>As of 12/31/18</u>         | <u>As of 12/31/17</u>         |
|--------------------------------|--------------------------------|-------------------------------|-------------------------------|
| <b>ASSETS</b>                  |                                |                               |                               |
| Current Assets                 |                                |                               |                               |
| 10600                          | Cash - Bank Claims 9091        | \$ 289,139.80                 | \$ 332,197.67                 |
| 10700                          | Cash - Bank Liquid 9075        | 124,885.24                    | 125,125.24                    |
| 14000                          | Due from (to) Yusuf's          | 44,619.28                     | 0.00                          |
| 15100                          | Marketable Securities - BPPR   | 8,784,531.90                  | 9,100,817.60                  |
| 15150                          | Unrealized (Gain) Loss-BPPR    | <u>(48,512.47)</u>            | <u>(593,013.21)</u>           |
|                                | Total Current Assets           | 9,194,663.75                  | 8,965,127.30                  |
| Property and Equipment         |                                |                               |                               |
|                                | Total Property and Equipment   | <u>0.00</u>                   | <u>0.00</u>                   |
| Other Assets                   |                                |                               |                               |
| 19000                          | Deposits                       | <u>1,553.30</u>               | <u>1,515.42</u>               |
|                                | Total Other Assets             | <u>1,553.30</u>               | <u>1,515.42</u>               |
|                                | Total Assets                   | <u><u>\$ 9,196,217.05</u></u> | <u><u>\$ 8,966,642.72</u></u> |
| <b>LIABILITIES AND CAPITAL</b> |                                |                               |                               |
| Current Liabilities            |                                |                               |                               |
| 20000                          | Accounts Payable - Trade       | \$ 38,798.60                  | \$ 38,348.60                  |
| 23000                          | Accrued Expenses               | <u>30,000.00</u>              | <u>30,000.00</u>              |
|                                | Total Current Liabilities      | 68,798.60                     | 68,348.60                     |
| Long-Term Liabilities          |                                |                               |                               |
|                                | Total Long-Term Liabilities    | <u>0.00</u>                   | <u>0.00</u>                   |
|                                | Total Liabilities              | 68,798.60                     | 68,348.60                     |
| Capital                        |                                |                               |                               |
| 33000                          | Dividend Distrib's (Ptr Draws) | 237,879.03                    | 0.00                          |
| 39000                          | Retained Earnings              | 8,898,294.12                  | 8,724,223.50                  |
|                                | Net Income                     | <u>(8,754.70)</u>             | <u>174,070.62</u>             |
|                                | Total Capital                  | <u>9,127,418.45</u>           | <u>8,898,294.12</u>           |
|                                | Total Liabilities & Capital    | <u><u>\$ 9,196,217.05</u></u> | <u><u>\$ 8,966,642.72</u></u> |

Plaza Extra Partnership  
Income Statement  
For the Years Ended December 31, 2018 and 2017

|                        |                               | <u>12/31/18</u>             | <u>12/31/17</u>             |
|------------------------|-------------------------------|-----------------------------|-----------------------------|
| Revenues               |                               |                             |                             |
|                        | Total Revenues                | <u>0.00</u>                 | <u>0.00</u>                 |
| Cost of Sales          |                               |                             |                             |
| 50000                  | COS - Purchases               | \$ <u>65.72</u>             | <u>0.00</u>                 |
|                        | Total Cost of Sales           | <u>65.72</u>                | <u>0.00</u>                 |
|                        | Gross Profit                  | <u>(65.72)</u>              | <u>0.00</u>                 |
| Operating Expenses     |                               |                             |                             |
| 60000                  | Accounting Fees               | 7,107.00                    | \$ 13,855.00                |
| 60800                  | Bank Charges                  | 240.00                      | 381.80                      |
| 61300                  | Contract Labor Expense        | 27,800.00                   | 25,800.00                   |
| 63900                  | Interest Expense              | 9,405.31                    | 0.00                        |
| 64500                  | Legal Fees Expense            | 0.00                        | 15,372.10                   |
| 66400                  | Rent Expense - Other          | 8,497.27                    | 7,544.48                    |
| 67200                  | Taxes - Empr FICA & Medicare  | 0.00                        | 37,448.60                   |
| 67400                  | Taxes - Empr FUTA Expense     | 0.00                        | (74,779.10)                 |
| 68400                  | Utilities - Electric          | <u>183,854.44</u>           | <u>800.00</u>               |
|                        | Total Operating Expenses      | <u>236,904.02</u>           | <u>26,422.88</u>            |
|                        | Net Operating Income          | <u>(236,969.74)</u>         | <u>(26,422.88)</u>          |
| Other Income (Expense) |                               |                             |                             |
| 80000                  | Other Income (Expense)        | 0.00                        | 4,500.00                    |
| 80150                  | Interest Income - Nontaxable  | 186,840.28                  | 176,435.07                  |
| 80200                  | Dividend Income               | 114,187.01                  | 92,410.00                   |
| 80800                  | Broker & Account Mgt Fees     | (57,492.40)                 | (55,140.72)                 |
| 81100                  | Proceeds from Securities Sold | 915,473.78                  | 891,456.25                  |
| 81200                  | Cost of Securities Sold       | (864,266.56)                | (852,582.15)                |
| 81300                  | Basis Adj's Securities Sold   | (83,714.44)                 | (73,521.00)                 |
| 83100                  | ST Cap Gain Distrib's - BPPR  | 0.00                        | 300.03                      |
| 83200                  | LT Cap Gain Distrib's - BPPR  | <u>17,187.37</u>            | <u>16,636.02</u>            |
|                        | Total Other Income (Expense)  | <u>228,215.04</u>           | <u>200,493.50</u>           |
|                        | Net Income                    | <u><u>(\$ 8,754.70)</u></u> | <u><u>\$ 174,070.62</u></u> |

Plaza Extra Partnership  
Balance Sheet  
As of December 31, 2017 and 2016

|                                |                                | <u>12/31/17</u>        | <u>12/31/16</u>        |
|--------------------------------|--------------------------------|------------------------|------------------------|
| <b>ASSETS</b>                  |                                |                        |                        |
| Current Assets                 |                                |                        |                        |
| 10600                          | Cash - Bank Claims 9091        | \$ 332,197.67          | \$ 454,162.15          |
| 10700                          | Cash - Bank Liquid 9075        | 125,125.24             | 125,365.24             |
| 15100                          | Marketable Securities - BPPR   | 9,100,817.60           | 8,369,401.67           |
| 15150                          | Unrealized (Gain) Loss-BPPR    | <u>(593,013.21)</u>    | <u>(57,590.78)</u>     |
|                                | Total Current Assets           | 8,965,127.30           | 8,891,338.28           |
| Property and Equipment         |                                |                        |                        |
|                                | Total Property and Equipment   | 0.00                   | 0.00                   |
| Other Assets                   |                                |                        |                        |
| 19000                          | Deposits                       | <u>1,515.42</u>        | <u>0.00</u>            |
|                                | Total Other Assets             | <u>1,515.42</u>        | <u>0.00</u>            |
|                                | Total Assets                   | <u>\$ 8,966,642.72</u> | <u>\$ 8,891,338.28</u> |
| <b>LIABILITIES AND CAPITAL</b> |                                |                        |                        |
| Current Liabilities            |                                |                        |                        |
| 20000                          | Accounts Payable - Trade       | \$ 38,348.60           | \$ 137,114.78          |
| 23000                          | Accrued Expenses               | <u>30,000.00</u>       | <u>30,000.00</u>       |
|                                | Total Current Liabilities      | 68,348.60              | 167,114.78             |
| Long-Term Liabilities          |                                |                        |                        |
|                                | Total Long-Term Liabilities    | <u>0.00</u>            | <u>0.00</u>            |
|                                | Total Liabilities              | 68,348.60              | 167,114.78             |
| Capital                        |                                |                        |                        |
| 33000                          | Dividend Distrib's (Ptr Draws) | 0.00                   | (563,287.25)           |
| 39000                          | Retained Earnings              | 8,724,223.50           | 9,807,484.84           |
|                                | Net Income                     | <u>174,070.62</u>      | <u>(519,974.09)</u>    |
|                                | Total Capital                  | <u>8,898,294.12</u>    | <u>8,724,223.50</u>    |
|                                | Total Liabilities & Capital    | <u>\$ 8,966,642.72</u> | <u>\$ 8,891,338.28</u> |



Plaza Extra Partnership  
Income Statement  
For the Years Ended December 31, 2017 and 2016

|                               |                                     | 12/31/17             | 12/31/16               |
|-------------------------------|-------------------------------------|----------------------|------------------------|
| <b>Revenues</b>               |                                     |                      |                        |
| 47000                         | Revenue - Miscellaneous Sales       | \$ 0.00              | (\$ 50.00)             |
| 48000                         | Revenue - Sales Discounts           | 0.00                 | (3,680.00)             |
|                               | <b>Total Revenues</b>               | <b>0.00</b>          | <b>(3,730.00)</b>      |
| <b>Cost of Sales</b>          |                                     |                      |                        |
| 50000                         | COS - Purchases                     | 0.00                 | (410.00)               |
| 51000                         | COS - Freight Expense               | 0.00                 | 260.00                 |
| 52200                         | COS - US Customs Expense            | 0.00                 | 2,250.00               |
|                               | <b>Total Cost of Sales</b>          | <b>0.00</b>          | <b>2,100.00</b>        |
|                               | <b>Gross Profit</b>                 | <b>0.00</b>          | <b>(5,830.00)</b>      |
| <b>Operating Expenses</b>     |                                     |                      |                        |
| 60000                         | Accounting Fees                     | 13,855.00            | 1,550.00               |
| 60800                         | Bank Charges                        | 381.80               | 240.00                 |
| 61300                         | Contract Labor Expense              | 25,800.00            | 45,000.00              |
| 63000                         | Insurance - Emp Health              | 0.00                 | 397.61                 |
| 63200                         | Insurance - Gen Liability           | 0.00                 | 50,000.40              |
| 63600                         | Insurance - Workers' Comp           | 0.00                 | 317.99                 |
| 64500                         | Legal Fees Expense                  | 15,372.10            | 70,295.30              |
| 66400                         | Rent Expense - Other                | 7,544.48             | 8,880.66               |
| 67200                         | Taxes - Empr FICA & Medicare        | 37,448.60            | 0.00                   |
| 67400                         | Taxes - Empr FUTA Expense           | (74,779.10)          | 65,826.29              |
| 67500                         | Taxes - Empr VI Unemp               | 0.00                 | 38,751.42              |
| 68200                         | Travel & Hotels Expense             | 0.00                 | 8,500.00               |
| 68400                         | Utilities - Electric                | 800.00               | 0.00                   |
| 69000                         | Wages - Officer Salaries            | 0.00                 | 297,881.00             |
| 69200                         | Wages - Managers                    | 0.00                 | 87,496.29              |
|                               | <b>Total Operating Expenses</b>     | <b>26,422.88</b>     | <b>675,136.96</b>      |
|                               | <b>Net Operating Income</b>         | <b>(26,422.88)</b>   | <b>(680,966.96)</b>    |
| <b>Other Income (Expense)</b> |                                     |                      |                        |
| 80000                         | Other Income (Expense)              | 4,500.00             | 13,131.83              |
| 80100                         | Interest Income - Taxable           | 0.00                 | 249.05                 |
| 80150                         | Interest Income - Nontaxable        | 176,435.07           | 178,159.03             |
| 80200                         | Dividend Income                     | 92,410.00            | 82,308.09              |
| 80800                         | Broker & Account Mgt Fees           | (55,140.72)          | (52,571.43)            |
| 81100                         | Proceeds from Securities Sold       | 891,456.25           | 817,845.72             |
| 81200                         | Cost of Securities Sold             | (852,582.15)         | (824,167.34)           |
| 81300                         | Basis Adj's Securities Sold         | (73,521.00)          | (66,569.15)            |
| 83100                         | ST Cap Gain Distrib's - BPPR        | 300.03               | 208.97                 |
| 83200                         | LT Cap Gain Distrib's - BPPR        | 16,636.02            | 12,398.10              |
|                               | <b>Total Other Income (Expense)</b> | <b>200,493.50</b>    | <b>160,992.87</b>      |
|                               | <b>Net Income</b>                   | <b>\$ 174,070.62</b> | <b>(\$ 519,974.09)</b> |

Plaza Extra Partnership  
Balance Sheet  
As of December 31, 2016 and Prior Year

|                                |                                | As of: | <u>12/31/16</u>            | <u>12/31/15</u>               |
|--------------------------------|--------------------------------|--------|----------------------------|-------------------------------|
| <b>ASSETS</b>                  |                                |        |                            |                               |
| Current Assets                 |                                |        |                            |                               |
| 10300                          | Cash in Bank - Operating       | \$     | 0.00                       | (\$ 15,145.11)                |
| 10350                          | Cash in Bank - Payroll         |        | 0.00                       | (625.79)                      |
| 10600                          | Cash - Bank Claims 9091        |        | 454,162.15                 | 1,648,436.13                  |
| 10700                          | Cash - Bank Liquid 9075        |        | 125,365.24                 | 125,605.24                    |
| 13100                          | Prepaid Insurance              |        | 0.00                       | 38,656.92                     |
| 14600                          | Due from (to) Hamed            |        | 0.00                       | 524.67                        |
| 15100                          | Marketable Securities - BPPR   |        | 8,369,401.67               | 8,091,374.55                  |
| 15150                          | Unrealized (Gain) Loss-BPPR    |        | <u>(57,590.78)</u>         | <u>72,824.35</u>              |
|                                | Total Current Assets           |        | 8,891,338.28               | 9,961,650.96                  |
| Property and Equipment         |                                |        |                            |                               |
|                                | Total Property and Equipment   |        | <u>0.00</u>                | <u>0.00</u>                   |
| Other Assets                   |                                |        |                            |                               |
|                                | Total Other Assets             |        | <u>0.00</u>                | <u>0.00</u>                   |
|                                | Total Assets                   | \$     | <u><u>8,891,338.28</u></u> | \$ <u><u>9,961,650.96</u></u> |
| <b>LIABILITIES AND CAPITAL</b> |                                |        |                            |                               |
| Current Liabilities            |                                |        |                            |                               |
| 20000                          | Accounts Payable - Trade       | \$     | 137,114.78                 | \$ 80,866.12                  |
| 23000                          | Accrued Expenses               |        | <u>30,000.00</u>           | <u>73,300.00</u>              |
|                                | Total Current Liabilities      |        | 167,114.78                 | 154,166.12                    |
| Long-Term Liabilities          |                                |        |                            |                               |
|                                | Total Long-Term Liabilities    |        | <u>0.00</u>                | <u>0.00</u>                   |
|                                | Total Liabilities              |        | 167,114.78                 | 154,166.12                    |
| Capital                        |                                |        |                            |                               |
| 33000                          | Dividend Distrib's (Ptr Draws) |        | (563,287.25)               | (41,838,791.22)               |
| 39000                          | Retained Earnings              |        | 9,807,484.84               | 49,150,981.20                 |
|                                | Net Income                     |        | <u>(519,974.09)</u>        | <u>2,495,294.86</u>           |
|                                | Total Capital                  |        | <u>8,724,223.50</u>        | <u>9,807,484.84</u>           |
|                                | Total Liabilities & Capital    | \$     | <u><u>8,891,338.28</u></u> | \$ <u><u>9,961,650.96</u></u> |



Plaza Extra Partnership  
Income Statement  
For the Twelve Months Ending December 31, 2016

|                           | Year Ended:                    | 12/31/16   | 12/31/15         |
|---------------------------|--------------------------------|------------|------------------|
| <b>Revenues</b>           |                                |            |                  |
| 40000                     | Revenue - Sales                | \$ 0.00    | \$ 22,588,317.54 |
| 40800                     | Revenue - Less Pharmacy Sales  | 0.00       | (143,332.60)     |
| 41000                     | Revenue - Net Lotto Sales      | 0.00       | 5,711.52         |
| 42000                     | Revenue - Net Phone Card Sales | 0.00       | 12,459.00        |
| 47000                     | Revenue - Miscellaneous Sales  | (50.00)    | 64,285.87        |
| 48000                     | Revenue - Sales Discounts      | (3,680.00) | (282,606.98)     |
| 49000                     | Revenue - Rental Income        | 0.00       | 9,000.00         |
|                           | Total Revenues                 | (3,730.00) | 22,253,834.35    |
| <b>Cost of Sales</b>      |                                |            |                  |
| 50000                     | COS - Purchases                | (410.00)   | 12,778,564.70    |
| 50900                     | COS - Inventory Adjustments    | 0.00       | 224,479.87       |
| 51000                     | COS - Freight Expense          | 260.00     | 816,482.07       |
| 52000                     | COS - Excise Tax Expense       | 0.00       | 110,008.18       |
| 52200                     | COS - US Customs Expense       | 2,250.00   | 167,163.79       |
| 52400                     | COS - Broker Fees              | 0.00       | 1,107.00         |
| 54000                     | COS - Supplies                 | 0.00       | 10,811.22        |
| 58000                     | COS - Less Vendor Rebates      | 0.00       | (617,549.85)     |
|                           | Total Cost of Sales            | 2,100.00   | 13,491,066.98    |
|                           | Gross Profit                   | (5,830.00) | 8,762,767.37     |
| <b>Operating Expenses</b> |                                |            |                  |
| 60000                     | Accounting Fees                | 1,550.00   | 18,315.00        |
| 60100                     | Advertising & Promotion        | 0.00       | 71,565.35        |
| 60500                     | Auto Expenses                  | 0.00       | 1,048.28         |
| 60700                     | Bad Debts Expense              | 0.00       | 31,341.06        |
| 60800                     | Bank Charges                   | 240.00     | 18,982.57        |
| 61000                     | Cash Short (Over)              | 0.00       | 50,408.96        |
| 61050                     | CC Batch (Over) Short          | 0.00       | (15,182.70)      |
| 61100                     | Charitable Contributions       | 0.00       | 150.00           |
| 61200                     | Computer Supplies & Expense    | 0.00       | 4,714.45         |
| 61300                     | Contract Labor Expense         | 45,000.00  | 98,395.98        |
| 61800                     | Depreciation Expense           | 0.00       | 65,109.99        |
| 62100                     | Education Assistance Expense   | 0.00       | 2,000.00         |
| 62300                     | Employee Benefits Expense      | 0.00       | 1,600.00         |
| 63000                     | Insurance - Emp Health         | 397.61     | 113,478.35       |
| 63200                     | Insurance - Gen Liability      | 50,000.40  | 223,586.23       |
| 63400                     | Insurance - Property           | 0.00       | 187,444.27       |
| 63600                     | Insurance - Workers' Comp      | 317.99     | 27,506.08        |
| 64500                     | Legal Fees Expense             | 70,295.30  | 300,873.32       |
| 64900                     | Meals & Entertainment Expense  | 0.00       | 2,780.02         |
| 65100                     | Merchant Fees - MC/Visa/Amex   | 0.00       | 259,725.80       |
| 65200                     | Merchant Fees - Telecheck      | 0.00       | 6,505.35         |
| 65300                     | NSF Checks Expense             | 0.00       | (4,299.91)       |
| 65500                     | Office Supplies & Expense      | 0.00       | 6,935.48         |
| 65700                     | Postage & Overnight Delivery   | 0.00       | 2,149.43         |
| 65900                     | Physical Inventory Expense     | 0.00       | 71,654.91        |
| 66000                     | Rent Expense - Buildings       | 0.00       | 669,775.94       |

Internally Prepared

Plaza Extra Partnership  
Income Statement  
For the Twelve Months Ending December 31, 2016

|                        | Year Ended:                   | 12/31/16                      | 12/31/15                      |
|------------------------|-------------------------------|-------------------------------|-------------------------------|
| 66400                  | Rent Expense - Other          | 8,880.66                      | 4,883.31                      |
| 66700                  | Repairs & Maintenance Expense | 0.00                          | 234,688.36                    |
| 66900                  | Security Expense              | 0.00                          | 11,066.42                     |
| 67000                  | Taxes - Gross Receipts        | 0.00                          | 1,156,679.56                  |
| 67200                  | Taxes - Empr FICA & Medicare  | 0.00                          | 188,216.20                    |
| 67400                  | Taxes - Empr FUTA Expense     | 65,826.29                     | 37,727.99                     |
| 67500                  | Taxes - Empr VI Unemp         | 38,751.42                     | 47,756.21                     |
| 67600                  | Taxes - Licenses              | 0.00                          | 1,200.00                      |
| 67900                  | Taxes - Penalties             | 0.00                          | 1,746.28                      |
| 68000                  | Telephone Expense             | 0.00                          | 12,986.72                     |
| 68100                  | Trash Removal                 | 0.00                          | 16,841.00                     |
| 68200                  | Travel & Hotels Expense       | 8,500.00                      | 15,448.84                     |
| 68400                  | Utilities - Electric          | 0.00                          | 1,078,100.15                  |
| 68600                  | Utilities - Gas & Diesel      | 0.00                          | 10,388.49                     |
| 68800                  | Utilities - Water             | 0.00                          | 10,387.82                     |
| 69000                  | Wages - Officer Salaries      | 297,881.00                    | 260,653.22                    |
| 69200                  | Wages - Managers              | 87,496.29                     | 718,959.39                    |
| 69300                  | Wages - Other                 | 0.00                          | 1,745,252.64                  |
| 69400                  | Wages - Bonuses               | 0.00                          | 1,000.00                      |
| 69500                  | Wages - Vacation              | 0.00                          | 456.72                        |
|                        | Total Operating Expenses      | <u>675,136.96</u>             | <u>7,771,003.53</u>           |
|                        | Net Operating Income          | <u>(680,966.96)</u>           | <u>991,763.84</u>             |
| Other Income (Expense) |                               |                               |                               |
| 80000                  | Other Income (Expense)        | 13,131.83                     | 42,366.44                     |
| 80100                  | Interest Income - Taxable     | 249.05                        | 157,097.72                    |
| 80150                  | Interest Income - Nontaxable  | 178,159.03                    | 471,397.37                    |
| 80200                  | Dividend Income               | 82,308.09                     | 95,050.85                     |
| 80800                  | Broker & Account Mgt Fees     | (52,571.43)                   | (90,064.35)                   |
| 81100                  | Proceeds from Securities Sold | 817,845.72                    | 31,568,057.86                 |
| 81200                  | Cost of Securities Sold       | (824,167.34)                  | (30,657,894.75)               |
| 81300                  | Basis Adj's Securities Sold   | (66,569.15)                   | (106,243.32)                  |
| 83100                  | ST Cap Gain Distrib's - BPPR  | 208.97                        | 181.48                        |
| 83200                  | LT Cap Gain Distrib's - BPPR  | 12,398.10                     | 32,581.72                     |
| 89200                  | Settlements & Fines Paid      | 0.00                          | (9,000.00)                    |
|                        | Total Other Income (Expense)  | <u>160,992.87</u>             | <u>1,503,531.02</u>           |
|                        | Net Income                    | <u><u>(\$ 519,974.09)</u></u> | <u><u>\$ 2,495,294.86</u></u> |

# Exhibit I

## Charlotte Perrell

---

**From:** Kim Japinga <[kim@japinga.com](mailto:kim@japinga.com)>  
**Sent:** Thursday, December 20, 2018 12:03 PM  
**To:** Charlotte Perrell; [Carl@hartmann.attorney](mailto:Carl@hartmann.attorney)  
**Cc:** Gregory Hodges; [kim@japinga.com](mailto:kim@japinga.com)  
**Subject:** RE: Charlotte ?????? Are you there? 11 am AST conf ?

Good morning, Charlotte,

We don't need to meet tomorrow, as we are filing a motion to compel now. So, no meeting tomorrow.

Thanks, Kim

**From:** Charlotte Perrell <[Cperrell@dtflaw.com](mailto:Cperrell@dtflaw.com)>  
**Sent:** Thursday, December 20, 2018 10:33 AM  
**To:** [Carl@hartmann.attorney](mailto:Carl@hartmann.attorney)  
**Cc:** Gregory Hodges <[Ghodges@dtflaw.com](mailto:Ghodges@dtflaw.com)>; Japinga, Kim <[kim@japinga.com](mailto:kim@japinga.com)>  
**Subject:** Re: Charlotte ?????? Are you there? 11 am AST conf ?

Carl and Kim,

I am in a meeting and I had this down for tomorrow-Friday at 11 AST. My apologies if I had the wrong day. I am a bit tied up today but can still make the time tomorrow.

Charlotte

Sent from my iPhone

On Dec 20, 2018, at 11:19 AM, Carl Hartmann <[carl@carlhartmann.com](mailto:carl@carlhartmann.com)> wrote:

We called into DTF and they could not locate you.

Are you available?

Carl

**CARL J. HARTMANN III**  
WEBSITE : [WWW.HARTMANN.ATTORNEY](http://WWW.HARTMANN.ATTORNEY)  
EMAIL: [CARL@HARTMANN.ATTORNEY](mailto:CARL@HARTMANN.ATTORNEY)  
ALL FAXES: (202) 403-3750  
D.C. TELEPHONE: (202) 518-2970  
USVI TELEPHONE: (340) 642-4422

**IN THE SUPERIOR COURT OF THE VIRGIN ISLANDS  
DIVISION OF ST. CROIX**

|   |   |  |
|---|---|--|
| WALEED HAMED, as Executor of the Estate of MOHAMMAD HAMED,                              | ) |  |
|   | ) |  |
| Plaintiff/Counterclaim Defendant,   | ) | CIVIL NO. SX-12-CV-370   |
| v.  | ) |  |
|   | ) | ACTION FOR INJUNCTIVE RELIEF, DECLARATORY JUDGMENT, AND PARTNERSHIP DISSOLUTION, WIND UP, AND ACCOUNTING |
| FATHI YUSUF and UNITED CORPORATION,   | ) |  |
|   | ) |  |
| Defendants/Counterclaimants,  | ) |  |
| v.  | ) |  |
|   | ) |  |
| WALEED HAMED, WAHEED HAMED, MUFEEED HAMED, HISHAM HAMED, and PLESSEN ENTERPRISES, INC., | ) |  |
|   | ) |  |
| Additional Counterclaim Defendants.   | ) | Consolidated With  |
| <hr/>   |   |  |
| WALEED HAMED, as Executor of the Estate of MOHAMMAD HAMED,                              | ) |  |
|   | ) |  |
| Plaintiff,  | ) | CIVIL NO. SX-14-CV-287   |
| v.  | ) | ACTION FOR DAMAGES AND DECLARATORY JUDGMENT  |
| UNITED CORPORATION,   | ) |  |
|   | ) |  |
| Defendant.  | ) |  |
| <hr/>   |   |  |
| WALEED HAMED, as Executor of the Estate of MOHAMMAD HAMED,                              | ) |  |
|   | ) | CIVIL NO. SX-14-CV-278   |
| Plaintiff,  | ) | ACTION FOR DEBT AND CONVERSION   |
| v.  | ) |  |
|   | ) |  |
| FATHI YUSUF,  | ) |  |
|   | ) |  |
| Defendant.  | ) |  |
| <hr/>   |   |  |

**YUSUF AND UNITED'S  
NOTICE OF SERVICE OF SUPPLEMENTAL DISCOVERY RESPONSES**

Fathi Yusuf ("Yusuf") and United Corporation ("United") through their attorneys, Dudley Newman Feuerzeig LLP, hereby provides Notice that he has filed Supplemental Discovery Responses to Hamed's

1. Interrogatory No. 27 and RTP 35 – Relating to H-165 - \$176,267.97 in Unclear Accounting Entries; and
2. Interrogatory No. 2 – Relating to Yusuf Claim Y-8 – Water Revenue Owed to United.

to counsel via the CaseAnywhere filing system as set forth below.

Respectfully submitted,

**DUDLEY NEWMAN FEUERZEIG, LLP**

**DATED:** November 4, 2019

By: /s/Charlotte K. Perrell  
**GREGORY H. HODGES** (V.I. Bar No. 174)  
**CHARLOTTE K. PERRELL** (V.I. Bar No. 1281)  
P.O. Box 756  
St. Thomas, VI 00804-0756  
The Tunick Building – Suite 101  
St. Thomas, VI 00802  
Telephone: (340) 774-4422  
E-Mail: [ghodges@dnfvi.com](mailto:ghodges@dnfvi.com)  
[cperrell@dnfvi.com](mailto:cperrell@dnfvi.com)

Attorneys for Fathi Yusuf and United Corporation



**CERTIFICATE OF SERVICE**

It is hereby certified that on this 4th day of November, 2019, I caused the foregoing a true and exact copy of the foregoing **YUSUF'S NOTICE OF SERVICE OF SUPPLEMENTAL DISCOVERY RESPONSES** to be served upon the following via Case Anywhere docketing system:

Joel H. Holt, Esq.  
**LAW OFFICES OF JOEL H. HOLT**  
2132 Company, V.I. 00820  
Email: [joelholtpc@gmail.com](mailto:joelholtpc@gmail.com)

Carl Hartmann, III, Esq.  
5000 Estate Coakley Bay, #L-6  
Christiansted, VI 00820  
Email: [carl@carlhartmann.com](mailto:carl@carlhartmann.com)

Mark W. Eckard, Esq.  
**HAMM & ECKARD, LLP**  
5030 Anchor Way – Suite 13  
Christiansted, St. Croix  
U.S. Virgin Islands 00820-4692  
E-Mail: [mark@markeckard.com](mailto:mark@markeckard.com)

Jeffrey B.C. Moorhead, Esq.  
C.R.T. Building  
1132 King Street  
Christiansted, St. Croix  
U.S. Virgin Islands 00820  
E-Mail: [jeffreymlaw@yahoo.com](mailto:jeffreymlaw@yahoo.com)

The Honorable Edgar D. Ross  
Email: [degarrossjudge@hotmail.com](mailto:degarrossjudge@hotmail.com)

and via U.S. Mail to:

The Honorable Edgar D. Ross  
Master  
P.O. Box 5119  
Kingshill, St. Croix  
U.S. Virgin Islands 00851

Alice Kuo  
5000 Estate Southgate  
Christiansted, St. Croix  
U.S. Virgin Islands 00820

s/Charlotte K. Perrell



**SUPPLEMENTAL RESPONSES  
TO HAMED'S DISCOVERY**

Defendant/Counterclaimants Fathi Yusuf ("Yusuf") and United Corporation ("United") through their attorneys, Dudley Newman Feuerzeig, LLP, hereby provide their Supplemental Responses to Hamed's discovery as follows:

**1. Interrogatory No. 2 - Relating to Y-8 – Water Revenue Owed to United**

Yusuf reaffirms his prior responses and objections to Interrogatory No. 2. Yusuf further supplements his responses to Interrogatory No. 2:

Claim Y-8 relates to water that is collected from the roof of the United Shopping Center and from several wells at the shopping center and stored in a nearly 500,000 gallon cistern and a much smaller cistern. In addition to being used for store operations, much of this water was sold to water delivery services in St. Croix who would send their trucks to the United Shopping Center and have them filled there and leave payment with Plaza Extra-East personnel.

The water collection infrastructure, including the wells that were dug, the pumps, piping and the cisterns themselves, were built exclusively with Yusuf's own money, just as all of the improvements to the United Shopping Center property were built with his money (supplemented in part with insurance proceeds paid to United as the result of a fire<sup>1</sup>). United Corporation owns the real estate and all of its improvements, not the partnership. Hamed was aware of and agreed that because the water was collected and stored by equipment that was part of the real estate owned by United, any revenues of sales of water belonged exclusively to United, just as

---

<sup>1</sup> See August 12, 2014 Declaration of Fathi Yusuf, ¶5.

revenues from any rent payments by tenants<sup>2</sup> at the United Shopping Center, belonged exclusively to United.

Hamed has throughout this litigation recognized that all income from rent paid by tenants of the United Shopping Center belonged exclusively to United, and Hamed has never asserted a claim for any portion of those revenues. The partnership's multi-million dollar rent obligation to United, which Judge Brady recognized in his April 27, 2015 Order granting summary judgment to United of course depends on the fact that United Corporation owns the real estate and improvements at the United Shopping Center.

Prior to the indictment in the criminal case that was filed in September 2003, United donated most revenues from water sales to charitable causes. But soon after the indictment, any proceeds from the sale of water were placed into the Plaza Extra accounts or safes at the store, along with grocery sales revenues. While the water sales were for reasons of convenience collected by Plaza Extra-East employees and then deposited into the store accounts that were overseen by a federal monitor, that did not change the fact that the water belonged to United and that any revenues from its sale therefore belonged to United. United's Claim Y-8 seeks the return of (or a credit for) all revenues from sales of its water from the period April 1, 2004 to February 28, 2015, just before the Plaza Extra-East store (which is located at the United Shopping Center) ceased being operated by the partnership under the Court's Wind Up Plan and Order.

Waleed Hamed would have knowledge of the water revenue for the period when Fathi Yusuf was present at Plaza Extra-Tutu. Likewise, Yusuf Yusuf may have knowledge of same.

---

<sup>2</sup>Hamed has throughout this litigation recognized that all income from rent paid by tenants of the United Shopping Center belonged exclusively to United, and Hamed has never asserted a claim for any portion of those revenues. The partnership's multi-million dollar rent obligation to United, which Judge Brady recognized in his April 27, 2015 Order granting summary judgment to United of course depends on the fact that United Corporation owns the real estate and improvements at the United Shopping Center.

As far as receipts go, Yusuf shows that he derived the value of his calculations from a sheet bearing Waleed's handwriting which reflected the values in 1997 and 1998. At present, Yusuf is unable to locate that document but is continuing to make a diligent search for same. Yusuf does not have a price per month but only a calculated average as previously set forth. Yusuf is familiar with the value of the revenues as he coordinated for the transfer of funds from the revenue to the charities for a number of years. Yusuf disputes that the water sales dropped significantly in the 2000's as stated by Hamed in his discovery responses as Waleed never advised that there had been any significant drop or increase in sales during that period.

Respectfully submitted,

**DUDLEY NEWMAN FEUERZEIG LLP**

**DATED:** November 4, 2019

By: /s/Charlotte K. Perrell  
**GREGORY H. HODGES** (V.I. Bar No. 174)  
**CHARLOTTE K. PERRELL** (V.I. Bar No. 1281)  
P.O. Box 756-0756  
St. Thomas, VI 00804  
Telephone: (340) 715-7750  
Facsimile: (340) 715-4400  
E-Mail: [ghodges@dnfvi.com](mailto:ghodges@dnfvi.com)  
[cperrell@dnfvi.com](mailto:cperrell@dnfvi.com)

Attorneys for Fathi Yusuf and United Corporation

**CERTIFICATE OF SERVICE**

It is hereby certified that on this 4<sup>th</sup> day of November, 2019, I caused the foregoing a true and exact copy of the foregoing **SUPPLEMENTAL RESPONSES TO HAMED'S DISCOVERY AS TO INTERROGATORY NO. 2** to be served upon the following via Case Anywhere docketing system:

Joel H. Holt, Esq.  
**LAW OFFICES OF JOEL H. HOLT**  
2132 Company, V.I. 00820  
Email: [joelholtpc@gmail.com](mailto:joelholtpc@gmail.com)

Carl Hartmann, III, Esq.  
5000 Estate Coakley Bay, #L-6  
Christiansted, VI 00820  
Email: [carl@carlhartmann.com](mailto:carl@carlhartmann.com)

Mark W. Eckard, Esq.  
**HAMM & ECKARD, LLP**  
5030 Anchor Way – Suite 13  
Christiansted, St. Croix  
U.S. Virgin Islands 00820-4692  
E-Mail: [mark@markeckard.com](mailto:mark@markeckard.com)

Jeffrey B.C. Moorhead, Esq.  
C.R.T. Building  
1132 King Street  
Christiansted, St. Croix  
U.S. Virgin Islands 00820  
E-Mail: [jeffreymlaw@yahoo.com](mailto:jeffreymlaw@yahoo.com)

s/Charlotte K. Perrell

**VERIFICATION**

I hereby certify under penalty of perjury that the facts contained in each of the foregoing responses to interrogatories are true and correct to the best of my knowledge, information and belief.

Dated: NOV. 4th, 2019

*Paul J. [Signature]* Attesting Individual

TERRITORY OF THE UNITED STATES VIRGIN ISLANDS  
DISTRICT OF ST. CROIX ) ss

On this, the 4 day of NOVEMBER, 2019, before me, the undersigned officer, personally appeared the signor known to me (or satisfactorily proven to be) the person whose name is subscribed to the within document and acknowledged that he/she executed the same for the purpose therein contained.

IN WITNESS WHEREOF, I hereunto set my hand and official seal.

*[Signature]* Notary Public

BERNARD W. LIBURD  
NOTARY PUBLIC 49-17  
MY COMM EXR 6/6/2021  
ST. CROIX, US VIRGIN ISLANDS

**IN THE SUPERIOR COURT OF THE VIRGIN ISLANDS  
DIVISION OF ST. CROIX**

**WALEED HAMED**, as Executor of the )  
Estate of MOHAMMAD HAMED, )  
)  
Plaintiff/Counterclaim Defendant, )

v. )

**FATHI YUSUF and UNITED CORPORATION**, )  
)  
Defendants/Counterclaimants, )

v. )

**WALEED HAMED, WAHEED HAMED,** )  
**MUFEED HAMED, HISHAM HAMED,** and )  
**PLESSEN ENTERPRISES, INC.,** )  
)  
Additional Counterclaim Defendants. )

---

**WALEED HAMED**, as Executor of the )  
Estate of MOHAMMAD HAMED, )  
)  
Plaintiff, )

v. )

**UNITED CORPORATION**, )  
)  
Defendant. )

---

**WALEED HAMED**, as Executor of the )  
Estate of MOHAMMAD HAMED, )  
)  
Plaintiff, )

v. )

**FATHI YUSUF**, )  
)  
Defendant. )

---

**CIVIL NO. SX-12-CV-370**

**ACTION FOR INJUNCTIVE  
RELIEF, DECLARATORY  
JUDGMENT, AND  
PARTNERSHIP DISSOLUTION,  
WIND UP, AND ACCOUNTING**

**Consolidated With**

**CIVIL NO. SX-14-CV-287**

**ACTION FOR DAMAGES AND  
DECLARATORY JUDGMENT**

**CIVIL NO. SX-14-CV-278**

**ACTION FOR DEBT AND  
CONVERSION**



|   |   |                               |
|---|---|-------------------------------|
| <b>FATHI YUSUF and</b>                            | ) |                               |
| <b>UNITED CORPORATION,</b>                        | ) |                               |
|   | ) |                               |
|   | ) | <b>CIVIL NO. ST-17-CV-384</b> |
| Plaintiffs,                                       | ) |                               |
|   | ) |                               |
| v.  | ) | <b>ACTION TO SET ASIDE</b>    |
|   | ) | <b>FRAUDULENT TRANSFERS</b>   |
|   | ) |                               |
| <b>THE ESTATE OF MOHAMMAD HAMED,</b>              | ) |                               |
| <b>WALEED HAMED,</b> as Executor of the Estate of | ) |                               |
| Mohammad Hamed, and <b>THE MOHAMMAD A.</b>        | ) |                               |
| <b>HAMED LIVING TRUST,</b>                        | ) |                               |
|   | ) |                               |
|   | ) |                               |
| Defendants.                                       | ) |                               |
|   | ) |                               |
| <hr/>   |   |                               |
| <b>KAC357, INC.,</b> a USVI Corporation,          | ) |                               |
|   | ) |                               |
| Plaintiff,  | ) | <b>CASE NO.: SX-18-CV-219</b> |
|   | ) |                               |
| v.  | ) | <b>ACTION FOR DEBT AND</b>    |
|   | ) | <b>UNJUST ENRICHMENT</b>      |
|   | ) |                               |
| <b>FATHI YUSUF,</b> a partner, and                | ) |                               |
| <b>THE HAMED-YUSUF PARTNERSHIP</b>                | ) |                               |
| a/k/a <b>THE PLAZA EXTRA SUPERMARKET</b>          | ) |                               |
| <b>PARTNERSHIP,</b>                               | ) |                               |
|   | ) |                               |
|   | ) |                               |
| Defendants.                                       | ) |                               |
|   | ) |                               |
| <hr/>   |   |                               |

**SUPPLEMENTAL RESPONSES  
TO HAMED’S DISCOVERY**

Defendant/Counterclaimants Fathi Yusuf (“Yusuf”) through his attorneys, Dudley Newman Feuerzeig, LLP, hereby provide their Supplemental Responses to Hamed’s discovery as follows:

- 1. Interrogatory No. 27 and RTP 35– Relating to H-165 \$176,267.97 in Unclear Accounting Entries.**

Yusuf reaffirms his prior responses and objections to Interrogatory No. 27 and RTP 35.

Yusuf further supplements his responses to Interrogatory No. 27 and RTP 35:

Yusuf objects again on the grounds that the responsive information cannot be readily obtained by making reasonable inquiries as these inquiries require the skilled and detailed attention and focus of John Gaffney, the Partnership Accountant as the request relates specifically to a valuation that is the product of Gaffney's work in his role as the Partnership Accountant. Hamed has contended that specific reference to supporting information was not previously made. Again, Yusuf believes his prior responses and objections were sufficient but shows that the following documents constitute specific references to the responding information:

1. Partnership Financial Statement from 2016, 2017, 2018 and June 2019, (already in Hamed's possession, but attached again hereto).
2. January 31, 2017 Email from Gaffney with Partnership Financial Statement and Partnership General Ledger (already in Hamed's possession, but attached again hereto).
3. Partnership Accounts Payable General Ledger as to Current Liabilities updated (attached).
4. Printout of specific charges with explanations from John Gaffney (attached). The substance of information was provided to Hamed when the various Bi-Monthly Reports and supporting documentation was provided. As noted, Hamed previously objected, *inter alia*, to payments to Fathi Yusuf for example in his role as Liquidating Partner.

In its essence, the account is a list of liabilities that the Partnership owes and is anticipated to owe and then pays. The value fluctuates as liabilities are incurred and payments made. As explained before, many of the payments reflect potential tax liabilities, salaries paid to Yusuf as liquidating partner and to John Gaffney as the Partnership Accountant. Gaffney was in communication with Judge Ross as to when those salaries should end and same was reflected in the account. Over time, the amount has diminished as payments were made as to those liabilities. At present, the potential liabilities account is down to \$4,150.95, excluding the potential reserve of \$30,000 possible payment to Gaffney. *See* June 2019 Partnership Financial Statement.

In the event, that additional information regarding these values is necessary, Yusuf shows that he is unable to provide the information beyond simply parroting what John Gaffney may explain. John Gaffney is aware of the information as it is the result of his work as the Partnership Accountant.

Respectfully submitted,

**DUDLEY NEWMAN FEUERZEIG, LLP**

**DATED:** November 4, 2019

By: /s/Charlotte K. Perrell  
**GREGORY H. HODGES** (V.I. Bar No. 174)  
**CHARLOTTE K. PERRELL** (V.I. Bar No. 1281)  
P.O. Box 756  
St. Thomas, VI 00804-0756  
The Tunick Building – Suite 101  
St. Thomas, VI 00802  
Telephone: (340) 774-4422  
E-Mail: [ghodges@dnfvi.com](mailto:ghodges@dnfvi.com)  
[cperrell@dnfvi.com](mailto:cperrell@dnfvi.com)

Attorneys for Fathi Yusuf and United Corporation

**CERTIFICATE OF SERVICE**

It is hereby certified that on this 4<sup>th</sup> day of November, 2019, I served a true and correct copy of the foregoing **SUPPLEMENTAL RESPONSES TO HAMED'S DISCOVERY**, which complies with the page and word limitations set forth in Rule 6-1(e), via email addressed to:

Joel H. Holt, Esq.  
**LAW OFFICES OF JOEL H. HOLT**  
Quinn House - Suite 2  
2132 Company Street  
Christiansted, St. Croix  
U.S. Virgin Islands 00820

E-Mail: [joelholtvi.plaza@gmail.com](mailto:joelholtvi.plaza@gmail.com)

Mark W. Eckard, Esq.  
**ECKARD, P.C.**  
P.O. Box 24849  
Christiansted, St. Croix  
U.S. Virgin Islands 00824

E-Mail: [mark@markeckard.com](mailto:mark@markeckard.com)

Carl J. Hartmann, III, Esq.  
5000 Estate Coakley Bay – Unit L-6  
Christiansted, St. Croix  
U.S. Virgin Islands 00820

E-Mail: [carl@carlhartmann.com](mailto:carl@carlhartmann.com)

Jeffrey B.C. Moorhead, Esq.  
**JEFFREY B.C. MOORHEAD, P.C.**  
C.R.T. Brow Building – Suite 3  
1132 King Street  
Christiansted, St. Croix  
U.S. Virgin Islands 00820

E-Mail: [jeffreymlaw@yahoo.com](mailto:jeffreymlaw@yahoo.com)

/s/Charlotte K. Perrell

**VERIFICATION**

I hereby certify under penalty of perjury that the facts contained in each of the foregoing responses to interrogatories are true and correct to the best of my knowledge, information and belief.

Dated: NOV. 4th, 2019

*Paul J. [Signature]* Attesting Individual

TERRITORY OF THE UNITED STATES VIRGIN ISLANDS  
DISTRICT OF ST. CROIX ) ss

On this, the 4 day of NOVEMBER, 2019, before me, the undersigned officer, personally appeared the signor known to me (or satisfactorily proven to be) the person whose name is subscribed to the within document and acknowledged that he/she executed the same for the purpose therein contained.

IN WITNESS WHEREOF, I hereunto set my hand and official seal.

*[Signature]* Notary Public

BERNARD W. LIBURD  
NOTARY PUBLIC 49-17  
MY COMM EXR 6/6/2021  
ST. CROIX, US VIRGIN ISLANDS

## Charlotte Perrell

---

**From:** John Gaffney <johngaffney@tampabay.rr.com>  
**Sent:** Tuesday, January 31, 2017 4:45 PM  
**To:** Edgar Ross  
**Cc:** fathiyusuf@yahoo.com; George H.T. Dudley; Gregory H. Hodges; 'Joel Holt'; 'Carl Hartmann'  
**Subject:** 12th Bi-Monthly Report  
**Attachments:** 2016-12 00 Plaza Liquidation Budget.pdf; 2016-12 00 Plaza Liquidation Actual.pdf; 2016-12 00 Plaza Actual P&L.pdf; 2016-12 01 Plaza Pship Fin Statements.pdf; 2016-12 02 Plaza Pship Cash Recons.pdf; 2016-12 03 Plaza Pship Cash Register.pdf; 2016-12 04 Plaza Pship AP Aging.pdf; 2016-12 05 Plaza Pship GL's.pdf; 2016-12 06 BPPR Securities Summary.pdf

Dear Judge Ross,

Attached are the files supporting the 12<sup>th</sup> bi-monthly report. Financials are presented for the period ended 12/31/16.

Regards,

John Gaffney  
(305)332-7094

Plaza Extra Partnership  
Balance Sheet  
As of December 31, 2016 and Prior Year

|                                |                                | As of: | <u>12/31/16</u>            | <u>12/31/15</u>               |
|--------------------------------|--------------------------------|--------|----------------------------|-------------------------------|
| <b>ASSETS</b>                  |                                |        |                            |                               |
| Current Assets                 |                                |        |                            |                               |
| 10300                          | Cash in Bank - Operating       | \$     | 0.00                       | (\$ 15,145.11)                |
| 10350                          | Cash in Bank - Payroll         |        | 0.00                       | (625.79)                      |
| 10600                          | Cash - Bank Claims 9091        |        | 454,162.15                 | 1,648,436.13                  |
| 10700                          | Cash - Bank Liquid 9075        |        | 125,365.24                 | 125,605.24                    |
| 13100                          | Prepaid Insurance              |        | 0.00                       | 38,656.92                     |
| 14600                          | Due from (to) Hamed            |        | 0.00                       | 524.67                        |
| 15100                          | Marketable Securities - BPPR   |        | 8,369,401.67               | 8,091,374.55                  |
| 15150                          | Unrealized (Gain) Loss-BPPR    |        | <u>(57,590.78)</u>         | <u>72,824.35</u>              |
|                                | Total Current Assets           |        | 8,891,338.28               | 9,961,650.96                  |
| Property and Equipment         |                                |        |                            |                               |
|                                | Total Property and Equipment   |        | <u>0.00</u>                | <u>0.00</u>                   |
| Other Assets                   |                                |        |                            |                               |
|                                | Total Other Assets             |        | <u>0.00</u>                | <u>0.00</u>                   |
|                                | Total Assets                   | \$     | <u><u>8,891,338.28</u></u> | \$ <u><u>9,961,650.96</u></u> |
| <b>LIABILITIES AND CAPITAL</b> |                                |        |                            |                               |
| Current Liabilities            |                                |        |                            |                               |
| 20000                          | Accounts Payable - Trade       | \$     | 137,114.78                 | \$ 80,866.12                  |
| 23000                          | Accrued Expenses               |        | <u>30,000.00</u>           | <u>73,300.00</u>              |
|                                | Total Current Liabilities      |        | 167,114.78                 | 154,166.12                    |
| Long-Term Liabilities          |                                |        |                            |                               |
|                                | Total Long-Term Liabilities    |        | <u>0.00</u>                | <u>0.00</u>                   |
|                                | Total Liabilities              |        | 167,114.78                 | 154,166.12                    |
| Capital                        |                                |        |                            |                               |
| 33000                          | Dividend Distrib's (Ptr Draws) |        | (563,287.25)               | (41,838,791.22)               |
| 39000                          | Retained Earnings              |        | 9,807,484.84               | 49,150,981.20                 |
|                                | Net Income                     |        | <u>(519,974.09)</u>        | <u>2,495,294.86</u>           |
|                                | Total Capital                  |        | <u>8,724,223.50</u>        | <u>9,807,484.84</u>           |
|                                | Total Liabilities & Capital    | \$     | <u><u>8,891,338.28</u></u> | \$ <u><u>9,961,650.96</u></u> |



Plaza Extra Partnership  
Income Statement  
For the Twelve Months Ending December 31, 2016

|                           | Year Ended:                    | 12/31/16   | 12/31/15         |
|---------------------------|--------------------------------|------------|------------------|
| <b>Revenues</b>           |                                |            |                  |
| 40000                     | Revenue - Sales                | \$ 0.00    | \$ 22,588,317.54 |
| 40800                     | Revenue - Less Pharmacy Sales  | 0.00       | (143,332.60)     |
| 41000                     | Revenue - Net Lotto Sales      | 0.00       | 5,711.52         |
| 42000                     | Revenue - Net Phone Card Sales | 0.00       | 12,459.00        |
| 47000                     | Revenue - Miscellaneous Sales  | (50.00)    | 64,285.87        |
| 48000                     | Revenue - Sales Discounts      | (3,680.00) | (282,606.98)     |
| 49000                     | Revenue - Rental Income        | 0.00       | 9,000.00         |
|                           | Total Revenues                 | (3,730.00) | 22,253,834.35    |
| <b>Cost of Sales</b>      |                                |            |                  |
| 50000                     | COS - Purchases                | (410.00)   | 12,778,564.70    |
| 50900                     | COS - Inventory Adjustments    | 0.00       | 224,479.87       |
| 51000                     | COS - Freight Expense          | 260.00     | 816,482.07       |
| 52000                     | COS - Excise Tax Expense       | 0.00       | 110,008.18       |
| 52200                     | COS - US Customs Expense       | 2,250.00   | 167,163.79       |
| 52400                     | COS - Broker Fees              | 0.00       | 1,107.00         |
| 54000                     | COS - Supplies                 | 0.00       | 10,811.22        |
| 58000                     | COS - Less Vendor Rebates      | 0.00       | (617,549.85)     |
|                           | Total Cost of Sales            | 2,100.00   | 13,491,066.98    |
|                           | Gross Profit                   | (5,830.00) | 8,762,767.37     |
| <b>Operating Expenses</b> |                                |            |                  |
| 60000                     | Accounting Fees                | 1,550.00   | 18,315.00        |
| 60100                     | Advertising & Promotion        | 0.00       | 71,565.35        |
| 60500                     | Auto Expenses                  | 0.00       | 1,048.28         |
| 60700                     | Bad Debts Expense              | 0.00       | 31,341.06        |
| 60800                     | Bank Charges                   | 240.00     | 18,982.57        |
| 61000                     | Cash Short (Over)              | 0.00       | 50,408.96        |
| 61050                     | CC Batch (Over) Short          | 0.00       | (15,182.70)      |
| 61100                     | Charitable Contributions       | 0.00       | 150.00           |
| 61200                     | Computer Supplies & Expense    | 0.00       | 4,714.45         |
| 61300                     | Contract Labor Expense         | 45,000.00  | 98,395.98        |
| 61800                     | Depreciation Expense           | 0.00       | 65,109.99        |
| 62100                     | Education Assistance Expense   | 0.00       | 2,000.00         |
| 62300                     | Employee Benefits Expense      | 0.00       | 1,600.00         |
| 63000                     | Insurance - Emp Health         | 397.61     | 113,478.35       |
| 63200                     | Insurance - Gen Liability      | 50,000.40  | 223,586.23       |
| 63400                     | Insurance - Property           | 0.00       | 187,444.27       |
| 63600                     | Insurance - Workers' Comp      | 317.99     | 27,506.08        |
| 64500                     | Legal Fees Expense             | 70,295.30  | 300,873.32       |
| 64900                     | Meals & Entertainment Expense  | 0.00       | 2,780.02         |
| 65100                     | Merchant Fees - MC/Visa/Amex   | 0.00       | 259,725.80       |
| 65200                     | Merchant Fees - Telecheck      | 0.00       | 6,505.35         |
| 65300                     | NSF Checks Expense             | 0.00       | (4,299.91)       |
| 65500                     | Office Supplies & Expense      | 0.00       | 6,935.48         |
| 65700                     | Postage & Overnight Delivery   | 0.00       | 2,149.43         |
| 65900                     | Physical Inventory Expense     | 0.00       | 71,654.91        |
| 66000                     | Rent Expense - Buildings       | 0.00       | 669,775.94       |

Internally Prepared



Plaza Extra Partnership  
Income Statement  
For the Twelve Months Ending December 31, 2016

|                        | Year Ended:                   | 12/31/16                      | 12/31/15                      |
|------------------------|-------------------------------|-------------------------------|-------------------------------|
| 66400                  | Rent Expense - Other          | 8,880.66                      | 4,883.31                      |
| 66700                  | Repairs & Maintenance Expense | 0.00                          | 234,688.36                    |
| 66900                  | Security Expense              | 0.00                          | 11,066.42                     |
| 67000                  | Taxes - Gross Receipts        | 0.00                          | 1,156,679.56                  |
| 67200                  | Taxes - Empr FICA & Medicare  | 0.00                          | 188,216.20                    |
| 67400                  | Taxes - Empr FUTA Expense     | 65,826.29                     | 37,727.99                     |
| 67500                  | Taxes - Empr VI Unemp         | 38,751.42                     | 47,756.21                     |
| 67600                  | Taxes - Licenses              | 0.00                          | 1,200.00                      |
| 67900                  | Taxes - Penalties             | 0.00                          | 1,746.28                      |
| 68000                  | Telephone Expense             | 0.00                          | 12,986.72                     |
| 68100                  | Trash Removal                 | 0.00                          | 16,841.00                     |
| 68200                  | Travel & Hotels Expense       | 8,500.00                      | 15,448.84                     |
| 68400                  | Utilities - Electric          | 0.00                          | 1,078,100.15                  |
| 68600                  | Utilities - Gas & Diesel      | 0.00                          | 10,388.49                     |
| 68800                  | Utilities - Water             | 0.00                          | 10,387.82                     |
| 69000                  | Wages - Officer Salaries      | 297,881.00                    | 260,653.22                    |
| 69200                  | Wages - Managers              | 87,496.29                     | 718,959.39                    |
| 69300                  | Wages - Other                 | 0.00                          | 1,745,252.64                  |
| 69400                  | Wages - Bonuses               | 0.00                          | 1,000.00                      |
| 69500                  | Wages - Vacation              | 0.00                          | 456.72                        |
|                        | Total Operating Expenses      | <u>675,136.96</u>             | <u>7,771,003.53</u>           |
|                        | Net Operating Income          | <u>(680,966.96)</u>           | <u>991,763.84</u>             |
| Other Income (Expense) |                               |                               |                               |
| 80000                  | Other Income (Expense)        | 13,131.83                     | 42,366.44                     |
| 80100                  | Interest Income - Taxable     | 249.05                        | 157,097.72                    |
| 80150                  | Interest Income - Nontaxable  | 178,159.03                    | 471,397.37                    |
| 80200                  | Dividend Income               | 82,308.09                     | 95,050.85                     |
| 80800                  | Broker & Account Mgt Fees     | (52,571.43)                   | (90,064.35)                   |
| 81100                  | Proceeds from Securities Sold | 817,845.72                    | 31,568,057.86                 |
| 81200                  | Cost of Securities Sold       | (824,167.34)                  | (30,657,894.75)               |
| 81300                  | Basis Adj's Securities Sold   | (66,569.15)                   | (106,243.32)                  |
| 83100                  | ST Cap Gain Distrib's - BPPR  | 208.97                        | 181.48                        |
| 83200                  | LT Cap Gain Distrib's - BPPR  | 12,398.10                     | 32,581.72                     |
| 89200                  | Settlements & Fines Paid      | 0.00                          | (9,000.00)                    |
|                        | Total Other Income (Expense)  | <u>160,992.87</u>             | <u>1,503,531.02</u>           |
|                        | Net Income                    | <u><u>(\$ 519,974.09)</u></u> | <u><u>\$ 2,495,294.86</u></u> |

Plaza Extra Partnership  
Balance Sheet  
As of December 31, 2017 and 2016

|                                |                                | 12/31/17        | 12/31/16        |
|--------------------------------|--------------------------------|-----------------|-----------------|
| <b>ASSETS</b>                  |                                |                 |                 |
| Current Assets                 |                                |                 |                 |
| 10600                          | Cash - Bank Claims 9091        | \$ 332,197.67   | \$ 454,162.15   |
| 10700                          | Cash - Bank Liquid 9075        | 125,125.24      | 125,365.24      |
| 15100                          | Marketable Securities - BPPR   | 9,100,817.60    | 8,369,401.67    |
| 15150                          | Unrealized (Gain) Loss-BPPR    | (593,013.21)    | (57,590.78)     |
|                                | Total Current Assets           | 8,965,127.30    | 8,891,338.28    |
| Property and Equipment         |                                |                 |                 |
|                                | Total Property and Equipment   | 0.00            | 0.00            |
| Other Assets                   |                                |                 |                 |
| 19000                          | Deposits                       | 1,515.42        | 0.00            |
|                                | Total Other Assets             | 1,515.42        | 0.00            |
|                                | Total Assets                   | \$ 8,966,642.72 | \$ 8,891,338.28 |
| <b>LIABILITIES AND CAPITAL</b> |                                |                 |                 |
| Current Liabilities            |                                |                 |                 |
| 20000                          | Accounts Payable - Trade       | \$ 38,348.60    | \$ 137,114.78   |
| 23000                          | Accrued Expenses               | 30,000.00       | 30,000.00       |
|                                | Total Current Liabilities      | 68,348.60       | 167,114.78      |
| Long-Term Liabilities          |                                |                 |                 |
|                                | Total Long-Term Liabilities    | 0.00            | 0.00            |
|                                | Total Liabilities              | 68,348.60       | 167,114.78      |
| Capital                        |                                |                 |                 |
| 33000                          | Dividend Distrib's (Ptr Draws) | 0.00            | (563,287.25)    |
| 39000                          | Retained Earnings              | 8,724,223.50    | 9,807,484.84    |
|                                | Net Income                     | 174,070.62      | (519,974.09)    |
|                                | Total Capital                  | 8,898,294.12    | 8,724,223.50    |
|                                | Total Liabilities & Capital    | \$ 8,966,642.72 | \$ 8,891,338.28 |

Plaza Extra Partnership  
Income Statement  
For the Years Ended December 31, 2017 and 2016

|                               |                                     | 12/31/17             | 12/31/16               |
|-------------------------------|-------------------------------------|----------------------|------------------------|
| <b>Revenues</b>               |                                     |                      |                        |
| 47000                         | Revenue - Miscellaneous Sales       | \$ 0.00              | (\$ 50.00)             |
| 48000                         | Revenue - Sales Discounts           | 0.00                 | (3,680.00)             |
|                               | <b>Total Revenues</b>               | <b>0.00</b>          | <b>(3,730.00)</b>      |
| <b>Cost of Sales</b>          |                                     |                      |                        |
| 50000                         | COS - Purchases                     | 0.00                 | (410.00)               |
| 51000                         | COS - Freight Expense               | 0.00                 | 260.00                 |
| 52200                         | COS - US Customs Expense            | 0.00                 | 2,250.00               |
|                               | <b>Total Cost of Sales</b>          | <b>0.00</b>          | <b>2,100.00</b>        |
|                               | <b>Gross Profit</b>                 | <b>0.00</b>          | <b>(5,830.00)</b>      |
| <b>Operating Expenses</b>     |                                     |                      |                        |
| 60000                         | Accounting Fees                     | 13,855.00            | 1,550.00               |
| 60800                         | Bank Charges                        | 381.80               | 240.00                 |
| 61300                         | Contract Labor Expense              | 25,800.00            | 45,000.00              |
| 63000                         | Insurance - Emp Health              | 0.00                 | 397.61                 |
| 63200                         | Insurance - Gen Liability           | 0.00                 | 50,000.40              |
| 63600                         | Insurance - Workers' Comp           | 0.00                 | 317.99                 |
| 64500                         | Legal Fees Expense                  | 15,372.10            | 70,295.30              |
| 66400                         | Rent Expense - Other                | 7,544.48             | 8,880.66               |
| 67200                         | Taxes - Empr FICA & Medicare        | 37,448.60            | 0.00                   |
| 67400                         | Taxes - Empr FUTA Expense           | (74,779.10)          | 65,826.29              |
| 67500                         | Taxes - Empr VI Unemp               | 0.00                 | 38,751.42              |
| 68200                         | Travel & Hotels Expense             | 0.00                 | 8,500.00               |
| 68400                         | Utilities - Electric                | 800.00               | 0.00                   |
| 69000                         | Wages - Officer Salaries            | 0.00                 | 297,881.00             |
| 69200                         | Wages - Managers                    | 0.00                 | 87,496.29              |
|                               | <b>Total Operating Expenses</b>     | <b>26,422.88</b>     | <b>675,136.96</b>      |
|                               | <b>Net Operating Income</b>         | <b>(26,422.88)</b>   | <b>(680,966.96)</b>    |
| <b>Other Income (Expense)</b> |                                     |                      |                        |
| 80000                         | Other Income (Expense)              | 4,500.00             | 13,131.83              |
| 80100                         | Interest Income - Taxable           | 0.00                 | 249.05                 |
| 80150                         | Interest Income - Nontaxable        | 176,435.07           | 178,159.03             |
| 80200                         | Dividend Income                     | 92,410.00            | 82,308.09              |
| 80800                         | Broker & Account Mgt Fees           | (55,140.72)          | (52,571.43)            |
| 81100                         | Proceeds from Securities Sold       | 891,456.25           | 817,845.72             |
| 81200                         | Cost of Securities Sold             | (852,582.15)         | (824,167.34)           |
| 81300                         | Basis Adj's Securities Sold         | (73,521.00)          | (66,569.15)            |
| 83100                         | ST Cap Gain Distrib's - BPPR        | 300.03               | 208.97                 |
| 83200                         | LT Cap Gain Distrib's - BPPR        | 16,636.02            | 12,398.10              |
|                               | <b>Total Other Income (Expense)</b> | <b>200,493.50</b>    | <b>160,992.87</b>      |
|                               | <b>Net Income</b>                   | <b>\$ 174,070.62</b> | <b>(\$ 519,974.09)</b> |

Plaza Extra Partnership  
Balance Sheet  
As of December 31, 2018 and 2017

|                                      | <u>As of 12/31/18</u>         | <u>As of 12/31/17</u>         |
|--------------------------------------|-------------------------------|-------------------------------|
| <b>ASSETS</b>                        |                               |                               |
| Current Assets                       |                               |                               |
| 10600 Cash - Bank Claims 9091        | \$ 289,139.80                 | \$ 332,197.67                 |
| 10700 Cash - Bank Liquid 9075        | 124,885.24                    | 125,125.24                    |
| 14000 Due from (to) Yusuf's          | 44,619.28                     | 0.00                          |
| 15100 Marketable Securities - BPPR   | 8,784,531.90                  | 9,100,817.60                  |
| 15150 Unrealized (Gain) Loss-BPPR    | <u>(48,512.47)</u>            | <u>(593,013.21)</u>           |
| Total Current Assets                 | 9,194,663.75                  | 8,965,127.30                  |
| Property and Equipment               |                               |                               |
| Total Property and Equipment         | <u>0.00</u>                   | <u>0.00</u>                   |
| Other Assets                         |                               |                               |
| 19000 Deposits                       | <u>1,553.30</u>               | <u>1,515.42</u>               |
| Total Other Assets                   | <u>1,553.30</u>               | <u>1,515.42</u>               |
| Total Assets                         | <u><u>\$ 9,196,217.05</u></u> | <u><u>\$ 8,966,642.72</u></u> |
| <b>LIABILITIES AND CAPITAL</b>       |                               |                               |
| Current Liabilities                  |                               |                               |
| 20000 Accounts Payable - Trade       | \$ 38,798.60                  | \$ 38,348.60                  |
| 23000 Accrued Expenses               | <u>30,000.00</u>              | <u>30,000.00</u>              |
| Total Current Liabilities            | 68,798.60                     | 68,348.60                     |
| Long-Term Liabilities                |                               |                               |
| Total Long-Term Liabilities          | <u>0.00</u>                   | <u>0.00</u>                   |
| Total Liabilities                    | 68,798.60                     | 68,348.60                     |
| Capital                              |                               |                               |
| 33000 Dividend Distrib's (Ptr Draws) | 237,879.03                    | 0.00                          |
| 39000 Retained Earnings              | 8,898,294.12                  | 8,724,223.50                  |
| Net Income                           | <u>(8,754.70)</u>             | <u>174,070.62</u>             |
| Total Capital                        | <u>9,127,418.45</u>           | <u>8,898,294.12</u>           |
| Total Liabilities & Capital          | <u><u>\$ 9,196,217.05</u></u> | <u><u>\$ 8,966,642.72</u></u> |

Plaza Extra Partnership  
Income Statement  
For the Years Ended December 31, 2018 and 2017

|                        |                               | <u>12/31/18</u>             | <u>12/31/17</u>             |
|------------------------|-------------------------------|-----------------------------|-----------------------------|
| Revenues               |                               |                             |                             |
|                        | Total Revenues                | <u>0.00</u>                 | <u>0.00</u>                 |
| Cost of Sales          |                               |                             |                             |
| 50000                  | COS - Purchases               | <u>\$ 65.72</u>             |                             |
|                        | Total Cost of Sales           | <u>65.72</u>                | <u>0.00</u>                 |
|                        | Gross Profit                  | <u>(65.72)</u>              | <u>0.00</u>                 |
| Operating Expenses     |                               |                             |                             |
| 60000                  | Accounting Fees               | 7,107.00                    | \$ 13,855.00                |
| 60800                  | Bank Charges                  | 240.00                      | 381.80                      |
| 61300                  | Contract Labor Expense        | 27,800.00                   | 25,800.00                   |
| 63900                  | Interest Expense              | 9,405.31                    | 0.00                        |
| 64500                  | Legal Fees Expense            | 0.00                        | 15,372.10                   |
| 66400                  | Rent Expense - Other          | 8,497.27                    | 7,544.48                    |
| 67200                  | Taxes - Empr FICA & Medicare  | 0.00                        | 37,448.60                   |
| 67400                  | Taxes - Empr FUTA Expense     | 0.00                        | (74,779.10)                 |
| 68400                  | Utilities - Electric          | <u>183,854.44</u>           | <u>800.00</u>               |
|                        | Total Operating Expenses      | <u>236,904.02</u>           | <u>26,422.88</u>            |
|                        | Net Operating Income          | <u>(236,969.74)</u>         | <u>(26,422.88)</u>          |
| Other Income (Expense) |                               |                             |                             |
| 80000                  | Other Income (Expense)        | 0.00                        | 4,500.00                    |
| 80150                  | Interest Income - Nontaxable  | 186,840.28                  | 176,435.07                  |
| 80200                  | Dividend Income               | 114,187.01                  | 92,410.00                   |
| 80800                  | Broker & Account Mgt Fees     | (57,492.40)                 | (55,140.72)                 |
| 81100                  | Proceeds from Securities Sold | 915,473.78                  | 891,456.25                  |
| 81200                  | Cost of Securities Sold       | (864,266.56)                | (852,582.15)                |
| 81300                  | Basis Adj's Securities Sold   | (83,714.44)                 | (73,521.00)                 |
| 83100                  | ST Cap Gain Distrib's - BPPR  | 0.00                        | 300.03                      |
| 83200                  | LT Cap Gain Distrib's - BPPR  | <u>17,187.37</u>            | <u>16,636.02</u>            |
|                        | Total Other Income (Expense)  | <u>228,215.04</u>           | <u>200,493.50</u>           |
|                        | Net Income                    | <u><u>(\$ 8,754.70)</u></u> | <u><u>\$ 174,070.62</u></u> |

Plaza Extra Partnership  
Balance Sheet  
As of June 30, 2019 and Last Year End

|                                |                                | <u>As of 06/30/19</u>         | <u>As of 12/31/18</u>         |
|--------------------------------|--------------------------------|-------------------------------|-------------------------------|
| <b>ASSETS</b>                  |                                |                               |                               |
| Current Assets                 |                                |                               |                               |
| 10600                          | Cash - Bank Claims 9091        | \$ 282,770.90                 | \$ 289,139.80                 |
| 10700                          | Cash - Bank Liquid 9075        | 124,765.24                    | 124,885.24                    |
| 14000                          | Due from (to) Yusufs           | 44,619.28                     | 44,619.28                     |
| 15100                          | Marketable Securities - BPPR   | 9,458,239.87                  | 8,784,531.90                  |
| 15150                          | Unrealized (Gain) Loss-BPPR    | <u>(646,363.88)</u>           | <u>(48,512.47)</u>            |
|                                | Total Current Assets           | 9,264,031.41                  | 9,194,663.75                  |
| Property and Equipment         |                                |                               |                               |
|                                | Total Property and Equipment   | <u>0.00</u>                   | <u>0.00</u>                   |
| Other Assets                   |                                |                               |                               |
| 19000                          | Deposits                       | <u>1,584.36</u>               | <u>1,553.30</u>               |
|                                | Total Other Assets             | <u>1,584.36</u>               | <u>1,553.30</u>               |
|                                | Total Assets                   | <u><u>\$ 9,265,615.77</u></u> | <u><u>\$ 9,196,217.05</u></u> |
| <b>LIABILITIES AND CAPITAL</b> |                                |                               |                               |
| Current Liabilities            |                                |                               |                               |
| 20000                          | Accounts Payable - Trade       | \$ 4,150.95                   | \$ 38,798.60                  |
| 23000                          | Accrued Expenses               | <u>30,000.00</u>              | <u>30,000.00</u>              |
|                                | Total Current Liabilities      | 34,150.95                     | 68,798.60                     |
| Long-Term Liabilities          |                                |                               |                               |
|                                | Total Long-Term Liabilities    | <u>0.00</u>                   | <u>0.00</u>                   |
|                                | Total Liabilities              | 34,150.95                     | 68,798.60                     |
| Capital                        |                                |                               |                               |
| 33000                          | Dividend Distrib's (Ptr Draws) | 0.00                          | 237,879.03                    |
| 39000                          | Retained Earnings              | 9,127,418.45                  | 8,898,294.12                  |
|                                | Net Income                     | <u>104,046.37</u>             | <u>(8,754.70)</u>             |
|                                | Total Capital                  | <u>9,231,464.82</u>           | <u>9,127,418.45</u>           |
|                                | Total Liabilities & Capital    | <u><u>\$ 9,265,615.77</u></u> | <u><u>\$ 9,196,217.05</u></u> |

Plaza Extra Partnership  
Income Statement  
For the Six Months Ending June 30, 2019

|                                     | YTD Through: | <u>06/30/19</u>      | <u>12/31/18</u>      |
|-------------------------------------|--------------|----------------------|----------------------|
| Revenues                            |              |                      |                      |
| Total Revenues                      |              | <u>0.00</u>          | <u>0.00</u>          |
| Cost of Sales                       |              |                      |                      |
| 50000 COS - Purchases               |              |                      | \$ <u>65.72</u>      |
| Total Cost of Sales                 |              | <u>0.00</u>          | <u>65.72</u>         |
| Gross Profit                        |              | <u>0.00</u>          | <u>(65.72)</u>       |
| Operating Expenses                  |              |                      |                      |
| 60000 Accounting Fees               | \$           | 4,409.00             | 7,107.00             |
| 60800 Bank Charges                  |              | 120.00               | 240.00               |
| 61300 Contract Labor Expense        |              | 0.00                 | 27,800.00            |
| 63900 Interest Expense              |              | 0.00                 | 9,405.31             |
| 64500 Legal Fees Expense            |              | 0.00                 | 0.00                 |
| 66400 Rent Expense - Other          |              | 4,729.79             | 8,497.27             |
| 67200 Taxes - Empr FICA & Medicare  |              | (37,448.60)          | 0.00                 |
| 67400 Taxes - Empr FUTA Expense     |              | 0.00                 | 0.00                 |
| 68400 Utilities - Electric          |              | 0.00                 | 183,854.44           |
| Total Operating Expenses            |              | <u>(28,189.81)</u>   | <u>236,904.02</u>    |
| Net Operating Income                |              | <u>28,189.81</u>     | <u>(236,969.74)</u>  |
| Other Income (Expense)              |              |                      |                      |
| 80000 Other Income (Expense)        |              |                      | 0.00                 |
| 80150 Interest Income - Nontaxable  |              | 86,055.56            | 186,840.28           |
| 80200 Dividend Income               |              | 46,592.54            | 114,187.01           |
| 80800 Broker & Account Mgt Fees     |              | (27,830.86)          | (57,492.40)          |
| 81100 Proceeds from Securities Sold |              | 377,924.39           | 915,473.78           |
| 81200 Cost of Securities Sold       |              | (367,964.49)         | (864,266.56)         |
| 81300 Basis Adj's Securities Sold   |              | (38,920.58)          | (83,714.44)          |
| 83100 ST Cap Gain Distrib's - BPPR  |              |                      | 0.00                 |
| 83200 LT Cap Gain Distrib's - BPPR  |              |                      | 17,187.37            |
| Total Other Income (Expense)        |              | <u>75,856.56</u>     | <u>228,215.04</u>    |
| Net Income                          |              | <u>\$ 104,046.37</u> | <u>(\$ 8,754.70)</u> |

**Plaza East (Pship)**  
**General Ledger**  
**For the Period From Aug 1, 2016 to Jun 30, 2019**

| Account | Acct Descr | Date     | Reference    | Jrnl | Trans Description            | Debit Amt  | Credit Amt | Balance            |
|---------|------------|----------|--------------|------|------------------------------|------------|------------|--------------------|
| 20000   | AP - Trade | 8/1/16   |              |      | Beginning Balance            |            |            | <b>-196,059.85</b> |
| 20000   | AP - Trade | 8/9/16   | CM16-0719-01 | PJ   | UNITED CORPORATION           | 50,000.00  |            |                    |
| 20000   | AP - Trade | 8/12/16  | 321CM        | PJ   | UNITED CORPORATION           | 71,280.75  |            |                    |
| 20000   | AP - Trade | 8/12/16  | CRA321       | CDJ  | UNITED CORPORATION - Invoice | 28,084.75  |            |                    |
| 20000   | AP - Trade | 8/12/16  | CRA321       | CDJ  | UNITED CORPORATION - Invoice | 1,000.00   |            |                    |
| 20000   | AP - Trade | 8/12/16  | CRA321       | CDJ  | UNITED CORPORATION - Invoice | 8,612.00   |            |                    |
| 20000   | AP - Trade | 8/12/16  | CRA321       | CDJ  | UNITED CORPORATION - Invoice | 22,319.00  |            |                    |
| 20000   | AP - Trade | 8/12/16  | CRA321       | CDJ  | UNITED CORPORATION - Invoice | 1,000.00   |            |                    |
| 20000   | AP - Trade | 8/12/16  | CRA321       | CDJ  | UNITED CORPORATION - Invoice |            | 500.00     |                    |
| 20000   | AP - Trade | 8/12/16  | CRA321       | CDJ  | UNITED CORPORATION - Invoice |            | 71,280.75  |                    |
| 20000   | AP - Trade | 8/12/16  | CRA321       | CDJ  | UNITED CORPORATION - Invoice | 10,765.00  |            |                    |
| 20000   | AP - Trade | 8/13/16  | 16-0813-01   | PJ   | UNITED CORPORATION           |            | 40.00      |                    |
| 20000   | AP - Trade | 8/17/16  | 16-0817-01   | PJ   | VI EMPLOYMENT SECURITY AG    |            | 38,449.90  |                    |
| 20000   | AP - Trade | 8/30/16  | 16-0813-01CM | PJ   | UNITED CORPORATION           | 40.00      |            |                    |
| 20000   | AP - Trade | 8/31/16  | 16-0831-01   | PJ   | UNITED CORPORATION           |            | 27,898.75  |                    |
| 20000   | AP - Trade | 8/31/16  | 16-0831-02   | PJ   | UNITED CORPORATION           |            | 5,381.62   |                    |
| 20000   | AP - Trade | 8/31/16  | 16-0831-03   | PJ   | UNITED CORPORATION           |            | 500.00     |                    |
| 20000   | AP - Trade |          |              |      | Current Period Change        | 193,101.50 | 144,051.02 | 49,050.48          |
| 20000   | AP - Trade | 9/1/16   |              |      | Beginning Balance            |            |            | <b>-147,009.37</b> |
| 20000   | AP - Trade | 9/30/16  | 16-0930-01   | PJ   | UNITED CORPORATION           |            | 22,319.00  |                    |
| 20000   | AP - Trade | 9/30/16  | 16-0930-02   | PJ   | UNITED CORPORATION           |            | 4,305.12   |                    |
| 20000   | AP - Trade | 9/30/16  | 16-0930-03   | PJ   | UNITED CORPORATION           |            | 500.00     |                    |
| 20000   | AP - Trade |          |              |      | Current Period Change        |            | 27,124.12  | -27,124.12         |
| 20000   | AP - Trade | 10/1/16  |              |      | Beginning Balance            |            |            | <b>-174,133.49</b> |
| 20000   | AP - Trade | 10/7/16  | CM16-0930    | PJ   | UNITED CORPORATION           | 60,904.49  |            |                    |
| 20000   | AP - Trade | 10/7/16  | CRA326       | CDJ  | UNITED CORPORATION - Invoice | 5,381.62   |            |                    |
| 20000   | AP - Trade | 10/7/16  | CRA326       | CDJ  | UNITED CORPORATION - Invoice |            | 60,904.49  |                    |
| 20000   | AP - Trade | 10/7/16  | CRA326       | CDJ  | UNITED CORPORATION - Invoice | 22,319.00  |            |                    |
| 20000   | AP - Trade | 10/7/16  | CRA326       | CDJ  | UNITED CORPORATION - Invoice | 500.00     |            |                    |
| 20000   | AP - Trade | 10/7/16  | CRA326       | CDJ  | UNITED CORPORATION - Invoice | 500.00     |            |                    |
| 20000   | AP - Trade | 10/7/16  | CRA326       | CDJ  | UNITED CORPORATION - Invoice | 27,898.75  |            |                    |
| 20000   | AP - Trade | 10/7/16  | CRA326       | CDJ  | UNITED CORPORATION - Invoice | 4,305.12   |            |                    |
| 20000   | AP - Trade | 10/31/16 | 16-1031-03   | PJ   | UNITED CORPORATION           |            | 500.00     |                    |
| 20000   | AP - Trade | 10/31/16 | 16-1031-01   | PJ   | UNITED CORPORATION           |            | 22,319.00  |                    |
| 20000   | AP - Trade | 10/31/16 | 16-1031-02   | PJ   | UNITED CORPORATION           |            | 4,305.12   |                    |
| 20000   | AP - Trade |          |              |      | Current Period Change        | 121,808.98 | 88,028.61  | 33,780.37          |
| 20000   | AP - Trade | 11/1/16  |              |      | Beginning Balance            |            |            | <b>-140,353.12</b> |
| 20000   | AP - Trade | 11/23/16 | CM16-1031    | PJ   | UNITED CORPORATION           | 27,124.12  |            |                    |
| 20000   | AP - Trade | 11/23/16 | CRA332       | CDJ  | UNITED CORPORATION - Invoice | 4,305.12   |            |                    |
| 20000   | AP - Trade | 11/23/16 | CRA332       | CDJ  | UNITED CORPORATION - Invoice | 500.00     |            |                    |
| 20000   | AP - Trade | 11/23/16 | CRA332       | CDJ  | UNITED CORPORATION - Invoice |            | 27,124.12  |                    |
| 20000   | AP - Trade | 11/23/16 | CRA332       | CDJ  | UNITED CORPORATION - Invoice | 22,319.00  |            |                    |
| 20000   | AP - Trade | 11/30/16 | 16-0817-01CM | PJ   | VI EMPLOYMENT SECURITY AG    | 38,449.90  |            |                    |
| 20000   | AP - Trade | 11/30/16 | 16-1101-01   | PJ   | UNITED CORPORATION           |            | 27,898.75  |                    |
| 20000   | AP - Trade | 11/30/16 | 16-1130-02   | PJ   | UNITED CORPORATION           |            | 5,381.40   |                    |
| 20000   | AP - Trade |          |              |      | Current Period Change        | 92,698.14  | 60,404.27  | 32,293.87          |
| 20000   | AP - Trade | 12/1/16  |              |      | Beginning Balance            |            |            | <b>-108,059.25</b> |
| 20000   | AP - Trade | 12/31/16 | 16-1231-01   | PJ   | UNITED CORPORATION           |            | 22,319.00  |                    |
| 20000   | AP - Trade | 12/31/16 | 16-1231-02   | PJ   | UNITED CORPORATION           |            | 5,299.03   |                    |
| 20000   | AP - Trade |          |              |      | Current Period Change        |            | 27,618.03  | -27,618.03         |
| 20000   | AP - Trade | 12/31/16 |              |      | Fiscal Year End Balance      |            |            | <b>-135,677.28</b> |
| 20000   | AP - Trade | 1/1/17   |              |      | Beginning Balance            |            |            | <b>-135,677.28</b> |
| 20000   | AP - Trade | 1/9/17   | 337          | CDJ  | UNITED CORPORATION - Invoice | 27,898.75  |            |                    |
| 20000   | AP - Trade | 1/9/17   | 337          | CDJ  | UNITED CORPORATION - Invoice | 5,299.03   |            |                    |



| Account | Acct Descr | Date    | Reference  | Jrnl | Trans Description            | Debit Amt | Credit Amt | Balance           |
|---------|------------|---------|------------|------|------------------------------|-----------|------------|-------------------|
| 20000   | AP - Trade | 1/9/17  | 337        | CDJ  | UNITED CORPORATION - Invoice | 5,381.40  |            |                   |
| 20000   | AP - Trade | 1/9/17  | 337        | CDJ  | UNITED CORPORATION - Invoice | 22,319.00 |            |                   |
| 20000   | AP - Trade | 1/10/17 | 1001       | PJ   | UNITED CORPORATION           |           | 300.00     |                   |
| 20000   | AP - Trade | 1/18/17 | 1002       | PJ   | UNITED CORPORATION           |           | 600.00     |                   |
| 20000   | AP - Trade | 1/30/17 | 1003       | PJ   | UNITED CORPORATION           |           | 1,050.00   |                   |
| 20000   | AP - Trade |         |            |      | Current Period Change        | 60,898.18 | 1,950.00   | 58,948.18         |
| 20000   | AP - Trade | 2/1/17  |            |      | Beginning Balance            |           |            | <b>-76,729.10</b> |
| 20000   | AP - Trade | 2/9/17  | 1004       | PJ   | UNITED CORPORATION           |           | 300.00     |                   |
| 20000   | AP - Trade | 2/21/17 | 1005       | PJ   | UNITED CORPORATION           |           | 600.00     |                   |
| 20000   | AP - Trade |         |            |      | Current Period Change        |           | 900.00     | -900.00           |
| 20000   | AP - Trade | 3/1/17  |            |      | Beginning Balance            |           |            | <b>-77,629.10</b> |
| 20000   | AP - Trade | 3/6/17  | 1006       | PJ   | UNITED CORPORATION           |           | 300.00     |                   |
| 20000   | AP - Trade | 3/10/17 | 1007       | PJ   | UNITED CORPORATION           |           | 675.00     |                   |
| 20000   | AP - Trade | 3/13/17 | 1008       | PJ   | UNITED CORPORATION           |           | 600.00     |                   |
| 20000   | AP - Trade | 3/14/17 | DTF167459  | PJ   | UNITED CORPORATION           |           | 80.00      |                   |
| 20000   | AP - Trade | 3/14/17 | DTF168441  | PJ   | UNITED CORPORATION           |           | 2,857.00   |                   |
| 20000   | AP - Trade | 3/14/17 | DTF168678  | PJ   | UNITED CORPORATION           |           | 3,749.50   |                   |
| 20000   | AP - Trade | 3/14/17 | DTF169229  | PJ   | UNITED CORPORATION           |           | 2,645.00   |                   |
| 20000   | AP - Trade | 3/14/17 | DTF169382  | PJ   | UNITED CORPORATION           |           | 3,055.00   |                   |
| 20000   | AP - Trade | 3/14/17 | DTF169852  | PJ   | UNITED CORPORATION           |           | 800.00     |                   |
| 20000   | AP - Trade | 3/14/17 | DTF170637  | PJ   | UNITED CORPORATION           |           | 1,280.00   |                   |
| 20000   | AP - Trade | 3/14/17 | DTF171419  | PJ   | UNITED CORPORATION           |           | 1,000.00   |                   |
| 20000   | AP - Trade | 3/15/17 | 340        | CDJ  | UNITED CORPORATION - Invoice | 1,050.00  |            |                   |
| 20000   | AP - Trade | 3/15/17 | 340        | CDJ  | UNITED CORPORATION - Invoice | 1,000.00  |            |                   |
| 20000   | AP - Trade | 3/15/17 | 340        | CDJ  | UNITED CORPORATION - Invoice | 600.00    |            |                   |
| 20000   | AP - Trade | 3/15/17 | 340        | CDJ  | UNITED CORPORATION - Invoice | 1,280.00  |            |                   |
| 20000   | AP - Trade | 3/15/17 | 340        | CDJ  | UNITED CORPORATION - Invoice | 800.00    |            |                   |
| 20000   | AP - Trade | 3/15/17 | 340        | CDJ  | UNITED CORPORATION - Invoice | 3,749.50  |            |                   |
| 20000   | AP - Trade | 3/15/17 | 340        | CDJ  | UNITED CORPORATION - Invoice | 2,857.00  |            |                   |
| 20000   | AP - Trade | 3/15/17 | 340        | CDJ  | UNITED CORPORATION - Invoice | 675.00    |            |                   |
| 20000   | AP - Trade | 3/15/17 | 340        | CDJ  | UNITED CORPORATION - Invoice | 300.00    |            |                   |
| 20000   | AP - Trade | 3/15/17 | 340        | CDJ  | UNITED CORPORATION - Invoice | 2,645.00  |            |                   |
| 20000   | AP - Trade | 3/15/17 | 340        | CDJ  | UNITED CORPORATION - Invoice | 300.00    |            |                   |
| 20000   | AP - Trade | 3/15/17 | 340        | CDJ  | UNITED CORPORATION - Invoice | 600.00    |            |                   |
| 20000   | AP - Trade | 3/15/17 | 340        | CDJ  | UNITED CORPORATION - Invoice | 80.00     |            |                   |
| 20000   | AP - Trade | 3/15/17 | 340        | CDJ  | UNITED CORPORATION - Invoice | 300.00    |            |                   |
| 20000   | AP - Trade | 3/15/17 | 340        | CDJ  | UNITED CORPORATION - Invoice | 600.00    |            |                   |
| 20000   | AP - Trade | 3/15/17 | 340        | CDJ  | UNITED CORPORATION - Invoice | 3,055.00  |            |                   |
| 20000   | AP - Trade | 3/15/17 | 1009       | PJ   | UNITED CORPORATION           |           | 75.00      |                   |
| 20000   | AP - Trade | 3/15/17 | 1010       | PJ   | UNITED CORPORATION           |           | 450.00     |                   |
| 20000   | AP - Trade | 3/28/17 | 1011       | PJ   | UNITED CORPORATION           |           | 300.00     |                   |
| 20000   | AP - Trade |         |            |      | Current Period Change        | 19,891.50 | 17,866.50  | 2,025.00          |
| 20000   | AP - Trade | 4/1/17  |            |      | Beginning Balance            |           |            | <b>-75,604.10</b> |
| 20000   | AP - Trade | 4/3/17  | 1012       | PJ   | UNITED CORPORATION           |           | 1,200.00   |                   |
| 20000   | AP - Trade | 4/27/17 | 1013       | PJ   | UNITED CORPORATION           |           | 450.00     |                   |
| 20000   | AP - Trade |         |            |      | Current Period Change        |           | 1,650.00   | -1,650.00         |
| 20000   | AP - Trade | 5/1/17  |            |      | Beginning Balance            |           |            | <b>-77,254.10</b> |
| 20000   | AP - Trade | 5/1/17  | 940-201412 | PJ   | INTERNAL REVENUE SERVICE     |           | 74,902.32  |                   |
| 20000   | AP - Trade | 5/2/17  | CRA341     | CDJ  | UNITED CORPORATION - Invoice | 1,200.00  |            |                   |
| 20000   | AP - Trade | 5/2/17  | CRA341     | CDJ  | UNITED CORPORATION - Invoice | 75.00     |            |                   |
| 20000   | AP - Trade | 5/2/17  | CRA341     | CDJ  | UNITED CORPORATION - Invoice | 450.00    |            |                   |
| 20000   | AP - Trade | 5/2/17  | CRA341     | CDJ  | UNITED CORPORATION - Invoice | 300.00    |            |                   |
| 20000   | AP - Trade | 5/15/17 | FUTA2013CM | PJ   | INTERNAL REVENUE SERVICE     | 74,779.10 |            |                   |
| 20000   | AP - Trade | 5/19/17 | 1014       | PJ   | UNITED CORPORATION           |           | 450.00     |                   |
| 20000   | AP - Trade |         |            |      | Current Period Change        | 76,804.10 | 75,352.32  | 1,451.78          |
| 20000   | AP - Trade | 6/1/17  |            |      | Beginning Balance            |           |            | <b>-75,802.32</b> |
| 20000   | AP - Trade | 6/13/17 | 1015       | PJ   | UNITED CORPORATION           |           | 450.00     |                   |
| 20000   | AP - Trade | 6/23/17 | FUTA2014   | PJ   | INTERNAL REVENUE SERVICE     | 74,902.32 |            |                   |
| 20000   | AP - Trade |         |            |      | Current Period Change        | 74,902.32 | 450.00     | 74,452.32         |

| Account | Acct Descr | Date     | Reference | Jrnl | Trans Description            | Debit Amt | Credit Amt | Balance           |
|---------|------------|----------|-----------|------|------------------------------|-----------|------------|-------------------|
| 20000   | AP - Trade | 7/1/17   |           |      | Beginning Balance            |           |            | <b>-1,350.00</b>  |
| 20000   | AP - Trade | 7/5/17   | CRA347    | CDJ  | UNITED CORPORATION - Invoice | 450.00    |            |                   |
| 20000   | AP - Trade | 7/5/17   | CRA347    | CDJ  | UNITED CORPORATION - Invoice | 450.00    |            |                   |
| 20000   | AP - Trade | 7/5/17   | CRA347    | CDJ  | UNITED CORPORATION - Invoice | 450.00    |            |                   |
| 20000   | AP - Trade | 7/13/17  | 17-0713   | PJ   | BUREAU OF INTERNAL REVENL    |           | 37,448.60  |                   |
| 20000   | AP - Trade | 7/21/17  | 1019      | PJ   | UNITED CORPORATION           |           | 1,650.00   |                   |
| 20000   | AP - Trade | 7/22/17  | 1020      | PJ   | UNITED CORPORATION           |           | 450.00     |                   |
| 20000   | AP - Trade |          |           |      | Current Period Change        | 1,350.00  | 39,548.60  | -38,198.60        |
| 20000   | AP - Trade | 8/1/17   |           |      | Beginning Balance            |           |            | <b>-39,548.60</b> |
| 20000   | AP - Trade | 8/20/17  | 1021      | PJ   | UNITED CORPORATION           |           | 450.00     |                   |
| 20000   | AP - Trade |          |           |      | Current Period Change        |           | 450.00     | -450.00           |
| 20000   | AP - Trade | 9/1/17   |           |      | Beginning Balance            |           |            | <b>-39,998.60</b> |
| 20000   | AP - Trade | 9/20/17  | 1022      | PJ   | UNITED CORPORATION           |           | 450.00     |                   |
| 20000   | AP - Trade |          |           |      | Current Period Change        |           | 450.00     | -450.00           |
| 20000   | AP - Trade | 10/1/17  |           |      | Beginning Balance            |           |            | <b>-40,448.60</b> |
| 20000   | AP - Trade | 10/20/17 | 1023      | PJ   | UNITED CORPORATION           |           | 450.00     |                   |
| 20000   | AP - Trade |          |           |      | Current Period Change        |           | 450.00     | -450.00           |
| 20000   | AP - Trade | 11/1/17  |           |      | Beginning Balance            |           |            | <b>-40,898.60</b> |
| 20000   | AP - Trade | 11/17/17 | 349       | CDJ  | UNITED CORPORATION - Invoice | 450.00    |            |                   |
| 20000   | AP - Trade | 11/17/17 | 349       | CDJ  | UNITED CORPORATION - Invoice | 450.00    |            |                   |
| 20000   | AP - Trade | 11/17/17 | 349       | CDJ  | UNITED CORPORATION - Invoice | 450.00    |            |                   |
| 20000   | AP - Trade | 11/17/17 | 349       | CDJ  | UNITED CORPORATION - Invoice | 450.00    |            |                   |
| 20000   | AP - Trade | 11/17/17 | 349       | CDJ  | UNITED CORPORATION - Invoice | 1,650.00  |            |                   |
| 20000   | AP - Trade | 11/20/17 | 1024      | PJ   | UNITED CORPORATION           |           | 450.00     |                   |
| 20000   | AP - Trade |          |           |      | Current Period Change        | 3,450.00  | 450.00     | 3,000.00          |
| 20000   | AP - Trade | 12/1/17  |           |      | Beginning Balance            |           |            | <b>-37,898.60</b> |
| 20000   | AP - Trade | 12/20/17 | 1025      | PJ   | UNITED CORPORATION           |           | 450.00     |                   |
| 20000   | AP - Trade |          |           |      | Current Period Change        |           | 450.00     | -450.00           |
| 20000   | AP - Trade | 12/31/17 |           |      | Fiscal Year End Balance      |           |            | <b>-38,348.60</b> |
| 20000   | AP - Trade | 1/1/18   |           |      | Beginning Balance            |           |            | <b>-38,348.60</b> |
| 20000   | AP - Trade | 1/16/18  | 1026      | PJ   | UNITED CORPORATION           |           | 450.00     |                   |
| 20000   | AP - Trade |          |           |      | Current Period Change        |           | 450.00     | -450.00           |
| 20000   | AP - Trade | 2/1/18   |           |      | Beginning Balance            |           |            | <b>-38,798.60</b> |
| 20000   | AP - Trade | 2/8/18   | 351       | CDJ  | UNITED CORPORATION - Invoice | 450.00    |            |                   |
| 20000   | AP - Trade | 2/8/18   | 351       | CDJ  | UNITED CORPORATION - Invoice | 450.00    |            |                   |
| 20000   | AP - Trade | 2/8/18   | 351       | CDJ  | UNITED CORPORATION - Invoice | 450.00    |            |                   |
| 20000   | AP - Trade | 2/23/18  | 1027      | PJ   | UNITED CORPORATION           |           | 450.00     |                   |
| 20000   | AP - Trade |          |           |      | Current Period Change        | 1,350.00  | 450.00     | 900.00            |
| 20000   | AP - Trade | 3/1/18   |           |      | Beginning Balance            |           |            | <b>-37,898.60</b> |
| 20000   | AP - Trade | 3/20/18  | 1028      | PJ   | UNITED CORPORATION           |           | 450.00     |                   |
| 20000   | AP - Trade |          |           |      | Current Period Change        |           | 450.00     | -450.00           |
| 20000   | AP - Trade | 4/1/18   |           |      | Beginning Balance            |           |            | <b>-38,348.60</b> |
| 20000   | AP - Trade | 4/19/18  | 1029      | PJ   | UNITED CORPORATION           |           | 450.00     |                   |
| 20000   | AP - Trade |          |           |      | Current Period Change        |           | 450.00     | -450.00           |
| 20000   | AP - Trade | 5/1/18   |           |      | Beginning Balance            |           |            | <b>-38,798.60</b> |
| 20000   | AP - Trade | 5/15/18  | 1030      | PJ   | UNITED CORPORATION           |           | 450.00     |                   |
| 20000   | AP - Trade |          |           |      | Current Period Change        |           | 450.00     | -450.00           |
| 20000   | AP - Trade | 6/1/18   |           |      | Beginning Balance            |           |            | <b>-39,248.60</b> |
| 20000   | AP - Trade | 6/15/18  | 1031      | PJ   | UNITED CORPORATION           |           | 450.00     |                   |
| 20000   | AP - Trade |          |           |      | Current Period Change        |           | 450.00     | -450.00           |
| 20000   | AP - Trade | 7/1/18   |           |      | Beginning Balance            |           |            | <b>-39,698.60</b> |
| 20000   | AP - Trade | 7/15/18  | 1032      | PJ   | UNITED CORPORATION           |           | 450.00     |                   |

| Account | Acct Descr | Date           | Reference | Jrnl | Trans Description            | Debit Amt | Credit Amt | Balance           |
|---------|------------|----------------|-----------|------|------------------------------|-----------|------------|-------------------|
| 20000   | AP - Trade |                |           |      | Current Period Change        |           | 450.00     | -450.00           |
| 20000   | AP - Trade | 8/1/18         |           |      | Beginning Balance            |           |            | <b>-40,148.60</b> |
| 20000   | AP - Trade | 8/15/18        | 1033      | PJ   | UNITED CORPORATION           |           | 450.00     |                   |
| 20000   | AP - Trade |                |           |      | Current Period Change        |           | 450.00     | -450.00           |
| 20000   | AP - Trade | 9/1/18         |           |      | Beginning Balance            |           |            | <b>-40,598.60</b> |
| 20000   | AP - Trade | 9/13/18        | 1034      | PJ   | UNITED CORPORATION           |           | 450.00     |                   |
| 20000   | AP - Trade | 9/14/18        | 358       | CDJ  | UNITED CORPORATION - Invoice | 450.00    |            |                   |
| 20000   | AP - Trade | 9/14/18        | 358       | CDJ  | UNITED CORPORATION - Invoice | 450.00    |            |                   |
| 20000   | AP - Trade | 9/14/18        | 358       | CDJ  | UNITED CORPORATION - Invoice | 450.00    |            |                   |
| 20000   | AP - Trade | 9/14/18        | 358       | CDJ  | UNITED CORPORATION - Invoice | 450.00    |            |                   |
| 20000   | AP - Trade | 9/14/18        | 358       | CDJ  | UNITED CORPORATION - Invoice | 450.00    |            |                   |
| 20000   | AP - Trade | 9/14/18        | 358       | CDJ  | UNITED CORPORATION - Invoice | 450.00    |            |                   |
| 20000   | AP - Trade | 9/14/18        | 358       | CDJ  | UNITED CORPORATION - Invoice | 450.00    |            |                   |
| 20000   | AP - Trade | 9/14/18        | 358       | CDJ  | UNITED CORPORATION - Invoice | 450.00    |            |                   |
| 20000   | AP - Trade | 9/14/18        | 358       | CDJ  | UNITED CORPORATION - Invoice | 450.00    |            |                   |
| 20000   | AP - Trade | 9/14/18        | 358       | CDJ  | UNITED CORPORATION - Invoice | 450.00    |            |                   |
| 20000   | AP - Trade | 9/14/18        | 358       | CDJ  | UNITED CORPORATION - Invoice | 450.00    |            |                   |
| 20000   | AP - Trade |                |           |      | Current Period Change        | 3,600.00  | 450.00     | 3,150.00          |
| 20000   | AP - Trade | 10/1/18        |           |      | Beginning Balance            |           |            | <b>-37,448.60</b> |
| 20000   | AP - Trade | 10/15/18       | 1035      | PJ   | UNITED CORPORATION           |           | 450.00     |                   |
| 20000   | AP - Trade |                |           |      | Current Period Change        |           | 450.00     | -450.00           |
| 20000   | AP - Trade | 11/1/18        |           |      | Beginning Balance            |           |            | <b>-37,898.60</b> |
| 20000   | AP - Trade | 11/15/18       | 1036      | PJ   | UNITED CORPORATION           |           | 450.00     |                   |
| 20000   | AP - Trade |                |           |      | Current Period Change        |           | 450.00     | -450.00           |
| 20000   | AP - Trade | 12/1/18        |           |      | Beginning Balance            |           |            | <b>-38,348.60</b> |
| 20000   | AP - Trade | 12/15/18       | 1037      | PJ   | UNITED CORPORATION           |           | 450.00     |                   |
| 20000   | AP - Trade |                |           |      | Current Period Change        |           | 450.00     | -450.00           |
| 20000   | AP - Trade | 12/31/18       |           |      | Fiscal Year End Balance      |           |            | <b>-38,798.60</b> |
| 20000   | AP - Trade | 1/1/19         |           |      | Beginning Balance            |           |            | <b>-38,798.60</b> |
| 20000   | AP - Trade | 1/1/19         | 17-0713CM | PJ   | BUREAU OF INTERNAL REVENL    | 37,448.60 |            |                   |
| 20000   | AP - Trade | 1/15/19        | 1038      | PJ   | UNITED CORPORATION           |           | 450.00     |                   |
| 20000   | AP - Trade |                |           |      | Current Period Change        | 37,448.60 | 450.00     | 36,998.60         |
| 20000   | AP - Trade | 2/1/19         |           |      | Beginning Balance            |           |            | <b>-1,800.00</b>  |
| 20000   | AP - Trade | 2/15/19        | 1039      | PJ   | UNITED CORPORATION           |           | 450.00     |                   |
| 20000   | AP - Trade |                |           |      | Current Period Change        |           | 450.00     | -450.00           |
| 20000   | AP - Trade | 3/1/19         |           |      | Beginning Balance            |           |            | <b>-2,250.00</b>  |
| 20000   | AP - Trade | 3/15/19        | 1040      | PJ   | UNITED CORPORATION           |           | 450.00     |                   |
| 20000   | AP - Trade |                |           |      | Current Period Change        |           | 450.00     | -450.00           |
| 20000   | AP - Trade | 4/1/19         |           |      | Beginning Balance            |           |            | <b>-2,700.00</b>  |
| 20000   | AP - Trade | 4/15/19        | 1041      | PJ   | UNITED CORPORATION           |           | 450.00     |                   |
| 20000   | AP - Trade |                |           |      | Current Period Change        |           | 450.00     | -450.00           |
| 20000   | AP - Trade | 5/1/19         |           |      | Beginning Balance            |           |            | <b>-3,150.00</b>  |
| 20000   | AP - Trade | 5/15/19        | 1042      | PJ   | UNITED CORPORATION           |           | 450.00     |                   |
| 20000   | AP - Trade |                |           |      | Current Period Change        |           | 450.00     | -450.00           |
| 20000   | AP - Trade | 6/1/19         |           |      | Beginning Balance            |           |            | <b>-3,600.00</b>  |
| 20000   | AP - Trade | 6/15/19        | 1043      | PJ   | UNITED CORPORATION           |           | 450.00     |                   |
| 20000   | AP - Trade |                |           |      | Current Period Change        |           | 450.00     | -450.00           |
|         |            | <b>6/30/19</b> |           |      | <b>Ending Balance</b>        |           |            | <b>-4,050.00</b>  |

**Plaza West**  
**General Ledger**  
**For the Period From Aug 1, 2016 to Jun 30, 2019**

| Account | Account Desc | Date     | Reference  | Jrnl | Trans Description              | Debit Amt | Credit Amt | Balance           |
|---------|--------------|----------|------------|------|--------------------------------|-----------|------------|-------------------|
| 20000   | AP - Trade   | 8/1/16   |            |      | Beginning Balance              |           |            | <b>-12,659.30</b> |
| 20000   | AP - Trade   | 8/1/16   | 16-0801-01 | PJ   | TOPA PROPERTIES                |           | 741.40     |                   |
| 20000   | AP - Trade   | 8/9/16   | 316        | CDJ  | TOPA PROPERTIES - Invoice: 16- | 741.40    |            |                   |
| 20000   | AP - Trade   | 8/9/16   | 317        | CDJ  | TOPA PROPERTIES - Invoice: 16- | 741.40    |            |                   |
| 20000   | AP - Trade   | 8/9/16   | 318        | CDJ  | BECKSTEDT & ASSOCIATES - In    | 100.00    |            |                   |
| 20000   | AP - Trade   | 8/9/16   | 318        | CDJ  | BECKSTEDT & ASSOCIATES - In    | 395.00    |            |                   |
| 20000   | AP - Trade   | 8/9/16   | 318        | CDJ  | BECKSTEDT & ASSOCIATES - In    | 8,496.30  |            |                   |
| 20000   | AP - Trade   | 8/12/16  | 320        | CDJ  | BECKSTEDT & ASSOCIATES - In    | 925.00    |            |                   |
| 20000   | AP - Trade   | 8/12/16  | 320        | CDJ  | BECKSTEDT & ASSOCIATES - In    | 315.50    |            |                   |
| 20000   | AP - Trade   | 8/17/16  | 16-0817-01 | PJ   | SOURCE ACCOUNTING              |           | 1,550.00   |                   |
| 20000   | AP - Trade   | 8/30/16  | 324        | CDJ  | BECKSTEDT & ASSOCIATES - In    | 2,352.50  |            |                   |
| 20000   | AP - Trade   | 8/30/16  | 324        | CDJ  | BECKSTEDT & ASSOCIATES - In    | 75.00     |            |                   |
| 20000   | AP - Trade   | 8/30/16  | 325        | CDJ  | SOURCE ACCOUNTING - Invoice    | 1,550.00  |            |                   |
| 20000   | AP - Trade   |          |            |      | Current Period Change          | 15,692.10 | 2,291.40   | 13,400.70         |
| 20000   | AP - Trade   | 9/1/16   |            |      | Beginning Balance              |           |            | <b>741.40</b>     |
| 20000   | AP - Trade   | 9/1/16   | 16-0901-01 | PJ   | TOPA PROPERTIES                |           | 741.40     |                   |
| 20000   | AP - Trade   | 9/8/16   | 2193       | PJ   | BECKSTEDT & ASSOCIATES         |           | 495.00     |                   |
| 20000   | AP - Trade   |          |            |      | Current Period Change          |           | 1,236.40   | -1,236.40         |
| 20000   | AP - Trade   | 10/1/16  |            |      | Beginning Balance              |           |            | <b>-495.00</b>    |
| 20000   | AP - Trade   | 10/1/16  | 16-1001-01 | PJ   | TOPA PROPERTIES                |           | 741.40     |                   |
| 20000   | AP - Trade   | 10/7/16  | 327        | CDJ  | BECKSTEDT & ASSOCIATES - In    | 495.00    |            |                   |
| 20000   | AP - Trade   | 10/7/16  | 328        | CDJ  | TOPA PROPERTIES - Invoice: 16- | 741.40    |            |                   |
| 20000   | AP - Trade   | 10/7/16  | 328        | CDJ  | TOPA PROPERTIES - Invoice: 16- | 741.40    |            |                   |
| 20000   | AP - Trade   | 10/7/16  | 328        | CDJ  | TOPA PROPERTIES - Invoice: 16- | 741.40    |            |                   |
| 20000   | AP - Trade   | 10/27/16 | 16-1027-01 | PJ   | V.I. EMPLOYMENT SECURITY AC    |           | 1,273.38   |                   |
| 20000   | AP - Trade   | 10/31/16 | 2016-01    | PJ   | LEWIS CONSULTING LLC           |           | 3,800.00   |                   |
| 20000   | AP - Trade   |          |            |      | Current Period Change          | 2,719.20  | 5,814.78   | -3,095.58         |
| 20000   | AP - Trade   | 11/1/16  |            |      | Beginning Balance              |           |            | <b>-3,590.58</b>  |
| 20000   | AP - Trade   | 11/1/16  | 16-1101-01 | PJ   | TOPA PROPERTIES                |           | 741.40     |                   |
| 20000   | AP - Trade   | 11/3/16  | 329        | CDJ  | V.I. EMPLOYMENT SECURITY AC    | 1,273.38  |            |                   |
| 20000   | AP - Trade   | 11/3/16  | 2258       | PJ   | BECKSTEDT & ASSOCIATES         |           | 1,192.50   |                   |
| 20000   | AP - Trade   | 11/23/16 | 331        | CDJ  | LEWIS CONSULTING LLC - Invoic  | 3,800.00  |            |                   |
| 20000   | AP - Trade   | 11/30/16 | 2016-02    | PJ   | LEWIS CONSULTING LLC           |           | 5,000.00   |                   |
| 20000   | AP - Trade   | 11/30/16 | 16-1130    | PJ   | V.I. EMPLOYMENT SECURITY AC    |           | 24,930.39  |                   |
| 20000   | AP - Trade   |          |            |      | Current Period Change          | 5,073.38  | 31,864.29  | -26,790.91        |
| 20000   | AP - Trade   | 12/1/16  |            |      | Beginning Balance              |           |            | <b>-30,381.49</b> |
| 20000   | AP - Trade   | 12/1/16  | 16-1201-01 | PJ   | TOPA PROPERTIES                |           | 741.40     |                   |
| 20000   | AP - Trade   | 12/4/16  | 2276       | PJ   | BECKSTEDT & ASSOCIATES         |           | 1,437.50   |                   |
| 20000   | AP - Trade   | 12/6/16  | 330        | CDJ  | V.I. EMPLOYMENT SECURITY AC    | 24,930.39 |            |                   |
| 20000   | AP - Trade   | 12/6/16  | 333        | CDJ  | LEWIS CONSULTING LLC - Invoic  | 5,000.00  |            |                   |
| 20000   | AP - Trade   | 12/6/16  | 334        | CDJ  | BECKSTEDT & ASSOCIATES - In    | 1,192.50  |            |                   |
| 20000   | AP - Trade   |          |            |      | Current Period Change          | 31,122.89 | 2,178.90   | 28,943.99         |
| 20000   | AP - Trade   | 12/31/16 |            |      | Fiscal Year End Balance        |           |            | <b>-1,437.50</b>  |
| 20000   | AP - Trade   | 1/1/17   |            |      | Beginning Balance              |           |            | <b>-1,437.50</b>  |
| 20000   | AP - Trade   | 1/1/17   | 17-0101    | PJ   | TOPA PROPERTIES                |           | 741.40     |                   |
| 20000   | AP - Trade   | 1/4/17   | 2300       | PJ   | BECKSTEDT & ASSOCIATES         |           | 338.10     |                   |
| 20000   | AP - Trade   | 1/9/17   | 335        | CDJ  | TOPA PROPERTIES - Invoice: 17- | 741.40    |            |                   |
| 20000   | AP - Trade   | 1/9/17   | 335        | CDJ  | TOPA PROPERTIES - Invoice: 17- | 741.40    |            |                   |
| 20000   | AP - Trade   | 1/9/17   | 335        | CDJ  | TOPA PROPERTIES - Invoice: 17- | 741.40    |            |                   |
| 20000   | AP - Trade   | 1/9/17   | 336        | CDJ  | BECKSTEDT & ASSOCIATES - In    | 1,437.50  |            |                   |
| 20000   | AP - Trade   |          |            |      | Current Period Change          | 3,661.70  | 1,079.50   | 2,582.20          |
| 20000   | AP - Trade   | 2/1/17   |            |      | Beginning Balance              |           |            | <b>1,144.70</b>   |

| Account | Account Desc | Date     | Reference   | Jrnl | Trans Description              | Debit Amt | Credit Amt | Balance           |
|---------|--------------|----------|-------------|------|--------------------------------|-----------|------------|-------------------|
| 20000   | AP - Trade   | 2/1/17   | 17-0201     | PJ   | TOPA PROPERTIES                |           | 741.40     |                   |
| 20000   | AP - Trade   |          |             |      | Current Period Change          |           | 741.40     | -741.40           |
| 20000   | AP - Trade   | 3/1/17   |             |      | Beginning Balance              |           |            | <b>403.30</b>     |
| 20000   | AP - Trade   | 3/1/17   | 17-0301     | PJ   | TOPA PROPERTIES                |           | 741.40     |                   |
| 20000   | AP - Trade   | 3/3/17   | 2017/01     | PJ   | LEWIS CONSULTING LLC           |           | 2,000.00   |                   |
| 20000   | AP - Trade   | 3/15/17  | 338         | CDJ  | BECKSTEDT & ASSOCIATES - In    | 338.10    |            |                   |
| 20000   | AP - Trade   | 3/15/17  | 339         | CDJ  | TOPA PROPERTIES - Invoice: 17  | 741.40    |            |                   |
| 20000   | AP - Trade   | 3/15/17  | 339         | CDJ  | TOPA PROPERTIES - Invoice: 17  | 741.40    |            |                   |
| 20000   | AP - Trade   | 3/15/17  | 339         | CDJ  | TOPA PROPERTIES - Invoice: 17  | 741.40    |            |                   |
| 20000   | AP - Trade   |          |             |      | Current Period Change          | 2,562.30  | 2,741.40   | -179.10           |
| 20000   | AP - Trade   | 4/1/17   |             |      | Beginning Balance              |           |            | <b>224.20</b>     |
| 20000   | AP - Trade   | 4/1/17   | 17-0401     | PJ   | TOPA PROPERTIES                |           | 741.40     |                   |
| 20000   | AP - Trade   | 4/18/17  | SX-12CV-370 | PJ   | EDGAR D. ROSS                  |           | 23,800.00  |                   |
| 20000   | AP - Trade   |          |             |      | Current Period Change          |           | 24,541.40  | -24,541.40        |
| 20000   | AP - Trade   | 5/1/17   |             |      | Beginning Balance              |           |            | <b>-24,317.20</b> |
| 20000   | AP - Trade   | 5/1/17   | 17-0501     | PJ   | TOPA PROPERTIES                |           | 757.71     |                   |
| 20000   | AP - Trade   | 5/2/17   | 342         | CDJ  | EDGAR D. ROSS - Invoice: SX-12 | 23,800.00 |            |                   |
| 20000   | AP - Trade   | 5/2/17   | 343         | CDJ  | LEWIS CONSULTING LLC - Invoic  | 2,000.00  |            |                   |
| 20000   | AP - Trade   | 5/10/17  | 2464        | PJ   | BECKSTEDT & ASSOCIATES         |           | 367.50     |                   |
| 20000   | AP - Trade   | 5/24/17  | 17-0524     | PJ   | TOPA PROPERTIES                |           | 32.62      |                   |
| 20000   | AP - Trade   |          |             |      | Current Period Change          | 25,800.00 | 1,157.83   | 24,642.17         |
| 20000   | AP - Trade   | 6/1/17   |             |      | Beginning Balance              |           |            | <b>324.97</b>     |
| 20000   | AP - Trade   | 6/1/17   | 17-0601     | PJ   | TOPA PROPERTIES                |           | 757.71     |                   |
| 20000   | AP - Trade   | 6/19/17  | 17-0619     | PJ   | SOURCE ACCOUNTING              |           | 1,705.00   |                   |
| 20000   | AP - Trade   |          |             |      | Current Period Change          |           | 2,462.71   | -2,462.71         |
| 20000   | AP - Trade   | 7/1/17   |             |      | Beginning Balance              |           |            | <b>-2,137.74</b>  |
| 20000   | AP - Trade   | 7/1/17   | 17-0701     | PJ   | TOPA PROPERTIES                |           | 757.71     |                   |
| 20000   | AP - Trade   | 7/5/17   | 344         | CDJ  | BECKSTEDT & ASSOCIATES - In    | 367.50    |            |                   |
| 20000   | AP - Trade   | 7/5/17   | 346         | CDJ  | TOPA PROPERTIES - Invoice: 17  | 16.31     |            |                   |
| 20000   | AP - Trade   | 7/5/17   | 346         | CDJ  | TOPA PROPERTIES - Invoice: 17  | 16.31     |            |                   |
| 20000   | AP - Trade   | 7/5/17   | 346         | CDJ  | TOPA PROPERTIES - Invoice: 17  | 757.71    |            |                   |
| 20000   | AP - Trade   | 7/5/17   | 346         | CDJ  | TOPA PROPERTIES - Invoice: 17  | 757.71    |            |                   |
| 20000   | AP - Trade   | 7/5/17   | 346         | CDJ  | TOPA PROPERTIES - Invoice: 17  | 757.71    |            |                   |
| 20000   | AP - Trade   | 7/5/17   | 346         | CDJ  | TOPA PROPERTIES - Invoice: 17  | 757.71    |            |                   |
| 20000   | AP - Trade   | 7/5/17   | 345         | CDJ  | SOURCE ACCOUNTING - Invoice    | 1,705.00  |            |                   |
| 20000   | AP - Trade   |          |             |      | Current Period Change          | 4,378.25  | 757.71     | 3,620.54          |
| 20000   | AP - Trade   | 8/1/17   |             |      | Beginning Balance              |           |            | <b>1,482.80</b>   |
| 20000   | AP - Trade   | 8/1/17   | 17-0801     | PJ   | TOPA PROPERTIES                |           | 757.71     |                   |
| 20000   | AP - Trade   |          |             |      | Current Period Change          |           | 757.71     | -757.71           |
| 20000   | AP - Trade   | 9/1/17   |             |      | Beginning Balance              |           |            | <b>725.09</b>     |
| 20000   | AP - Trade   | 9/1/17   | 17-0901     | PJ   | TOPA PROPERTIES                |           | 757.71     |                   |
| 20000   | AP - Trade   |          |             |      | Current Period Change          |           | 757.71     | -757.71           |
| 20000   | AP - Trade   | 10/1/17  |             |      | Beginning Balance              |           |            | <b>-32.62</b>     |
| 20000   | AP - Trade   | 10/1/17  | 17-1001     | PJ   | TOPA PROPERTIES                |           | 757.71     |                   |
| 20000   | AP - Trade   |          |             |      | Current Period Change          |           | 757.71     | -757.71           |
| 20000   | AP - Trade   | 11/1/17  |             |      | Beginning Balance              |           |            | <b>-790.33</b>    |
| 20000   | AP - Trade   | 11/1/17  | 17-1101     | PJ   | TOPA PROPERTIES                |           | 757.71     |                   |
| 20000   | AP - Trade   | 11/17/17 | 348         | CDJ  | TOPA PROPERTIES - Invoice: 17  | 32.62     |            |                   |
| 20000   | AP - Trade   | 11/17/17 | 348         | CDJ  | TOPA PROPERTIES - Invoice: 17  | 757.71    |            |                   |
| 20000   | AP - Trade   | 11/17/17 | 348         | CDJ  | TOPA PROPERTIES - Invoice: 17  | 757.71    |            |                   |
| 20000   | AP - Trade   | 11/17/17 | 348         | CDJ  | TOPA PROPERTIES - Invoice: 17  | 757.71    |            |                   |
| 20000   | AP - Trade   |          |             |      | Current Period Change          | 2,305.75  | 757.71     | 1,548.04          |
| 20000   | AP - Trade   | 12/1/17  |             |      | Beginning Balance              |           |            | <b>757.71</b>     |
| 20000   | AP - Trade   | 12/1/17  | 17-1201     | PJ   | TOPA PROPERTIES                |           | 757.71     |                   |
| 20000   | AP - Trade   |          |             |      | Current Period Change          |           | 757.71     | -757.71           |
| 20000   | AP - Trade   | 12/31/17 |             |      | Fiscal Year End Balance        |           |            |                   |

| Account | Account Desc | Date    | Reference    | Jrnl | Trans Description              | Debit Amt | Credit Amt | Balance          |
|---------|--------------|---------|--------------|------|--------------------------------|-----------|------------|------------------|
| 20000   | AP - Trade   | 1/1/18  |              |      | Beginning Balance              |           |            |                  |
| 20000   | AP - Trade   | 1/1/18  | 18-0101      | PJ   | TOPA PROPERTIES                |           | 768.65     |                  |
| 20000   | AP - Trade   |         |              |      | Current Period Change          |           | 768.65     | -768.65          |
| 20000   | AP - Trade   | 2/1/18  |              |      | Beginning Balance              |           |            | <b>-768.65</b>   |
| 20000   | AP - Trade   | 2/1/18  | 18-0201      | PJ   | TOPA PROPERTIES                |           | 757.71     |                  |
| 20000   | AP - Trade   | 2/8/18  | 350          | CDJ  | TOPA PROPERTIES - Invoice: 18- | 757.71    |            |                  |
| 20000   | AP - Trade   | 2/8/18  | 350          | CDJ  | TOPA PROPERTIES - Invoice: 18- | 757.71    |            |                  |
| 20000   | AP - Trade   | 2/8/18  | 350          | CDJ  | TOPA PROPERTIES - Invoice: 18- | 768.65    |            |                  |
| 20000   | AP - Trade   |         |              |      | Current Period Change          | 2,284.07  | 757.71     | 1,526.36         |
| 20000   | AP - Trade   | 3/1/18  |              |      | Beginning Balance              |           |            | <b>757.71</b>    |
| 20000   | AP - Trade   | 3/1/18  | 18-0301      | PJ   | TOPA PROPERTIES                |           | 757.71     |                  |
| 20000   | AP - Trade   |         |              |      | Current Period Change          |           | 757.71     | -757.71          |
| 20000   | AP - Trade   | 4/1/18  |              |      | Beginning Balance              |           |            |                  |
| 20000   | AP - Trade   | 4/1/18  | 2018-0401    | PJ   | TOPA PROPERTIES                |           | 757.71     |                  |
| 20000   | AP - Trade   | 4/1/18  | 2018-0401CM  | PJ   | TOPA PROPERTIES                | 757.71    |            |                  |
| 20000   | AP - Trade   |         |              |      | Current Period Change          | 757.71    | 757.71     |                  |
| 20000   | AP - Trade   | 5/1/18  |              |      | Beginning Balance              |           |            |                  |
| 20000   | AP - Trade   | 5/1/18  | 18-0501      | PJ   | TOPA PROPERTIES                |           | 814.53     |                  |
| 20000   | AP - Trade   | 5/3/18  | 352          | CDJ  | TOPA PROPERTIES - Invoice: 18- | 757.71    |            |                  |
| 20000   | AP - Trade   | 5/3/18  | 352          | CDJ  | TOPA PROPERTIES - Invoice: 18- | 757.71    |            |                  |
| 20000   | AP - Trade   | 5/3/18  | 352          | CDJ  | TOPA PROPERTIES - Invoice: 18- | 757.71    |            |                  |
| 20000   | AP - Trade   | 5/19/18 | SX-12-CV-370 | PJ   | EDGAR D. ROSS                  |           | 27,800.00  |                  |
| 20000   | AP - Trade   | 5/21/18 | 353          | CDJ  | EDGAR D. ROSS - Invoice: SX-12 | 27,800.00 |            |                  |
| 20000   | AP - Trade   |         |              |      | Current Period Change          | 30,073.13 | 28,614.53  | 1,458.60         |
| 20000   | AP - Trade   | 6/1/18  |              |      | Beginning Balance              |           |            | <b>1,458.60</b>  |
| 20000   | AP - Trade   | 6/1/18  | 18-0601      | PJ   | TOPA PROPERTIES                |           | 776.65     |                  |
| 20000   | AP - Trade   |         |              |      | Current Period Change          |           | 776.65     | -776.65          |
| 20000   | AP - Trade   | 7/1/18  |              |      | Beginning Balance              |           |            | <b>681.95</b>    |
| 20000   | AP - Trade   | 7/1/18  | 18-0701      | PJ   | TOPA PROPERTIES                |           | 776.65     |                  |
| 20000   | AP - Trade   | 7/27/18 | 2018-0727    | PJ   | SOURCE ACCOUNTING              |           | 1,707.00   |                  |
| 20000   | AP - Trade   |         |              |      | Current Period Change          |           | 2,483.65   | -2,483.65        |
| 20000   | AP - Trade   | 8/1/18  |              |      | Beginning Balance              |           |            | <b>-1,801.70</b> |
| 20000   | AP - Trade   | 8/1/18  | 18-0801      | PJ   | TOPA PROPERTIES                |           | 776.65     |                  |
| 20000   | AP - Trade   |         |              |      | Current Period Change          |           | 776.65     | -776.65          |
| 20000   | AP - Trade   | 9/1/18  |              |      | Beginning Balance              |           |            | <b>-2,578.35</b> |
| 20000   | AP - Trade   | 9/1/18  | 18-0901      | PJ   | TOPA PROPERTIES                |           | 776.65     |                  |
| 20000   | AP - Trade   | 9/10/18 | JE30         | PJ   | GALLOW'S BAY PASTRY & CAFE     |           | 65.72      |                  |
| 20000   | AP - Trade   | 9/14/18 | 355          | CDJ  | SOURCE ACCOUNTING - Invoice    | 1,707.00  |            |                  |
| 20000   | AP - Trade   | 9/14/18 | 356          | CDJ  | TOPA PROPERTIES - Invoice: 18- | 56.82     |            |                  |
| 20000   | AP - Trade   | 9/14/18 | 356          | CDJ  | TOPA PROPERTIES - Invoice: 18- | 18.94     |            |                  |
| 20000   | AP - Trade   | 9/14/18 | 356          | CDJ  | TOPA PROPERTIES - Invoice: 18- | 776.65    |            |                  |
| 20000   | AP - Trade   | 9/14/18 | 356          | CDJ  | TOPA PROPERTIES - Invoice: 18- | 18.94     |            |                  |
| 20000   | AP - Trade   | 9/14/18 | 356          | CDJ  | TOPA PROPERTIES - Invoice: 18- | 776.65    |            |                  |
| 20000   | AP - Trade   | 9/14/18 | 357          | CDJ  | TOPA PROPERTIES - Invoice: 18- | 776.65    |            |                  |
| 20000   | AP - Trade   | 9/14/18 | 357          | CDJ  | TOPA PROPERTIES - Invoice: 18- | 776.65    |            |                  |
| 20000   | AP - Trade   | 9/14/18 | 357          | CDJ  | TOPA PROPERTIES - Invoice: 18- | 776.65    |            |                  |
| 20000   | AP - Trade   | 9/14/18 | 354          | CDJ  | GALLOW'S BAY PASTRY & CAFE     |           | 65.72      |                  |
| 20000   | AP - Trade   |         |              |      | Current Period Change          | 5,750.67  | 842.37     | 4,908.30         |
| 20000   | AP - Trade   | 10/1/18 |              |      | Beginning Balance              |           |            | <b>2,329.95</b>  |
| 20000   | AP - Trade   | 10/1/18 | 18-1001      | PJ   | TOPA PROPERTIES                |           | 776.65     |                  |
| 20000   | AP - Trade   |         |              |      | Current Period Change          |           | 776.65     | -776.65          |
| 20000   | AP - Trade   | 11/1/18 |              |      | Beginning Balance              |           |            | <b>1,553.30</b>  |
| 20000   | AP - Trade   | 11/1/18 | 18-1101      | PJ   | TOPA PROPERTIES                |           | 776.65     |                  |

| Account | Account Desc | Date           | Reference | Jrnl | Trans Description             | Debit Amt | Credit Amt | Balance          |
|---------|--------------|----------------|-----------|------|-------------------------------|-----------|------------|------------------|
| 20000   | AP - Trade   |                |           |      | Current Period Change         |           | 776.65     | -776.65          |
| 20000   | AP - Trade   | 12/1/18        |           |      | Beginning Balance             |           |            | <b>776.65</b>    |
| 20000   | AP - Trade   | 12/1/18        | 18-1201   | PJ   | TOPA PROPERTIES               |           | 776.65     |                  |
| 20000   | AP - Trade   |                |           |      | Current Period Change         |           | 776.65     | -776.65          |
| 20000   | AP - Trade   | 12/31/18       |           |      | Fiscal Year End Balance       |           |            |                  |
| 20000   | AP - Trade   | 1/1/19         |           |      | Beginning Balance             |           |            |                  |
| 20000   | AP - Trade   | 1/1/19         | 19-0101   | PJ   | TOPA PROPERTIES               |           | 776.65     |                  |
| 20000   | AP - Trade   | 1/21/19        | 359       | CDJ  | TOPA PROPERTIES - Invoice: 19 | 776.65    |            |                  |
| 20000   | AP - Trade   | 1/21/19        | 359       | CDJ  | TOPA PROPERTIES - Invoice: 19 | 776.65    |            |                  |
| 20000   | AP - Trade   | 1/21/19        | 359       | CDJ  | TOPA PROPERTIES - Invoice: 19 | 776.65    |            |                  |
| 20000   | AP - Trade   | 1/25/19        | 87166     | PJ   | TOPA PROPERTIES               |           | 38.83      |                  |
| 20000   | AP - Trade   |                |           |      | Current Period Change         | 2,329.95  | 815.48     | 1,514.47         |
| 20000   | AP - Trade   | 2/1/19         |           |      | Beginning Balance             |           |            | <b>1,514.47</b>  |
| 20000   | AP - Trade   | 2/1/19         | 19-0201   | PJ   | TOPA PROPERTIES               |           | 776.65     |                  |
| 20000   | AP - Trade   |                |           |      | Current Period Change         |           | 776.65     | -776.65          |
| 20000   | AP - Trade   | 3/1/19         |           |      | Beginning Balance             |           |            | <b>737.82</b>    |
| 20000   | AP - Trade   | 3/1/19         | 19-0301   | PJ   | TOPA PROPERTIES               |           | 776.65     |                  |
| 20000   | AP - Trade   | 3/10/19        | 19-0310   | PJ   | SOURCE ACCOUNTING             |           | 1,709.00   |                  |
| 20000   | AP - Trade   |                |           |      | Current Period Change         |           | 2,485.65   | -2,485.65        |
| 20000   | AP - Trade   | 4/1/19         |           |      | Beginning Balance             |           |            | <b>-1,747.83</b> |
| 20000   | AP - Trade   | 4/1/19         | 19-0401   | PJ   | TOPA PROPERTIES               |           | 776.65     |                  |
| 20000   | AP - Trade   | 4/3/19         | 360       | CDJ  | TOPA PROPERTIES - Invoice: 19 | 776.65    |            |                  |
| 20000   | AP - Trade   | 4/3/19         | 360       | CDJ  | TOPA PROPERTIES - Invoice: 19 | 776.65    |            |                  |
| 20000   | AP - Trade   | 4/3/19         | 360       | CDJ  | TOPA PROPERTIES - Invoice: 19 | 776.65    |            |                  |
| 20000   | AP - Trade   | 4/3/19         | 361       | CDJ  | SOURCE ACCOUNTING - Invoice   | 1,709.00  |            |                  |
| 20000   | AP - Trade   |                |           |      | Current Period Change         | 4,038.95  | 776.65     | 3,262.30         |
| 20000   | AP - Trade   | 5/1/19         |           |      | Beginning Balance             |           |            | <b>1,514.47</b>  |
| 20000   | AP - Trade   | 5/1/19         | 19-0501   | PJ   | TOPA PROPERTIES               |           | 776.65     |                  |
| 20000   | AP - Trade   | 5/14/19        | 88949     | PJ   | TOPA PROPERTIES               |           | 15.53      |                  |
| 20000   | AP - Trade   | 5/14/19        | 88950     | PJ   | TOPA PROPERTIES               |           | 31.06      |                  |
| 20000   | AP - Trade   |                |           |      | Current Period Change         |           | 823.24     | -823.24          |
| 20000   | AP - Trade   | 6/1/19         |           |      | Beginning Balance             |           |            | <b>691.23</b>    |
| 20000   | AP - Trade   | 6/1/19         | 19-0601   | PJ   | TOPA PROPERTIES               |           | 776.65     |                  |
| 20000   | AP - Trade   | 6/1/19         | 89231     | PJ   | TOPA PROPERTIES               |           | 15.53      |                  |
| 20000   | AP - Trade   |                |           |      | Current Period Change         |           | 792.18     | -792.18          |
|         |              | <b>6/30/19</b> |           |      | <b>Ending Balance</b>         |           |            | <b>-100.95</b>   |

Vendor Credit Memos

File Edit Go To Window Help

Close New List Save Delete Return Serial No Note Journal Reports Help

Vendor ID: UNITED CORP

Vendor Credit Memo

Remit to: UNITED CORPORATION  
PO BOX 763  
4C & D STON FARM  
CHRISTIANSTED, VI 00821

\*Credit date: 8/9/16  
\*Due date: Jul 31, 2016  
Credit No.: CM16-0719-01  
[View related transactions](#)

**APPLIED**

Terms: Due at end of Month Return authorization: 20000 A/P account: 20000

Apply to Invoice No.: 16-0719-01 Apply to Purchases: 0.00

| Item                      | Quantity | U/M | Returned | Description   | GL Account | Unit Price | Amount    | Job            |
|---------------------------|----------|-----|----------|---|------------|------------|-----------|----------------|
|                           |          |     |          | JONES SETTLEMENT VIA UNITED EAST CK 4458 TO COLIANNI<br>Insurance - Gen Liability | 28600      |            | 50,000.00 |                |
|                           |          |     |          |   |            |            |           |                |
|                           |          |     |          |   |            |            |           |                |
|                           |          |     |          |   |            |            |           |                |
| Other applied payments    |          |     |          |   |            | 0.00       | 50,000.00 | Credit total   |
| Credit applied to invoice |          |     |          |   |            | 50,000.00  | 0.00      | Net credit due |

Vendor balance on Aug 9, 2016 71,280.75

THIS IS A CHARGE TO THE PARTNERSHIP ON THE BOOKS OF PLAZA EAST. IT WAS AGREED BY ALL PARTIES (INCLUDING HAMEDS) TO SETTLE A LAWSUIT BY A FORMER EMPLOYEE OF PLAZA EAST WHO LOCKED HIMSELF IN A FREEZER AND INJURED HIMSELF CLIMBING OUT. IT WAS PAID BY UNITED CORPORATION AND REIMBURSED BY THE PARTNERSHIP.



Payments

File Edit Go To Window Help

Close New List Save Print Delete Recalc Row Serial No. Detail Journal Event Reports Attach Help

Plaza East (Pship) Check/Reference No.: CRA321

Date: 8/12/16

Vendor ID: UNITED CORP

Dollars \$ 0.00

Pay to the order of: Mail To: UNITED CORPORATION  
PO BOX 763  
4C & D SION FARM  
CHRISTIANSTED VI 00821  
Country

Payment method: Check

Memo:

Cash account: 10300  
<Inactive Account>

Cash account balance: 0.00

Apply to Invoices: 0.00 Apply to Expenses: 0.00  Prepayment Pay All / None

| Invoice    | Date Due     | Amount Due | Description | Discount | Amount Paid | Pay                                 |
|------------|--------------|------------|-------------|----------|-------------|-------------------------------------|
| CRA315CM   | Jun 30, 2016 | -500.00    |             |          | -500.00     | <input checked="" type="checkbox"/> |
| 16-0630-01 | Jun 30, 2016 | 28,084.75  |             |          | 28,084.75   | <input checked="" type="checkbox"/> |
| 16-0630-02 | Jun 30, 2016 | 10,765.00  |             |          | 10,765.00   | <input checked="" type="checkbox"/> |
| 16-0630-03 | Jun 30, 2016 | 1,000.00   |             |          | 1,000.00    | <input checked="" type="checkbox"/> |
| 16-0731-01 | Jul 31, 2016 | 22,319.00  |             |          | 22,319.00   | <input checked="" type="checkbox"/> |
| 16-0731-02 | Jul 31, 2016 | 8,612.00   |             |          | 8,612.00    | <input checked="" type="checkbox"/> |
| 16-0731-03 | Jul 31, 2016 | 1,000.00   |             |          | 1,000.00    | <input checked="" type="checkbox"/> |
| 321CM      | Aug 31, 2016 | -71,280.75 |             |          | -71,280.75  | <input checked="" type="checkbox"/> |
| 1035       | Oct 31, 2018 | 450.00     |             |          |             | <input type="checkbox"/>            |

Discount account: 58000

NOTE THAT THIS IS ACTUALLY A ZERO PAYMENT CHECK SINCE THE ACTUAL PAYMENT WAS MADE AND RECORDED ON PLAZA WEST'S BOOKS – NOT PLAZA EAST'S BOOKS. THEREFORE, A CREDIT MEMO WAS POSTED ON PLAZA EAST'S BOOKS TO CLEAR THE LIABILITIES.

THIS ENTRY RECORDS PAYMENT BY PLAZA WEST CLAIMS RESERVE ACCOUNT TO UNITED CORPORATION FOR APPROVED CHARGES. ALL CHARGES RELATE TO FATHI YUSUF AND GAFFNEY WAGES PLUS GAFFNEY TRAVEL/HOUSING ALLOWANCE WITH THE EXCEPTION OF A SINGLE \$500 CREDIT MEMO WHICH RELATES TO A PREVIOUS OVERPAYMENT BY THE PARTNERSHIP FOR A VIESA PAYMENT IN JUNE 2016.

KEEP IN MIND THAT "PJ" ENTRIES UNDER THE CREDIT COLUMN IN ACCOUNTS PAYABLE ARE THE LIABILITIES. THE "CDJ" AND THE "PH" ENTRIES IN THE DEBIT COLUMN ARE THE PAYMENTS OF PREVIOUSLY RECORDED LIABILITIES.

THIS ACCOUNTING MAY SEEM COMPLICATED. BUT IT IS ACTUALLY EASY TO UNDERSTAND IF YOU SEE THE OTHER SIDE (PLAZA WEST). A CONTROL ACCOUNT (28600) IS USED ON BOTH SETS OF BOOKS, THE COMBINED TOTAL OF WHICH MUST ALWAYS EQUAL ZERO TO ESTABLISH NO ERRORS OR INCOMPLETE WORK.

NOTE: **ALL OTHER ACTIVITY YOU CIRCLED** RELATES TO FATHI YUSUF AND GAFFNEY WAGES & ALLOWANCE WITH THE EXCEPTION OF THE \$50,000 SETTLEMENT, THE \$500 CREDIT MEMO AND A NOMINAL \$40 CREDIT MEMO THAT RELATES TO A REDEEMED GIFT CERT AFTER THE SPLIT.

SEE THE FINAL WAGE CHARGES BELOW WHICH WAS THE BEGINNING OF A SALARY REDUCTION PERIOD. JUDGE ROSS AND I AGREED TO REDUCE MY CHARGES BY 50%. ALL WAGES CHARGES STOPPED AFTER JANUARY 2017.

Purchases/Receive Inventory

File Edit Go To Window Help

Close New List Save Copy Delete Row Serial No Note Journal Event Layout Reports Attach Help

Vendor ID: UNITED CORP

Remit to: UNITED CORPORATION  
PO BOX 763  
4C & D SION FARM  
CHRISTIANSTED, VI 00821

Ship to: United Corporation East (Pship)  
P.O. Box 763  
Christiansted  
St. Croix VI 00821  
Country

\*Invoice date: 9/30/16  
\*Due date: Sep 30, 2016  
Invoice No.: 16-0930-01  
 Drop ship  
 Waiting on bill  
[View related transactions](#)

Customer SO No. Customer invoice No. Terms Ship via A/P account  
Due at end of Month LPS Red 20000

Apply to Purchase Order: 0.00 Apply to Purchases: 22,319.00

| Quantity | Item | U/M | Description                                       | GL Account | Unit Price | Amount    | Job |
|----------|------|-----|---|------------|------------|-----------|-----|
|          |      |     | FATHI YUSUF SEP WAGES<br>Wages - Officer Salaries | 69000      | 0.00       | 22,319.00 |     |
|          |      |     |   |            |            |           |     |
|          |      |     |   |            |            |           |     |

Other payments and credits: 22,319.00 22,319.00 Invoice total  
Amount paid at purchase: 0.00 0.00 Net due

Vendor balance on Sep 30, 2016 60,904.49

Purchases/Receive Inventory

File Edit Go To Window Help

Close New List Save Copy Delete Row Serial No Note Journal Event Layout Reports Attach Help

Vendor ID: UNITED CORP

Remit to: UNITED CORPORATION  
PO BOX 763  
4C & D SION FARM  
CHRISTIANSTED, VI 00821

Ship to: United Corporation East (Pship)  
P.O. Box 763  
Christiansted  
St. Croix VI 00821  
Country

\*Invoice date: 9/30/16  
\*Due date: Sep 30, 2016  
Invoice No.: 16-0930-02  
 Drop ship  
 Waiting on bill  
[View related transactions](#)

Customer SO No. Customer invoice No. Terms Ship via A/P account  
Due at end of Month LPS Red 20000

Apply to Purchase Order: 0.00 Apply to Purchases: 4,305.12

| Quantity | Item | U/M | Description                                 | GL Account | Unit Price | Amount   | Job |
|----------|------|-----|---|------------|------------|----------|-----|
|          |      |     | GAFFNEY SEP WAGES (50%)<br>Wages - Managers | 69200      | 0.00       | 4,305.12 |     |
|          |      |     |   |            |            |          |     |
|          |      |     |   |            |            |          |     |

Other payments and credits: 4,305.12 4,305.12 Invoice total  
Amount paid at purchase: 0.00 0.00 Net due

Vendor balance on Sep 30, 2016 60,904.49

Plaza Extra Partnership  
Balance Sheets

| As of:                                 | 01/31/16               | 02/29/16               | 03/31/16               | 04/30/16               | 05/31/16               | 06/30/16               | 07/31/16               | 08/31/16               | 09/30/16               | 10/31/16               | 11/30/16               | 12/31/16               |      |
|--|------------------------|------------------------|------------------------|------------------------|------------------------|------------------------|------------------------|------------------------|------------------------|------------------------|------------------------|------------------------|------|
| <b>ASSETS</b>                          |                        |                        |                        |                        |                        |                        |                        |                        |                        |                        |                        |                        |      |
| <b>Current Assets</b>                  |                        |                        |                        |                        |                        |                        |                        |                        |                        |                        |                        |                        |      |
| 10300 Cash in Bank - Operating         | (\$ 15,145.11)         | (\$ 15,145.11)         | (\$ 12,440.32)         | (\$ 12,440.32)         | (\$ 12,440.32)         | (\$ 12,440.32)         | (\$ 12,440.32)         | (\$ 12,440.32)         | (\$ 12,440.32)         | (\$ 12,440.32)         | (\$ 12,440.32)         | (\$ 12,440.32)         | 0.00 |
| 10350 Cash in Bank - Payroll           | (625.79)               | (625.79)               | (625.79)               | (625.79)               | (625.79)               | (625.79)               | (625.79)               | (625.79)               | (625.79)               | (625.79)               | (625.79)               | (625.79)               | 0.00 |
| 10600 Cash - Bank Claims 9091          | 1,562,603.20           | 1,559,619.87           | 1,467,480.75           | 831,428.21             | 838,489.42             | 718,450.97             | 718,450.97             | 581,040.51             | 581,106.23             | 517,482.54             | 485,285.04             | 454,162.15             |      |
| 10700 Cash - Bank Liquid 9075          | 125,585.24             | 125,565.24             | 125,545.24             | 125,525.24             | 125,505.24             | 125,485.24             | 125,465.24             | 125,445.24             | 125,425.24             | 125,405.24             | 125,385.24             | 125,365.24             |      |
| 14600 Due from (to) Hamed              | 524.67                 | 0.00                   | 0.00                   | 0.00                   | 0.00                   | 0.00                   | 0.00                   | 0.00                   | 0.00                   | 0.00                   | 0.00                   | 0.00                   |      |
| 15100 Marketable Securities - BPPR     | 8,027,354.43           | 8,044,180.41           | 8,218,319.85           | 8,261,088.99           | 8,272,725.45           | 8,343,036.76           | 8,451,995.35           | 8,468,668.59           | 8,468,462.07           | 8,363,271.11           | 8,291,871.90           | 8,369,401.67           |      |
| 15150 Unrealized (Gain) Loss-BPPR      | 138,768.48             | 132,512.97             | (16,538.26)            | (71,617.54)            | (72,331.63)            | (100,378.74)           | (213,275.14)           | (204,919.69)           | (188,532.69)           | (92,049.70)            | (22,973.74)            | (57,590.78)            |      |
| <b>Total Current Assets</b>            | <b>9,839,065.12</b>    | <b>9,846,107.59</b>    | <b>9,781,741.47</b>    | <b>9,133,358.79</b>    | <b>9,151,322.37</b>    | <b>9,073,528.12</b>    | <b>9,069,570.31</b>    | <b>8,957,168.54</b>    | <b>8,973,394.74</b>    | <b>8,901,043.08</b>    | <b>8,866,502.33</b>    | <b>8,891,338.28</b>    |      |
| <b>Property and Equipment</b>          |                        |                        |                        |                        |                        |                        |                        |                        |                        |                        |                        |                        |      |
| <b>Total Property and Equipment</b>    | <b>0.00</b>            | <b>0.00</b>            | <b>0.00</b>            | <b>0.00</b>            | <b>0.00</b>            | <b>0.00</b>            | <b>0.00</b>            | <b>0.00</b>            | <b>0.00</b>            | <b>0.00</b>            | <b>0.00</b>            | <b>0.00</b>            |      |
| <b>Other Assets</b>                    |                        |                        |                        |                        |                        |                        |                        |                        |                        |                        |                        |                        |      |
| <b>Total Other Assets</b>              | <b>0.00</b>            | <b>0.00</b>            | <b>0.00</b>            | <b>0.00</b>            | <b>0.00</b>            | <b>0.00</b>            | <b>0.00</b>            | <b>0.00</b>            | <b>0.00</b>            | <b>0.00</b>            | <b>0.00</b>            | <b>0.00</b>            |      |
| <b>Total Assets</b>                    | <b>\$ 9,839,065.12</b> | <b>\$ 9,846,107.59</b> | <b>\$ 9,781,741.47</b> | <b>\$ 9,133,358.79</b> | <b>\$ 9,151,322.37</b> | <b>\$ 9,073,528.12</b> | <b>\$ 9,069,570.31</b> | <b>\$ 8,957,168.54</b> | <b>\$ 8,973,394.74</b> | <b>\$ 8,901,043.08</b> | <b>\$ 8,866,502.33</b> | <b>\$ 8,891,338.28</b> |      |
| <b>LIABILITIES AND CAPITAL</b>         |                        |                        |                        |                        |                        |                        |                        |                        |                        |                        |                        |                        |      |
| <b>Current Liabilities</b>             |                        |                        |                        |                        |                        |                        |                        |                        |                        |                        |                        |                        |      |
| 20000 Accounts Payable - Trade         | \$ 50,166.00           | \$ 91,083.00           | \$ 71,519.08           | \$ 113,157.89          | \$ 144,062.89          | \$ 115,369.35          | \$ 208,719.15          | \$ 146,267.97          | \$ 174,628.49          | \$ 143,943.70          | \$ 138,440.74          | \$ 137,114.78          |      |
| 23000 Accrued Expenses                 | 30,000.00              | 30,000.00              | 30,000.00              | 30,000.00              | 30,000.00              | 30,000.00              | 30,000.00              | 30,000.00              | 30,000.00              | 30,000.00              | 30,000.00              | 30,000.00              |      |
| <b>Total Current Liabilities</b>       | <b>80,166.00</b>       | <b>121,083.00</b>      | <b>101,519.08</b>      | <b>143,157.89</b>      | <b>174,062.89</b>      | <b>145,369.35</b>      | <b>238,719.15</b>      | <b>176,267.97</b>      | <b>204,628.49</b>      | <b>173,943.70</b>      | <b>168,440.74</b>      | <b>167,114.78</b>      |      |
| <b>Long-Term Liabilities</b>           |                        |                        |                        |                        |                        |                        |                        |                        |                        |                        |                        |                        |      |
| <b>Total Long-Term Liabilities</b>     | <b>0.00</b>            | <b>0.00</b>            | <b>0.00</b>            | <b>0.00</b>            | <b>0.00</b>            | <b>0.00</b>            | <b>0.00</b>            | <b>0.00</b>            | <b>0.00</b>            | <b>0.00</b>            | <b>0.00</b>            | <b>0.00</b>            |      |
| <b>Total Liabilities</b>               | <b>80,166.00</b>       | <b>121,083.00</b>      | <b>101,519.08</b>      | <b>143,157.89</b>      | <b>174,062.89</b>      | <b>145,369.35</b>      | <b>238,719.15</b>      | <b>176,267.97</b>      | <b>204,628.49</b>      | <b>173,943.70</b>      | <b>168,440.74</b>      | <b>167,114.78</b>      |      |
| <b>Capital</b>                         |                        |                        |                        |                        |                        |                        |                        |                        |                        |                        |                        |                        |      |
| 33000 Dividend Distrib's (Ptr Draws)   | 0.00                   | 0.00                   | 0.00                   | (563,287.25)           | (563,287.25)           | (563,287.25)           | (563,287.25)           | (563,287.25)           | (563,287.25)           | (563,287.25)           | (563,287.25)           | (563,287.25)           |      |
| 39000 Retained Earnings                | 9,807,484.84           | 9,807,484.84           | 9,807,484.84           | 9,807,484.84           | 9,807,484.84           | 9,807,484.84           | 9,807,484.84           | 9,807,484.84           | 9,807,484.84           | 9,807,484.84           | 9,807,484.84           | 9,807,484.84           |      |
| Net Income                             | (48,585.72)            | (82,460.25)            | (127,262.45)           | (253,996.69)           | (266,938.11)           | (316,038.82)           | (413,346.43)           | (463,297.02)           | (475,431.34)           | (517,098.21)           | (546,136.00)           | (519,974.09)           |      |
| <b>Total Capital</b>                   | <b>9,758,899.12</b>    | <b>9,725,024.59</b>    | <b>9,680,222.39</b>    | <b>8,990,200.90</b>    | <b>8,977,259.48</b>    | <b>8,928,158.77</b>    | <b>8,830,851.16</b>    | <b>8,780,900.57</b>    | <b>8,768,766.25</b>    | <b>8,727,099.38</b>    | <b>8,698,061.59</b>    | <b>8,724,223.50</b>    |      |
| <b>Total Liabilities &amp; Capital</b> | <b>\$ 9,839,065.12</b> | <b>\$ 9,846,107.59</b> | <b>\$ 9,781,741.47</b> | <b>\$ 9,133,358.79</b> | <b>\$ 9,151,322.37</b> | <b>\$ 9,073,528.12</b> | <b>\$ 9,069,570.31</b> | <b>\$ 8,957,168.54</b> | <b>\$ 8,973,394.74</b> | <b>\$ 8,901,043.08</b> | <b>\$ 8,866,502.33</b> | <b>\$ 8,891,338.28</b> |      |



Plaza Extra Partnership  
Income Statement - 12 Periods

|                               | Month Ended:                        | 01/31/16              | 02/29/16           | 03/31/16           | 04/30/16            | 05/31/16           | 06/30/16           | 07/31/16           | 08/31/16           | 09/30/16           | 10/31/16           | 11/30/16           | 12/31/16           | 2016<br>YTD Total      |
|-------------------------------|-------------------------------------|-----------------------|--------------------|--------------------|---------------------|--------------------|--------------------|--------------------|--------------------|--------------------|--------------------|--------------------|--------------------|------------------------|
| <b>Revenues</b>               |                                     |                       |                    |                    |                     |                    |                    |                    |                    |                    |                    |                    |                    |                        |
| 47000                         | Revenue - Miscellaneous Sales       | \$ 0.00               | 0.00               | 0.00               | (50.00)             | 0.00               | 0.00               | 0.00               | 0.00               | 0.00               | 0.00               | 0.00               | 0.00               | (\$ 50.00)             |
| 48000                         | Revenue - Sales Discounts           | 0.00                  | (3,640.00)         | 0.00               | 0.00                | 0.00               | 0.00               | 0.00               | (40.00)            | 0.00               | 0.00               | 0.00               | 0.00               | (3,680.00)             |
|                               | <b>Total Revenues</b>               | <b>0.00</b>           | <b>(3,640.00)</b>  | <b>0.00</b>        | <b>(50.00)</b>      | <b>0.00</b>        | <b>0.00</b>        | <b>0.00</b>        | <b>(40.00)</b>     | <b>0.00</b>        | <b>0.00</b>        | <b>0.00</b>        | <b>0.00</b>        | <b>(3,730.00)</b>      |
| <b>Cost of Sales</b>          |                                     |                       |                    |                    |                     |                    |                    |                    |                    |                    |                    |                    |                    |                        |
| 50000                         | COS - Purchases                     | (410.00)              | 0.00               | 0.00               | 0.00                | 0.00               | 0.00               | 0.00               | 0.00               | 0.00               | 0.00               | 0.00               | 0.00               | (410.00)               |
| 51000                         | COS - Freight Expense               | 0.00                  | 0.00               | 0.00               | 260.00              | 0.00               | 0.00               | 0.00               | 0.00               | 0.00               | 0.00               | 0.00               | 0.00               | 260.00                 |
| 52200                         | COS - US Customs Expense            | 0.00                  | 2,250.00           | 0.00               | 0.00                | 0.00               | 0.00               | 0.00               | 0.00               | 0.00               | 0.00               | 0.00               | 0.00               | 2,250.00               |
|                               | <b>Total Cost of Sales</b>          | <b>(410.00)</b>       | <b>2,250.00</b>    | <b>0.00</b>        | <b>260.00</b>       | <b>0.00</b>        | <b>0.00</b>        | <b>0.00</b>        | <b>0.00</b>        | <b>0.00</b>        | <b>0.00</b>        | <b>0.00</b>        | <b>0.00</b>        | <b>2,100.00</b>        |
|                               | <b>Gross Profit</b>                 | <b>410.00</b>         | <b>(5,890.00)</b>  | <b>0.00</b>        | <b>(310.00)</b>     | <b>0.00</b>        | <b>0.00</b>        | <b>0.00</b>        | <b>(40.00)</b>     | <b>0.00</b>        | <b>0.00</b>        | <b>0.00</b>        | <b>0.00</b>        | <b>(5,830.00)</b>      |
| <b>Expenses</b>               |                                     |                       |                    |                    |                     |                    |                    |                    |                    |                    |                    |                    |                    |                        |
| 60000                         | Accounting Fees                     | 0.00                  | 0.00               | 0.00               | 0.00                | 0.00               | 0.00               | 0.00               | 1,550.00           | 0.00               | 0.00               | 0.00               | 0.00               | 1,550.00               |
| 60800                         | Bank Charges                        | 20.00                 | 20.00              | 20.00              | 20.00               | 20.00              | 20.00              | 20.00              | 20.00              | 20.00              | 20.00              | 20.00              | 20.00              | 240.00                 |
| 61300                         | Contract Labor Expense              | 0.00                  | 0.00               | 0.00               | 0.00                | 0.00               | 36,200.00          | 0.00               | 0.00               | 0.00               | 3,800.00           | 5,000.00           | 0.00               | 45,000.00              |
| 63000                         | Insurance - Emp Health              | 0.00                  | 0.00               | 0.00               | 0.00                | 0.00               | 0.00               | 0.00               | 397.61             | 0.00               | 0.00               | 0.00               | 0.00               | 397.61                 |
| 63200                         | Insurance - Gen Liability           | 0.40                  | 0.00               | 0.00               | 0.00                | 0.00               | 0.00               | 50,000.00          | 0.00               | 0.00               | 0.00               | 0.00               | 0.00               | 50,000.40              |
| 63600                         | Insurance - Workers' Comp           | 0.00                  | 317.99             | 0.00               | 0.00                | 0.00               | 0.00               | 0.00               | 0.00               | 0.00               | 0.00               | 0.00               | 0.00               | 317.99                 |
| 64500                         | Legal Fees Expense                  | 17,337.00             | 4,071.00           | 27,083.00          | 6,020.00            | 0.00               | 1,240.50           | 11,418.80          | 0.00               | 495.00             | 0.00               | 1,192.50           | 1,437.50           | 70,295.30              |
| 66400                         | Rent Expense - Other                | 733.33                | 733.33             | 1,466.66           | 0.00                | 733.33             | 1,507.01           | 0.00               | 741.40             | 741.40             | 741.40             | 741.40             | 741.40             | 8,880.66               |
| 67400                         | Taxes - Empr FUTA Expense           | 0.00                  | 982.68             | 0.00               | 74,779.10           | (9,935.49)         | 0.00               | 0.00               | 0.00               | 0.00               | 0.00               | 0.00               | 0.00               | 65,826.29              |
| 67500                         | Taxes - Empr VI Unemp               | 0.00                  | 0.00               | 0.00               | 0.00                | 0.00               | 12,547.65          | 0.00               | 38,449.90          | 0.00               | 1,273.38           | (13,519.51)        | 0.00               | 38,751.42              |
| 68200                         | Travel & Hotels Expense             | 0.00                  | 0.00               | 3,000.00           | 1,000.00            | 1,000.00           | 1,000.00           | 1,000.00           | 500.00             | 500.00             | 500.00             | 0.00               | 0.00               | 8,500.00               |
| 69000                         | Wages - Officer Salaries            | 24,055.00             | 23,698.00          | 29,603.75          | 23,683.00           | 23,683.00          | 28,084.75          | 22,319.00          | 27,898.75          | 22,319.00          | 22,319.00          | 27,898.75          | 22,319.00          | 297,881.00             |
| 69200                         | Wages - Managers                    | 8,774.00              | 8,732.00           | 8,717.00           | 8,612.00            | 8,612.00           | 10,765.00          | 8,612.00           | 5,381.62           | 4,305.12           | 4,305.12           | 5,381.40           | 5,299.03           | 87,496.29              |
|                               | <b>Total Expenses</b>               | <b>50,919.73</b>      | <b>38,555.00</b>   | <b>69,890.41</b>   | <b>114,114.10</b>   | <b>24,112.84</b>   | <b>91,364.91</b>   | <b>93,369.80</b>   | <b>74,939.28</b>   | <b>28,380.52</b>   | <b>32,958.90</b>   | <b>26,714.54</b>   | <b>29,816.93</b>   | <b>675,136.96</b>      |
|                               | <b>Net Operating Income</b>         | <b>(50,509.73)</b>    | <b>(44,445.00)</b> | <b>(69,890.41)</b> | <b>(114,424.10)</b> | <b>(24,112.84)</b> | <b>(91,364.91)</b> | <b>(93,369.80)</b> | <b>(74,979.28)</b> | <b>(28,380.52)</b> | <b>(32,958.90)</b> | <b>(26,714.54)</b> | <b>(29,816.93)</b> | <b>(680,966.96)</b>    |
| <b>Other Income (Expense)</b> |                                     |                       |                    |                    |                     |                    |                    |                    |                    |                    |                    |                    |                    |                        |
| 80000                         | Other Income (Expense)              | 0.00                  | 0.00               | 0.00               | 0.00                | 0.00               | 0.00               | 0.00               | 0.00               | 65.72              | 0.00               | 0.00               | 13,066.11          | 13,131.83              |
| 80100                         | Interest Income - Taxable           | 0.00                  | 0.00               | 0.00               | 0.00                | 249.05             | 0.00               | 0.00               | 0.00               | 0.00               | 0.00               | 0.00               | 0.00               | 249.05                 |
| 80150                         | Interest Income - Nontaxable        | 20,000.00             | 16,250.00          | 7,093.75           | 5,625.00            | 16,250.00          | 23,750.00          | 14,375.00          | 19,343.75          | 7,875.00           | 10,405.56          | 12,312.50          | 24,878.47          | 178,159.03             |
| 80200                         | Dividend Income                     | 1.15                  | 1.16               | 18,397.13          | 1.42                | 1.51               | 23,693.84          | 1.78               | 2.91               | 13,872.20          | 1.15               | 1.52               | 26,332.32          | 82,308.09              |
| 80800                         | Broker & Account Mgt Fees           | (12,774.99)           | 0.00               | 0.00               | (12,959.05)         | 0.00               | 0.00               | (13,297.33)        | 0.00               | 0.00               | (13,540.06)        | 0.00               | 0.00               | (52,571.43)            |
| 81100                         | Proceeds from Securities Sold       | 0.00                  | 0.00               | 248,088.50         | 0.00                | 0.00               | 0.00               | 0.00               | 249,394.50         | 0.00               | 0.00               | 178,335.00         | 142,027.72         | 817,845.72             |
| 81200                         | Cost of Securities Sold             | 0.00                  | 0.00               | (243,377.86)       | 0.00                | 0.00               | 0.00               | 0.00               | (235,642.51)       | 0.00               | 0.00               | (187,510.31)       | (157,636.66)       | (824,167.34)           |
| 81300                         | Basis Adj's Securities Sold         | (5,302.15)            | (5,680.69)         | (5,113.31)         | (4,977.51)          | (5,329.14)         | (5,179.64)         | (5,017.26)         | (8,069.96)         | (5,566.72)         | (5,574.62)         | (5,461.96)         | (5,296.19)         | (66,569.15)            |
| 83100                         | ST Cap Gain Distrib's - BPPR        | 0.00                  | 0.00               | 0.00               | 0.00                | 0.00               | 0.00               | 0.00               | 0.00               | 0.00               | 0.00               | 0.00               | 208.97             | 208.97                 |
| 83200                         | LT Cap Gain Distrib's - BPPR        | 0.00                  | 0.00               | 0.00               | 0.00                | 0.00               | 0.00               | 0.00               | 0.00               | 0.00               | 0.00               | 0.00               | 12,398.10          | 12,398.10              |
|                               | <b>Total Other Income (Expense)</b> | <b>1,924.01</b>       | <b>10,570.47</b>   | <b>25,088.21</b>   | <b>(12,310.14)</b>  | <b>11,171.42</b>   | <b>42,264.20</b>   | <b>(3,937.81)</b>  | <b>25,028.69</b>   | <b>16,246.20</b>   | <b>(8,707.97)</b>  | <b>(2,323.25)</b>  | <b>55,978.84</b>   | <b>160,992.87</b>      |
|                               | <b>Net Income</b>                   | <b>(\$ 48,585.72)</b> | <b>(33,874.53)</b> | <b>(44,802.20)</b> | <b>(126,734.24)</b> | <b>(12,941.42)</b> | <b>(49,100.71)</b> | <b>(97,307.61)</b> | <b>(49,950.59)</b> | <b>(12,134.32)</b> | <b>(41,666.87)</b> | <b>(29,037.79)</b> | <b>26,161.91</b>   | <b>(\$ 519,974.09)</b> |

United Corporation East (Pship)  
Balance Sheets

|                                     | As of: | 01/31/16     | 02/29/16 | 03/31/16     | 04/30/16 | 05/31/16     | 06/30/16 | 07/31/16     | 08/31/16 | 09/30/16     | 10/31/16 | 11/30/16     | 12/31/16 |              |     |              |     |              |     |              |     |              |     |              |    |           |
|-------------------------------------|--------|--------------|----------|--------------|----------|--------------|----------|--------------|----------|--------------|----------|--------------|----------|--------------|-----|--------------|-----|--------------|-----|--------------|-----|--------------|-----|--------------|----|-----------|
| <b>ASSETS</b>                       |        |              |          |              |          |              |          |              |          |              |          |              |          |              |     |              |     |              |     |              |     |              |     |              |    |           |
| <b>Current Assets</b>               |        |              |          |              |          |              |          |              |          |              |          |              |          |              |     |              |     |              |     |              |     |              |     |              |    |           |
| 10300 Cash - Bank Op'g 8830         | (\$    | 871.05)      | (\$      | 871.05)      | (\$      | 871.05)      | (\$      | 871.05)      | (\$      | 871.05)      | (\$      | 871.05)      | (\$      | 871.05)      | \$  | 0.00         |     |              |     |              |     |              |     |              |    |           |
| Total Current Assets                |        | (871.05)     |          | (871.05)     |          | (871.05)     |          | (871.05)     |          | (871.05)     |          | (871.05)     |          | (871.05)     |     | 0.00         |     |              |     |              |     |              |     |              |    |           |
| <b>Property and Equipment</b>       |        |              |          |              |          |              |          |              |          |              |          |              |          |              |     |              |     |              |     |              |     |              |     |              |    |           |
| Total Property and Equipment        |        | 0.00         |          | 0.00         |          | 0.00         |          | 0.00         |          | 0.00         |          | 0.00         |          | 0.00         |     | 0.00         |     |              |     |              |     |              |     |              |    |           |
| <b>Other Assets</b>                 |        |              |          |              |          |              |          |              |          |              |          |              |          |              |     |              |     |              |     |              |     |              |     |              |    |           |
| Total Other Assets                  |        | 0.00         |          | 0.00         |          | 0.00         |          | 0.00         |          | 0.00         |          | 0.00         |          | 0.00         |     | 0.00         |     |              |     |              |     |              |     |              |    |           |
| Total Assets                        | (\$    | 871.05)      | (\$      | 871.05)      | (\$      | 871.05)      | (\$      | 871.05)      | (\$      | 871.05)      | (\$      | 871.05)      | (\$      | 871.05)      | (\$ | 871.05)      | \$  | 0.00         |     |              |     |              |     |              |    |           |
| <b>LIABILITIES AND CAPITAL</b>      |        |              |          |              |          |              |          |              |          |              |          |              |          |              |     |              |     |              |     |              |     |              |     |              |    |           |
| <b>Current Liabilities</b>          |        |              |          |              |          |              |          |              |          |              |          |              |          |              |     |              |     |              |     |              |     |              |     |              |    |           |
| 20000 Accounts Payable - Trade      | \$     | 32,829.00    | \$       | 66,559.67    | \$       | 41,320.75    | \$       | 107,137.89   | \$       | 140,432.89   | \$       | 114,128.85   | \$       | 196,059.85   | \$  | 147,009.37   | \$  | 174,133.49   | \$  | 140,353.12   | \$  | 108,059.25   | \$  | 135,677.28   |    |           |
| 23000 Accrued Expenses              |        | 10,000.00    |          | 10,000.00    |          | 10,000.00    |          | 10,000.00    |          | 10,000.00    |          | 10,000.00    |          | 10,000.00    |     | 10,000.00    |     | 10,000.00    |     | 10,000.00    |     | 10,000.00    |     | 10,000.00    |    | 10,000.00 |
| Total Current Liabilities           |        | 42,829.00    |          | 76,559.67    |          | 51,320.75    |          | 117,137.89   |          | 150,432.89   |          | 124,128.85   |          | 206,059.85   |     | 157,009.37   |     | 184,133.49   |     | 150,353.12   |     | 118,059.25   |     | 145,677.28   |    |           |
| <b>Long-Term Liabilities</b>        |        |              |          |              |          |              |          |              |          |              |          |              |          |              |     |              |     |              |     |              |     |              |     |              |    |           |
| 28600 Pship Claims Reserve Clearing |        | 65,294.61    |          | 65,294.61    |          | 131,854.28   |          | 174,421.24   |          | 174,421.24   |          | 240,075.03   |          | 240,075.03   |     | 361,395.78   |     | 361,395.78   |     | 422,300.27   |     | 449,424.39   |     | 449,424.39   |    |           |
| Total Long-Term Liabilities         |        | 65,294.61    |          | 65,294.61    |          | 131,854.28   |          | 174,421.24   |          | 174,421.24   |          | 240,075.03   |          | 240,075.03   |     | 361,395.78   |     | 361,395.78   |     | 422,300.27   |     | 449,424.39   |     | 449,424.39   |    |           |
| Total Liabilities                   |        | 108,123.61   |          | 141,854.28   |          | 183,175.03   |          | 291,559.13   |          | 324,854.13   |          | 364,203.88   |          | 446,134.88   |     | 518,405.15   |     | 545,529.27   |     | 572,653.39   |     | 567,483.64   |     | 595,101.67   |    |           |
| <b>Capital</b>                      |        |              |          |              |          |              |          |              |          |              |          |              |          |              |     |              |     |              |     |              |     |              |     |              |    |           |
| 39000 Retained Earnings             |        | (76,165.66)  |          | (76,165.66)  |          | (76,165.66)  |          | (76,165.66)  |          | (76,165.66)  |          | (76,165.66)  |          | (76,165.66)  |     | (76,165.66)  |     | (76,165.66)  |     | (76,165.66)  |     | (76,165.66)  |     | (76,165.66)  |    |           |
| Net Income                          |        | (32,829.00)  |          | (66,559.67)  |          | (107,880.42) |          | (216,264.52) |          | (249,559.52) |          | (288,909.27) |          | (370,840.27) |     | (443,110.54) |     | (470,234.66) |     | (497,358.78) |     | (492,189.03) |     | (518,936.01) |    |           |
| Total Capital                       |        | (108,994.66) |          | (142,725.33) |          | (184,046.08) |          | (292,430.18) |          | (325,725.18) |          | (365,074.93) |          | (447,005.93) |     | (519,276.20) |     | (546,400.32) |     | (573,524.44) |     | (568,354.69) |     | (595,101.67) |    |           |
| Total Liabilities & Capital         | (\$    | 871.05)      | (\$      | 871.05)      | (\$      | 871.05)      | (\$      | 871.05)      | (\$      | 871.05)      | (\$      | 871.05)      | (\$      | 871.05)      | (\$ | 871.05)      | (\$ | 871.05)      | (\$ | 871.05)      | (\$ | 871.05)      | (\$ | 871.05)      | \$ | 0.00      |

United Corporation East (Pship)  
Income Statement - 12 Periods

|                               | Month Ended:                        | 01/31/16              | 02/29/16           | 03/31/16           | 04/30/16            | 05/31/16           | 06/30/16           | 07/31/16           | 08/31/16           | 09/30/16           | 10/31/16           | 11/30/16          | 12/31/16           | 2016<br>YTD Total   |
|-------------------------------|-------------------------------------|-----------------------|--------------------|--------------------|---------------------|--------------------|--------------------|--------------------|--------------------|--------------------|--------------------|-------------------|--------------------|---------------------|
| <b>Revenues</b>               |                                     |                       |                    |                    |                     |                    |                    |                    |                    |                    |                    |                   |                    |                     |
| 47000                         | Revenue - Miscellaneous Sales       | \$ 0.00               | 0.00               | 0.00               | (50.00)             | 0.00               | 0.00               | 0.00               | 0.00               | 0.00               | 0.00               | 0.00              | 0.00               | (50.00)             |
| 48000                         | Revenue - Sales Discounts           | 0.00                  | 0.00               | 0.00               | 0.00                | 0.00               | 0.00               | 0.00               | (40.00)            | 0.00               | 0.00               | 0.00              | 0.00               | (40.00)             |
|                               | <b>Total Revenues</b>               | <b>0.00</b>           | <b>0.00</b>        | <b>0.00</b>        | <b>(50.00)</b>      | <b>0.00</b>        | <b>0.00</b>        | <b>0.00</b>        | <b>(40.00)</b>     | <b>0.00</b>        | <b>0.00</b>        | <b>0.00</b>       | <b>0.00</b>        | <b>(90.00)</b>      |
| <b>Cost of Sales</b>          |                                     |                       |                    |                    |                     |                    |                    |                    |                    |                    |                    |                   |                    |                     |
| 51000                         | COS - Freight Expense               | 0.00                  | 0.00               | 0.00               | 260.00              | 0.00               | 0.00               | 0.00               | 0.00               | 0.00               | 0.00               | 0.00              | 0.00               | 260.00              |
|                               | <b>Total Cost of Sales</b>          | <b>0.00</b>           | <b>0.00</b>        | <b>0.00</b>        | <b>260.00</b>       | <b>0.00</b>        | <b>0.00</b>        | <b>0.00</b>        | <b>0.00</b>        | <b>0.00</b>        | <b>0.00</b>        | <b>0.00</b>       | <b>0.00</b>        | <b>260.00</b>       |
|                               | <b>Gross Profit</b>                 | <b>0.00</b>           | <b>0.00</b>        | <b>0.00</b>        | <b>(310.00)</b>     | <b>0.00</b>        | <b>0.00</b>        | <b>0.00</b>        | <b>(40.00)</b>     | <b>0.00</b>        | <b>0.00</b>        | <b>0.00</b>       | <b>0.00</b>        | <b>(350.00)</b>     |
| <b>Expenses</b>               |                                     |                       |                    |                    |                     |                    |                    |                    |                    |                    |                    |                   |                    |                     |
| 63200                         | Insurance - Gen Liability           | 0.00                  | 0.00               | 0.00               | 0.00                | 0.00               | 0.00               | 50,000.00          | 0.00               | 0.00               | 0.00               | 0.00              | 0.00               | 50,000.00           |
| 63600                         | Insurance - Workers' Comp           | 0.00                  | 317.99             | 0.00               | 0.00                | 0.00               | 0.00               | 0.00               | 0.00               | 0.00               | 0.00               | 0.00              | 0.00               | 317.99              |
| 67400                         | Taxes - Empr FUTA Expense           | 0.00                  | 982.68             | 0.00               | 74,779.10           | 0.00               | 0.00               | 0.00               | 0.00               | 0.00               | 0.00               | 0.00              | 0.00               | 75,761.78           |
| 67500                         | Taxes - Empr VI Unemp               | 0.00                  | 0.00               | 0.00               | 0.00                | 0.00               | (500.00)           | 0.00               | 38,449.90          | 0.00               | 0.00               | (38,449.90)       | 0.00               | (500.00)            |
| 68200                         | Travel & Hotels Expense             | 0.00                  | 0.00               | 3,000.00           | 1,000.00            | 1,000.00           | 1,000.00           | 1,000.00           | 500.00             | 500.00             | 500.00             | 0.00              | 0.00               | 8,500.00            |
| 69000                         | Wages - Officer Salaries            | 24,055.00             | 23,698.00          | 29,603.75          | 23,683.00           | 23,683.00          | 28,084.75          | 22,319.00          | 27,898.75          | 22,319.00          | 22,319.00          | 27,898.75         | 22,319.00          | 297,881.00          |
| 69200                         | Wages - Managers                    | 8,774.00              | 8,732.00           | 8,717.00           | 8,612.00            | 8,612.00           | 10,765.00          | 8,612.00           | 5,381.62           | 4,305.12           | 4,305.12           | 5,381.40          | 5,299.03           | 87,496.29           |
|                               | <b>Total Expenses</b>               | <b>32,829.00</b>      | <b>33,730.67</b>   | <b>41,320.75</b>   | <b>108,074.10</b>   | <b>33,295.00</b>   | <b>39,349.75</b>   | <b>81,931.00</b>   | <b>72,230.27</b>   | <b>27,124.12</b>   | <b>27,124.12</b>   | <b>(5,169.75)</b> | <b>27,618.03</b>   | <b>519,457.06</b>   |
|                               | <b>Net Operating Income</b>         | <b>(32,829.00)</b>    | <b>(33,730.67)</b> | <b>(41,320.75)</b> | <b>(108,384.10)</b> | <b>(33,295.00)</b> | <b>(39,349.75)</b> | <b>(81,931.00)</b> | <b>(72,270.27)</b> | <b>(27,124.12)</b> | <b>(27,124.12)</b> | <b>5,169.75</b>   | <b>(27,618.03)</b> | <b>(519,807.06)</b> |
| <b>Other Income (Expense)</b> |                                     |                       |                    |                    |                     |                    |                    |                    |                    |                    |                    |                   |                    |                     |
|                               | <b>Total Other Income (Expense)</b> | <b>0.00</b>           | <b>0.00</b>        | <b>0.00</b>        | <b>0.00</b>         | <b>0.00</b>        | <b>0.00</b>        | <b>0.00</b>        | <b>0.00</b>        | <b>0.00</b>        | <b>0.00</b>        | <b>0.00</b>       | <b>871.05</b>      | <b>871.05</b>       |
|                               | <b>Net Income</b>                   | <b>(\$ 32,829.00)</b> | <b>(33,730.67)</b> | <b>(41,320.75)</b> | <b>(108,384.10)</b> | <b>(33,295.00)</b> | <b>(39,349.75)</b> | <b>(81,931.00)</b> | <b>(72,270.27)</b> | <b>(27,124.12)</b> | <b>(27,124.12)</b> | <b>5,169.75</b>   | <b>(26,746.98)</b> | <b>(518,936.01)</b> |

United Corporation West (Pship)  
Balance Sheets

|                                | As of:                                 | 01/31/16               | 02/29/16               | 03/31/16               | 04/30/16               | 05/31/16               | 06/30/16               | 07/31/16               | 08/31/16               | 09/30/16               | 10/31/16               | 11/30/16               | 12/31/16               |
|--------------------------------|--|------------------------|------------------------|------------------------|------------------------|------------------------|------------------------|------------------------|------------------------|------------------------|------------------------|------------------------|------------------------|
| <b>ASSETS</b>                  |  |                        |                        |                        |                        |                        |                        |                        |                        |                        |                        |                        |                        |
| <b>Current Assets</b>          |  |                        |                        |                        |                        |                        |                        |                        |                        |                        |                        |                        |                        |
| 10300                          | Cash - Bank Op'g 6269                  | (\$ 4,846.12)          | (\$ 4,846.12)          | (\$ 4,846.12)          | (\$ 4,846.12)          | (\$ 4,846.12)          | (\$ 4,846.12)          | (\$ 4,846.12)          | (\$ 4,846.12)          | (\$ 4,846.12)          | (\$ 4,846.12)          | (\$ 4,846.12)          | \$ 0.00                |
| 10600                          | Cash - Bank Claims 9091                | 1,562,603.20           | 1,559,619.87           | 1,467,480.75           | 831,428.21             | 838,489.42             | 718,450.97             | 718,450.97             | 581,040.51             | 581,106.23             | 517,482.54             | 485,285.04             | 454,162.15             |
| 10700                          | Cash - Bank Liquid 9075                | 125,585.24             | 125,565.24             | 125,545.24             | 125,525.24             | 125,505.24             | 125,485.24             | 125,465.24             | 125,445.24             | 125,425.24             | 125,405.24             | 125,385.24             | 125,365.24             |
| 14600                          | Due from (to) Hamed                    | 524.67                 | 0.00                   | 0.00                   | 0.00                   | 0.00                   | 0.00                   | 0.00                   | 0.00                   | 0.00                   | 0.00                   | 0.00                   | 0.00                   |
| 15100                          | Marketable Securities - BPPR           | 8,027,354.43           | 8,044,180.41           | 8,218,319.85           | 8,261,088.99           | 8,272,725.45           | 8,343,036.76           | 8,451,995.35           | 8,468,668.59           | 8,468,462.07           | 8,363,271.11           | 8,291,871.90           | 8,369,401.67           |
| 15150                          | Unrealized (Gain) Loss - BPPR          | 138,768.48             | 132,512.97             | (16,538.26)            | (71,617.54)            | (72,331.63)            | (100,378.74)           | (213,275.14)           | (204,919.69)           | (188,532.69)           | (92,049.70)            | (22,973.74)            | (57,590.78)            |
|                                | <b>Total Current Assets</b>            | <b>9,849,989.90</b>    | <b>9,857,032.37</b>    | <b>9,789,961.46</b>    | <b>9,141,578.78</b>    | <b>9,159,542.36</b>    | <b>9,081,748.11</b>    | <b>9,077,790.30</b>    | <b>8,965,388.53</b>    | <b>8,981,614.73</b>    | <b>8,909,263.07</b>    | <b>8,874,722.32</b>    | <b>8,891,338.28</b>    |
| <b>Property and Equipment</b>  |  |                        |                        |                        |                        |                        |                        |                        |                        |                        |                        |                        |                        |
|                                | <b>Total Property and Equipment</b>    | <b>0.00</b>            | <b>0.00</b>            | <b>0.00</b>            | <b>0.00</b>            | <b>0.00</b>            | <b>0.00</b>            | <b>0.00</b>            | <b>0.00</b>            | <b>0.00</b>            | <b>0.00</b>            | <b>0.00</b>            | <b>0.00</b>            |
| <b>Other Assets</b>            |  |                        |                        |                        |                        |                        |                        |                        |                        |                        |                        |                        |                        |
|                                | <b>Total Other Assets</b>              | <b>0.00</b>            | <b>0.00</b>            | <b>0.00</b>            | <b>0.00</b>            | <b>0.00</b>            | <b>0.00</b>            | <b>0.00</b>            | <b>0.00</b>            | <b>0.00</b>            | <b>0.00</b>            | <b>0.00</b>            | <b>0.00</b>            |
|                                | <b>Total Assets</b>                    | <b>\$ 9,849,989.90</b> | <b>\$ 9,857,032.37</b> | <b>\$ 9,789,961.46</b> | <b>\$ 9,141,578.78</b> | <b>\$ 9,159,542.36</b> | <b>\$ 9,081,748.11</b> | <b>\$ 9,077,790.30</b> | <b>\$ 8,965,388.53</b> | <b>\$ 8,981,614.73</b> | <b>\$ 8,909,263.07</b> | <b>\$ 8,874,722.32</b> | <b>\$ 8,891,338.28</b> |
| <b>LIABILITIES AND CAPITAL</b> |  |                        |                        |                        |                        |                        |                        |                        |                        |                        |                        |                        |                        |
| <b>Current Liabilities</b>     |  |                        |                        |                        |                        |                        |                        |                        |                        |                        |                        |                        |                        |
| 20000                          | Accounts Payable - Trade               | \$ 17,337.00           | \$ 24,523.33           | \$ 30,198.33           | \$ 6,020.00            | \$ 3,630.00            | \$ 1,240.50            | \$ 12,659.30           | (\$ 741.40)            | \$ 495.00              | \$ 3,590.58            | \$ 30,381.49           | \$ 1,437.50            |
| 23000                          | Accrued Expenses                       | 10,000.00              | 10,000.00              | 10,000.00              | 10,000.00              | 10,000.00              | 10,000.00              | 10,000.00              | 10,000.00              | 10,000.00              | 10,000.00              | 10,000.00              | 10,000.00              |
|                                | <b>Total Current Liabilities</b>       | <b>27,337.00</b>       | <b>34,523.33</b>       | <b>40,198.33</b>       | <b>16,020.00</b>       | <b>13,630.00</b>       | <b>11,240.50</b>       | <b>22,659.30</b>       | <b>9,258.60</b>        | <b>10,495.00</b>       | <b>13,590.58</b>       | <b>40,381.49</b>       | <b>11,437.50</b>       |
| <b>Long-Term Liabilities</b>   |  |                        |                        |                        |                        |                        |                        |                        |                        |                        |                        |                        |                        |
| 28600                          | Pship Claims Reserve Clearing          | (76,196.12)            | (82,086.12)            | (151,350.58)           | (193,917.54)           | (193,917.54)           | (259,571.33)           | (259,571.33)           | (380,892.08)           | (380,892.08)           | (441,796.57)           | (468,920.69)           | (468,920.69)           |
|                                | <b>Total Long-Term Liabilities</b>     | <b>(76,196.12)</b>     | <b>(82,086.12)</b>     | <b>(151,350.58)</b>    | <b>(193,917.54)</b>    | <b>(193,917.54)</b>    | <b>(259,571.33)</b>    | <b>(259,571.33)</b>    | <b>(380,892.08)</b>    | <b>(380,892.08)</b>    | <b>(441,796.57)</b>    | <b>(468,920.69)</b>    | <b>(468,920.69)</b>    |
|                                | <b>Total Liabilities</b>               | <b>(48,859.12)</b>     | <b>(47,562.79)</b>     | <b>(111,152.25)</b>    | <b>(177,897.54)</b>    | <b>(180,287.54)</b>    | <b>(248,330.83)</b>    | <b>(236,912.03)</b>    | <b>(371,633.48)</b>    | <b>(370,397.08)</b>    | <b>(428,205.99)</b>    | <b>(428,539.20)</b>    | <b>(457,483.19)</b>    |
| <b>Capital</b>                 |  |                        |                        |                        |                        |                        |                        |                        |                        |                        |                        |                        |                        |
| 30000                          | Common Stock                           | 200,000.00             | 200,000.00             | 200,000.00             | 200,000.00             | 200,000.00             | 200,000.00             | 200,000.00             | 200,000.00             | 200,000.00             | 200,000.00             | 200,000.00             | 200,000.00             |
| 31000                          | Additional Paid-In Capital             | 12,454,539.26          | 12,454,539.26          | 12,454,539.26          | 12,454,539.26          | 12,454,539.26          | 12,454,539.26          | 12,454,539.26          | 12,454,539.26          | 12,454,539.26          | 12,454,539.26          | 12,454,539.26          | 12,454,539.26          |
| 32000                          | Less Cost of Treasury Stock            | (400,000.00)           | (400,000.00)           | (400,000.00)           | (400,000.00)           | (400,000.00)           | (400,000.00)           | (400,000.00)           | (400,000.00)           | (400,000.00)           | (400,000.00)           | (400,000.00)           | (400,000.00)           |
| 33000                          | Dividend Distributions                 | 0.00                   | 0.00                   | 0.00                   | (563,287.25)           | (563,287.25)           | (563,287.25)           | (563,287.25)           | (563,287.25)           | (563,287.25)           | (563,287.25)           | (563,287.25)           | (563,287.25)           |
| 39000                          | Retained Earnings                      | (2,339,523.52)         | (2,339,523.52)         | (2,339,523.52)         | (2,339,523.52)         | (2,339,523.52)         | (2,339,523.52)         | (2,339,523.52)         | (2,339,523.52)         | (2,339,523.52)         | (2,339,523.52)         | (2,339,523.52)         | (2,339,523.52)         |
|                                | <b>Net Income</b>                      | <b>(16,166.72)</b>     | <b>(10,420.58)</b>     | <b>(13,902.03)</b>     | <b>(32,252.17)</b>     | <b>(11,898.59)</b>     | <b>(21,649.55)</b>     | <b>(37,026.16)</b>     | <b>(14,706.48)</b>     | <b>283.32</b>          | <b>(14,259.43)</b>     | <b>(48,466.97)</b>     | <b>(2,907.02)</b>      |
|                                | <b>Total Capital</b>                   | <b>9,898,849.02</b>    | <b>9,904,595.16</b>    | <b>9,901,113.71</b>    | <b>9,319,476.32</b>    | <b>9,339,829.90</b>    | <b>9,330,078.94</b>    | <b>9,314,702.33</b>    | <b>9,337,022.01</b>    | <b>9,352,011.81</b>    | <b>9,337,469.06</b>    | <b>9,303,261.52</b>    | <b>9,348,821.47</b>    |
|                                | <b>Total Liabilities &amp; Capital</b> | <b>\$ 9,849,989.90</b> | <b>\$ 9,857,032.37</b> | <b>\$ 9,789,961.46</b> | <b>\$ 9,141,578.78</b> | <b>\$ 9,159,542.36</b> | <b>\$ 9,081,748.11</b> | <b>\$ 9,077,790.30</b> | <b>\$ 8,965,388.53</b> | <b>\$ 8,981,614.73</b> | <b>\$ 8,909,263.07</b> | <b>\$ 8,874,722.32</b> | <b>\$ 8,891,338.28</b> |

United Corporation West (Pship)  
Income Statement - 12 Periods

|                                     | Month Ended: | 01/31/16    | 02/29/16   | 03/31/16     | 04/30/16    | 05/31/16   | 06/30/16    | 07/31/16    | 08/31/16     | 09/30/16   | 10/31/16    | 11/30/16     | 12/31/16     | 2016<br>YTD Total |
|-------------------------------------|--------------|-------------|------------|--------------|-------------|------------|-------------|-------------|--------------|------------|-------------|--------------|--------------|-------------------|
| <b>Revenues</b>                     |              |             |            |              |             |            |             |             |              |            |             |              |              |                   |
| Total Revenues                      |              | 0.00        | 0.00       | 0.00         | 0.00        | 0.00       | 0.00        | 0.00        | 0.00         | 0.00       | 0.00        | 0.00         | 0.00         | 0.00              |
| <b>Cost of Sales</b>                |              |             |            |              |             |            |             |             |              |            |             |              |              |                   |
| Total Cost of Sales                 |              | 0.00        | 0.00       | 0.00         | 0.00        | 0.00       | 0.00        | 0.00        | 0.00         | 0.00       | 0.00        | 0.00         | 0.00         | 0.00              |
| Gross Profit                        |              | 0.00        | 0.00       | 0.00         | 0.00        | 0.00       | 0.00        | 0.00        | 0.00         | 0.00       | 0.00        | 0.00         | 0.00         | 0.00              |
| <b>Expenses</b>                     |              |             |            |              |             |            |             |             |              |            |             |              |              |                   |
| 60000 Accounting Fees               |              | 0.00        | 0.00       | 0.00         | 0.00        | 0.00       | 0.00        | 0.00        | 1,550.00     | 0.00       | 0.00        | 0.00         | 0.00         | 1,550.00          |
| 60800 Bank Charges                  |              | 20.00       | 20.00      | 20.00        | 20.00       | 20.00      | 20.00       | 20.00       | 20.00        | 20.00      | 20.00       | 20.00        | 20.00        | 240.00            |
| 61300 Contract Labor Expense        |              | 0.00        | 0.00       | 0.00         | 0.00        | 0.00       | 36,200.00   | 0.00        | 0.00         | 0.00       | 3,800.00    | 5,000.00     | 0.00         | 45,000.00         |
| 63000 Insurance - Emp Health        |              | 0.00        | 0.00       | 0.00         | 0.00        | 0.00       | 0.00        | 0.00        | 397.61       | 0.00       | 0.00        | 0.00         | 0.00         | 397.61            |
| 63200 Insurance - Gen Liability     |              | 0.40        | 0.00       | 0.00         | 0.00        | 0.00       | 0.00        | 0.00        | 0.00         | 0.00       | 0.00        | 0.00         | 0.00         | 0.40              |
| 64500 Legal Fees Expense            |              | 17,337.00   | 4,071.00   | 27,083.00    | 6,020.00    | 0.00       | 1,240.50    | 11,418.80   | 0.00         | 495.00     | 0.00        | 1,192.50     | 1,437.50     | 70,295.30         |
| 66400 Rent Expense - Other          |              | 733.33      | 733.33     | 1,466.66     | 0.00        | 733.33     | 1,507.01    | 0.00        | 741.40       | 741.40     | 741.40      | 741.40       | 741.40       | 8,880.66          |
| 67400 Taxes - Empr FUTA Expense     |              | 0.00        | 0.00       | 0.00         | 0.00        | (9,935.49) | 0.00        | 0.00        | 0.00         | 0.00       | 0.00        | 0.00         | 0.00         | (9,935.49)        |
| 67500 Taxes - Empr VI Unemp         |              | 0.00        | 0.00       | 0.00         | 0.00        | 0.00       | 13,047.65   | 0.00        | 0.00         | 0.00       | 1,273.38    | 24,930.39    | 0.00         | 39,251.42         |
| Total Expenses                      |              | 18,090.73   | 4,824.33   | 28,569.66    | 6,040.00    | (9,182.16) | 52,015.16   | 11,438.80   | 2,709.01     | 1,256.40   | 5,834.78    | 31,884.29    | 2,198.90     | 155,679.90        |
| Net Operating Income                |              | (18,090.73) | (4,824.33) | (28,569.66)  | (6,040.00)  | 9,182.16   | (52,015.16) | (11,438.80) | (2,709.01)   | (1,256.40) | (5,834.78)  | (31,884.29)  | (2,198.90)   | (155,679.90)      |
| <b>Other Income (Expense)</b>       |              |             |            |              |             |            |             |             |              |            |             |              |              |                   |
| 80000 Other Income (Expense)        |              | 0.00        | 0.00       | 0.00         | 0.00        | 0.00       | 0.00        | 0.00        | 0.00         | 65.72      | 0.00        | 0.00         | 4,846.12     | 4,911.84          |
| 80100 Interest Income - Taxable     |              | 0.00        | 0.00       | 0.00         | 0.00        | 249.05     | 0.00        | 0.00        | 0.00         | 0.00       | 0.00        | 0.00         | 0.00         | 249.05            |
| 80150 Interest Income - Nontaxable  |              | 20,000.00   | 16,250.00  | 7,093.75     | 5,625.00    | 16,250.00  | 23,750.00   | 14,375.00   | 19,343.75    | 7,875.00   | 10,405.56   | 12,312.50    | 24,878.47    | 178,159.03        |
| 80200 Dividend Income               |              | 1.15        | 1.16       | 18,397.13    | 1.42        | 1.51       | 23,693.84   | 1.78        | 2.91         | 13,872.20  | 1.15        | 1.52         | 26,332.32    | 82,308.09         |
| 80800 Broker & Account Mgt Fees     |              | (12,774.99) | 0.00       | 0.00         | (12,959.05) | 0.00       | 0.00        | (13,297.33) | 0.00         | 0.00       | (13,540.06) | 0.00         | 0.00         | (52,571.43)       |
| 81100 Proceeds from Securities Sold |              | 0.00        | 0.00       | 248,088.50   | 0.00        | 0.00       | 0.00        | 0.00        | 249,394.50   | 0.00       | 0.00        | 178,335.00   | 142,027.72   | 817,845.72        |
| 81200 Cost of Securities Sold       |              | 0.00        | 0.00       | (243,377.86) | 0.00        | 0.00       | 0.00        | 0.00        | (235,642.51) | 0.00       | 0.00        | (187,510.31) | (157,636.66) | (824,167.34)      |
| 81300 Basis Adj's Securities Sold   |              | (5,302.15)  | (5,680.69) | (5,113.31)   | (4,977.51)  | (5,329.14) | (5,179.64)  | (5,017.26)  | (8,069.96)   | (5,566.72) | (5,574.62)  | (5,461.96)   | (5,296.19)   | (66,569.15)       |
| 83100 ST Cap Gain Distrib's - BPPR  |              | 0.00        | 0.00       | 0.00         | 0.00        | 0.00       | 0.00        | 0.00        | 0.00         | 0.00       | 0.00        | 0.00         | 208.97       | 208.97            |
| 83200 LT Cap Gain Distrib's - BPPR  |              | 0.00        | 0.00       | 0.00         | 0.00        | 0.00       | 0.00        | 0.00        | 0.00         | 0.00       | 0.00        | 0.00         | 12,398.10    | 12,398.10         |
| Total Other Income (Expense)        |              | 1,924.01    | 10,570.47  | 25,088.21    | (12,310.14) | 11,171.42  | 42,264.20   | (3,937.81)  | 25,028.69    | 16,246.20  | (8,707.97)  | (34,207.54)  | 47,758.85    | 152,772.88        |
| Net Income                          |              | (16,166.72) | 5,746.14   | (3,481.45)   | (18,350.14) | 20,353.58  | (9,750.96)  | (15,376.61) | 22,319.68    | 14,989.80  | (14,542.75) | (2,323.25)   | 45,559.95    | (2,907.02)        |



United Corporation STT (Pship)  
Balance Sheets

|                                | As of:                                 | 01/31/16              | 02/29/16              | 03/31/16             | 04/30/16             | 05/31/16             | 06/30/16             | 07/31/16             | 08/31/16             | 09/30/16             | 10/31/16             | 11/30/16             | 12/31/16           |
|--------------------------------|--|-----------------------|-----------------------|----------------------|----------------------|----------------------|----------------------|----------------------|----------------------|----------------------|----------------------|----------------------|--------------------|
| <b>ASSETS</b>                  |  |                       |                       |                      |                      |                      |                      |                      |                      |                      |                      |                      |                    |
| <b>Current Assets</b>          |  |                       |                       |                      |                      |                      |                      |                      |                      |                      |                      |                      |                    |
| 10300                          | Cash - Bank Op'g 2010                  | (\$ 9,427.94)         | (\$ 9,427.94)         | (\$ 6,723.15)        | (\$ 6,723.15)        | (\$ 6,723.15)        | (\$ 6,723.15)        | (\$ 6,723.15)        | (\$ 6,723.15)        | (\$ 6,723.15)        | (\$ 6,723.15)        | (\$ 6,723.15)        | \$ 0.00            |
| 10350                          | Cash - Bank Payroll 0640               | (625.79)              | (625.79)              | (625.79)             | (625.79)             | (625.79)             | (625.79)             | (625.79)             | (625.79)             | (625.79)             | (625.79)             | (625.79)             | 0.00               |
|                                | <b>Total Current Assets</b>            | <b>(10,053.73)</b>    | <b>(10,053.73)</b>    | <b>(7,348.94)</b>    | <b>(7,348.94)</b>    | <b>(7,348.94)</b>    | <b>(7,348.94)</b>    | <b>(7,348.94)</b>    | <b>(7,348.94)</b>    | <b>(7,348.94)</b>    | <b>(7,348.94)</b>    | <b>(7,348.94)</b>    | <b>0.00</b>        |
| <b>Property and Equipment</b>  |  |                       |                       |                      |                      |                      |                      |                      |                      |                      |                      |                      |                    |
|                                | <b>Total Property and Equipment</b>    | <b>0.00</b>           | <b>0.00</b>           | <b>0.00</b>          | <b>0.00</b>          | <b>0.00</b>          | <b>0.00</b>          | <b>0.00</b>          | <b>0.00</b>          | <b>0.00</b>          | <b>0.00</b>          | <b>0.00</b>          | <b>0.00</b>        |
| <b>Other Assets</b>            |  |                       |                       |                      |                      |                      |                      |                      |                      |                      |                      |                      |                    |
|                                | <b>Total Other Assets</b>              | <b>0.00</b>           | <b>0.00</b>           | <b>0.00</b>          | <b>0.00</b>          | <b>0.00</b>          | <b>0.00</b>          | <b>0.00</b>          | <b>0.00</b>          | <b>0.00</b>          | <b>0.00</b>          | <b>0.00</b>          | <b>0.00</b>        |
|                                | <b>Total Assets</b>                    | <b>(\$ 10,053.73)</b> | <b>(\$ 10,053.73)</b> | <b>(\$ 7,348.94)</b> | <b>(\$ 7,348.94)</b> | <b>(\$ 7,348.94)</b> | <b>(\$ 7,348.94)</b> | <b>(\$ 7,348.94)</b> | <b>(\$ 7,348.94)</b> | <b>(\$ 7,348.94)</b> | <b>(\$ 7,348.94)</b> | <b>(\$ 7,348.94)</b> | <b>\$ 0.00</b>     |
| <b>LIABILITIES AND CAPITAL</b> |  |                       |                       |                      |                      |                      |                      |                      |                      |                      |                      |                      |                    |
| <b>Current Liabilities</b>     |  |                       |                       |                      |                      |                      |                      |                      |                      |                      |                      |                      |                    |
| 23000                          | Accrued Expenses                       | \$ 10,000.00          | \$ 10,000.00          | \$ 10,000.00         | \$ 10,000.00         | \$ 10,000.00         | \$ 10,000.00         | \$ 10,000.00         | \$ 10,000.00         | \$ 10,000.00         | \$ 10,000.00         | \$ 10,000.00         | \$ 10,000.00       |
|                                | <b>Total Current Liabilities</b>       | <b>10,000.00</b>      | <b>10,000.00</b>      | <b>10,000.00</b>     | <b>10,000.00</b>     | <b>10,000.00</b>     | <b>10,000.00</b>     | <b>10,000.00</b>     | <b>10,000.00</b>     | <b>10,000.00</b>     | <b>10,000.00</b>     | <b>10,000.00</b>     | <b>10,000.00</b>   |
| <b>Long-Term Liabilities</b>   |  |                       |                       |                      |                      |                      |                      |                      |                      |                      |                      |                      |                    |
| 28600                          | Pship Claims Reserve Clearing          | 10,901.51             | 16,791.51             | 19,496.30            | 19,496.30            | 19,496.30            | 19,496.30            | 19,496.30            | 19,496.30            | 19,496.30            | 19,496.30            | 19,496.30            | 19,496.30          |
|                                | <b>Total Long-Term Liabilities</b>     | <b>10,901.51</b>      | <b>16,791.51</b>      | <b>19,496.30</b>     | <b>19,496.30</b>     | <b>19,496.30</b>     | <b>19,496.30</b>     | <b>19,496.30</b>     | <b>19,496.30</b>     | <b>19,496.30</b>     | <b>19,496.30</b>     | <b>19,496.30</b>     | <b>19,496.30</b>   |
|                                | <b>Total Liabilities</b>               | <b>20,901.51</b>      | <b>26,791.51</b>      | <b>29,496.30</b>     | <b>29,496.30</b>     | <b>29,496.30</b>     | <b>29,496.30</b>     | <b>29,496.30</b>     | <b>29,496.30</b>     | <b>29,496.30</b>     | <b>29,496.30</b>     | <b>29,496.30</b>     | <b>29,496.30</b>   |
| <b>Capital</b>                 |  |                       |                       |                      |                      |                      |                      |                      |                      |                      |                      |                      |                    |
| 39000                          | Retained Earnings                      | (31,365.24)           | (31,365.24)           | (31,365.24)          | (31,365.24)          | (31,365.24)          | (31,365.24)          | (31,365.24)          | (31,365.24)          | (31,365.24)          | (31,365.24)          | (31,365.24)          | (31,365.24)        |
|                                | Net Income                             | 410.00                | (5,480.00)            | (5,480.00)           | (5,480.00)           | (5,480.00)           | (5,480.00)           | (5,480.00)           | (5,480.00)           | (5,480.00)           | (5,480.00)           | (5,480.00)           | 1,868.94           |
|                                | <b>Total Capital</b>                   | <b>(30,955.24)</b>    | <b>(36,845.24)</b>    | <b>(36,845.24)</b>   | <b>(36,845.24)</b>   | <b>(36,845.24)</b>   | <b>(36,845.24)</b>   | <b>(36,845.24)</b>   | <b>(36,845.24)</b>   | <b>(36,845.24)</b>   | <b>(36,845.24)</b>   | <b>(36,845.24)</b>   | <b>(29,496.30)</b> |
|                                | <b>Total Liabilities &amp; Capital</b> | <b>(\$ 10,053.73)</b> | <b>(\$ 10,053.73)</b> | <b>(\$ 7,348.94)</b> | <b>(\$ 7,348.94)</b> | <b>(\$ 7,348.94)</b> | <b>(\$ 7,348.94)</b> | <b>(\$ 7,348.94)</b> | <b>(\$ 7,348.94)</b> | <b>(\$ 7,348.94)</b> | <b>(\$ 7,348.94)</b> | <b>(\$ 7,348.94)</b> | <b>\$ 0.00</b>     |

United Corporation STT (Pship)  
Income Statement - 12 Periods

|                               | Month Ended:                        | 01/31/16        | 02/29/16          | 03/31/16    | 04/30/16    | 05/31/16    | 06/30/16    | 07/31/16    | 08/31/16    | 09/30/16    | 10/31/16    | 11/30/16    | 12/31/16        | 2016<br>YTD Total |
|-------------------------------|-------------------------------------|-----------------|-------------------|-------------|-------------|-------------|-------------|-------------|-------------|-------------|-------------|-------------|-----------------|-------------------|
| <b>Revenues</b>               |                                     |                 |                   |             |             |             |             |             |             |             |             |             |                 |                   |
| 48000                         | Revenue - Sales Discounts           | \$ 0.00         | (3,640.00)        | 0.00        | 0.00        | 0.00        | 0.00        | 0.00        | 0.00        | 0.00        | 0.00        | 0.00        | 0.00            | (\$ 3,640.00)     |
|                               | <b>Total Revenues</b>               | <b>0.00</b>     | <b>(3,640.00)</b> | <b>0.00</b> | <b>0.00</b> | <b>0.00</b> | <b>0.00</b> | <b>0.00</b> | <b>0.00</b> | <b>0.00</b> | <b>0.00</b> | <b>0.00</b> | <b>0.00</b>     | <b>(3,640.00)</b> |
| <b>Cost of Sales</b>          |                                     |                 |                   |             |             |             |             |             |             |             |             |             |                 |                   |
| 50000                         | COS - Purchases                     | (410.00)        | 0.00              | 0.00        | 0.00        | 0.00        | 0.00        | 0.00        | 0.00        | 0.00        | 0.00        | 0.00        | 0.00            | (410.00)          |
| 52200                         | COS - US Customs Expense            | 0.00            | 2,250.00          | 0.00        | 0.00        | 0.00        | 0.00        | 0.00        | 0.00        | 0.00        | 0.00        | 0.00        | 0.00            | 2,250.00          |
|                               | <b>Total Cost of Sales</b>          | <b>(410.00)</b> | <b>2,250.00</b>   | <b>0.00</b> | <b>0.00</b> | <b>0.00</b> | <b>0.00</b> | <b>0.00</b> | <b>0.00</b> | <b>0.00</b> | <b>0.00</b> | <b>0.00</b> | <b>0.00</b>     | <b>1,840.00</b>   |
|                               | <b>Gross Profit</b>                 | <b>410.00</b>   | <b>(5,890.00)</b> | <b>0.00</b> | <b>0.00</b> | <b>0.00</b> | <b>0.00</b> | <b>0.00</b> | <b>0.00</b> | <b>0.00</b> | <b>0.00</b> | <b>0.00</b> | <b>0.00</b>     | <b>(5,480.00)</b> |
| <b>Expenses</b>               |                                     |                 |                   |             |             |             |             |             |             |             |             |             |                 |                   |
|                               | <b>Total Expenses</b>               | <b>0.00</b>     | <b>0.00</b>       | <b>0.00</b> | <b>0.00</b> | <b>0.00</b> | <b>0.00</b> | <b>0.00</b> | <b>0.00</b> | <b>0.00</b> | <b>0.00</b> | <b>0.00</b> | <b>0.00</b>     | <b>0.00</b>       |
|                               | <b>Net Operating Income</b>         | <b>410.00</b>   | <b>(5,890.00)</b> | <b>0.00</b> | <b>0.00</b> | <b>0.00</b> | <b>0.00</b> | <b>0.00</b> | <b>0.00</b> | <b>0.00</b> | <b>0.00</b> | <b>0.00</b> | <b>0.00</b>     | <b>(5,480.00)</b> |
| <b>Other Income (Expense)</b> |                                     |                 |                   |             |             |             |             |             |             |             |             |             |                 |                   |
| 80000                         | Other Income (Expense)              | 0.00            | 0.00              | 0.00        | 0.00        | 0.00        | 0.00        | 0.00        | 0.00        | 0.00        | 0.00        | 0.00        | 7,348.94        | 7,348.94          |
|                               | <b>Total Other Income (Expense)</b> | <b>0.00</b>     | <b>0.00</b>       | <b>0.00</b> | <b>0.00</b> | <b>0.00</b> | <b>0.00</b> | <b>0.00</b> | <b>0.00</b> | <b>0.00</b> | <b>0.00</b> | <b>0.00</b> | <b>7,348.94</b> | <b>7,348.94</b>   |
|                               | <b>Net Income</b>                   | <b>\$ 0.00</b>  | <b>0.00</b>       | <b>0.00</b> | <b>0.00</b> | <b>0.00</b> | <b>0.00</b> | <b>0.00</b> | <b>0.00</b> | <b>0.00</b> | <b>0.00</b> | <b>0.00</b> | <b>7,348.94</b> | <b>1,868.94</b>   |

**United Corporation East (Pship)**  
**General Ledger**  
**For the Period From Jan 1, 2016 to Dec 31, 2016**

| Account ID | Account Description      | Date     | Reference    | Jrnl | Trans Description                    | Debit Amt | Credit Amt | Balance    |
|------------|--------------------------|----------|--------------|------|--------------------------------------|-----------|------------|------------|
| 10300      | Cash - Bank Op'g 8830    | 1/1/16   |              |      | Beginning Balance                    |           |            | -871.05    |
| 10300      | Cash - Bank Op'g 8830    | 12/31/16 | XJE111       | GENJ | W/O P'SHIP STALE DTD O/S CK 100095   | 500.00    |            |            |
| 10300      | Cash - Bank Op'g 8830    | 12/31/16 | XJE111       | GENJ | W/O P'SHIP STALE DTD O/S CK 100055   | 149.17    |            |            |
| 10300      | Cash - Bank Op'g 8830    | 12/31/16 | XJE111       | GENJ | W/O P'SHIP STALE DTD O/S CK 100309   | 87.17     |            |            |
| 10300      | Cash - Bank Op'g 8830    | 12/31/16 | XJE111       | GENJ | W/O P'SHIP STALE DTD O/S CK 63813    | 99.98     |            |            |
| 10300      | Cash - Bank Op'g 8830    | 12/31/16 | XJE111       | GENJ | W/O P'SHIP STALE DTD O/S CK 99060    | 34.73     |            |            |
| 10300      | Cash - Bank Op'g 8830    |          |              |      | Change                               | 871.05    |            | 871.05     |
| 20000      | Accounts Payable - Trade | 1/1/16   |              |      | Beginning Balance                    |           |            | -65,294.61 |
| 20000      | Accounts Payable - Trade | 1/27/16  | CRA292       | CDJ  | UNITED CORPORATION - Invoice: 15-113 | 6,459.00  |            |            |
| 20000      | Accounts Payable - Trade | 1/27/16  | CRA292       | CDJ  | UNITED CORPORATION - Invoice: CRA292 |           | 30,827.00  |            |
| 20000      | Accounts Payable - Trade | 1/27/16  | CRA292       | CDJ  | UNITED CORPORATION - Invoice: 15-103 | 375.00    |            |            |
| 20000      | Accounts Payable - Trade | 1/27/16  | CRA292       | CDJ  | UNITED CORPORATION - Invoice: 15-082 | 174.00    |            |            |
| 20000      | Accounts Payable - Trade | 1/27/16  | CRA292       | CDJ  | UNITED CORPORATION - Invoice: 15-113 | 22,319.00 |            |            |
| 20000      | Accounts Payable - Trade | 1/27/16  | CRA292       | CDJ  | UNITED CORPORATION - Invoice: 15-122 | 5.75      |            |            |
| 20000      | Accounts Payable - Trade | 1/27/16  | CRA292       | CDJ  | UNITED CORPORATION - Invoice: 15-123 | 26,149.07 |            |            |
| 20000      | Accounts Payable - Trade | 1/27/16  | CRA292       | CDJ  | UNITED CORPORATION - Invoice: 15-121 | 54.89     |            |            |
| 20000      | Accounts Payable - Trade | 1/27/16  | CRA292       | CDJ  | UNITED CORPORATION - Invoice: 15-123 | 27,898.75 |            |            |
| 20000      | Accounts Payable - Trade | 1/27/16  | CRA292       | CDJ  | UNITED CORPORATION - Invoice: 15-123 | 12,686.15 |            |            |
| 20000      | Accounts Payable - Trade | 1/31/16  | 16-0131-01   | PJ   | UNITED CORPORATION                   |           | 24,055.00  |            |
| 20000      | Accounts Payable - Trade | 1/31/16  | 16-0131-02   | PJ   | UNITED CORPORATION                   |           | 8,774.00   |            |
| 20000      | Accounts Payable - Trade | 2/16/16  | 16-0216-01   | PJ   | UNITED CORPORATION                   |           | 317.99     |            |
| 20000      | Accounts Payable - Trade | 2/16/16  | 16-0216-02   | PJ   | UNITED CORPORATION                   |           | 982.68     |            |
| 20000      | Accounts Payable - Trade | 2/29/16  | 16-0229-01   | PJ   | UNITED CORPORATION                   |           | 23,698.00  |            |
| 20000      | Accounts Payable - Trade | 2/29/16  | 16-0229-02   | PJ   | UNITED CORPORATION                   |           | 8,732.00   |            |
| 20000      | Accounts Payable - Trade | 3/9/16   | 297          | CDJ  | UNITED CORPORATION - Invoice: 16-013 | 24,055.00 |            |            |
| 20000      | Accounts Payable - Trade | 3/9/16   | 297          | CDJ  | UNITED CORPORATION - Invoice: 16-022 | 8,732.00  |            |            |
| 20000      | Accounts Payable - Trade | 3/9/16   | 297          | CDJ  | UNITED CORPORATION - Invoice: 16-022 | 23,698.00 |            |            |
| 20000      | Accounts Payable - Trade | 3/9/16   | 297          | CDJ  | UNITED CORPORATION - Invoice: 16-021 | 317.99    |            |            |
| 20000      | Accounts Payable - Trade | 3/9/16   | 297          | CDJ  | UNITED CORPORATION - Invoice: 16-021 | 982.68    |            |            |
| 20000      | Accounts Payable - Trade | 3/9/16   | 297          | CDJ  | UNITED CORPORATION - Invoice: 16-013 | 8,774.00  |            |            |
| 20000      | Accounts Payable - Trade | 3/31/16  | 16-0331-01   | PJ   | UNITED CORPORATION                   |           | 29,603.75  |            |
| 20000      | Accounts Payable - Trade | 3/31/16  | 16-0331-02   | PJ   | UNITED CORPORATION                   |           | 8,717.00   |            |
| 20000      | Accounts Payable - Trade | 3/31/16  | 16-0331-03   | PJ   | UNITED CORPORATION                   |           | 3,000.00   |            |
| 20000      | Accounts Payable - Trade | 4/1/16   | 302          | CDJ  | UNITED CORPORATION - Invoice: 16-033 | 29,603.75 |            |            |
| 20000      | Accounts Payable - Trade | 4/1/16   | 302          | CDJ  | UNITED CORPORATION - Invoice: 16-033 | 3,000.00  |            |            |
| 20000      | Accounts Payable - Trade | 4/1/16   | 302          | CDJ  | UNITED CORPORATION - Invoice: 16-033 | 8,717.00  |            |            |
| 20000      | Accounts Payable - Trade | 4/1/16   | FUTA2013     | PJ   | INTERNAL REVENUE SERVICE             |           | 74,779.10  |            |
| 20000      | Accounts Payable - Trade | 4/15/16  | 16-0415-01   | PJ   | UNITED CORPORATION                   |           | 50.00      |            |
| 20000      | Accounts Payable - Trade | 4/18/16  | 16-0418-01   | PJ   | UNITED CORPORATION                   |           | 260.00     |            |
| 20000      | Accounts Payable - Trade | 4/22/16  | 16-0422-01   | PJ   | UNITED CORPORATION                   | 1,246.21  |            |            |
| 20000      | Accounts Payable - Trade | 4/30/16  | 16-0430-01   | PJ   | UNITED CORPORATION                   |           | 23,683.00  |            |
| 20000      | Accounts Payable - Trade | 4/30/16  | 16-0430-02   | PJ   | UNITED CORPORATION                   |           | 8,612.00   |            |
| 20000      | Accounts Payable - Trade | 4/30/16  | 16-0430-03   | PJ   | UNITED CORPORATION                   |           | 1,000.00   |            |
| 20000      | Accounts Payable - Trade | 5/31/16  | 16-0531-01   | PJ   | UNITED CORPORATION                   |           | 23,683.00  |            |
| 20000      | Accounts Payable - Trade | 5/31/16  | 16-0531-02   | PJ   | UNITED CORPORATION                   |           | 8,612.00   |            |
| 20000      | Accounts Payable - Trade | 5/31/16  | 16-0531-03   | PJ   | UNITED CORPORATION                   |           | 1,000.00   |            |
| 20000      | Accounts Payable - Trade | 6/10/16  | CRA312CM     | PJ   | UNITED CORPORATION                   | 65,653.79 |            |            |
| 20000      | Accounts Payable - Trade | 6/10/16  | CRA312       | CDJ  | UNITED CORPORATION - Invoice: 16-043 | 1,000.00  |            |            |
| 20000      | Accounts Payable - Trade | 6/10/16  | CRA312       | CDJ  | UNITED CORPORATION - Invoice: 16-041 | 260.00    |            |            |
| 20000      | Accounts Payable - Trade | 6/10/16  | CRA312       | CDJ  | UNITED CORPORATION - Invoice: 16-041 | 50.00     |            |            |
| 20000      | Accounts Payable - Trade | 6/10/16  | CRA312       | CDJ  | UNITED CORPORATION - Invoice: 16-042 |           | 1,246.21   |            |
| 20000      | Accounts Payable - Trade | 6/10/16  | CRA312       | CDJ  | UNITED CORPORATION - Invoice: CRA312 |           | 65,653.79  |            |
| 20000      | Accounts Payable - Trade | 6/10/16  | CRA312       | CDJ  | UNITED CORPORATION - Invoice: 16-053 | 8,612.00  |            |            |
| 20000      | Accounts Payable - Trade | 6/10/16  | CRA312       | CDJ  | UNITED CORPORATION - Invoice: 16-053 | 1,000.00  |            |            |
| 20000      | Accounts Payable - Trade | 6/10/16  | CRA312       | CDJ  | UNITED CORPORATION - Invoice: 16-053 | 23,683.00 |            |            |
| 20000      | Accounts Payable - Trade | 6/10/16  | CRA312       | CDJ  | UNITED CORPORATION - Invoice: 16-043 | 23,683.00 |            |            |
| 20000      | Accounts Payable - Trade | 6/10/16  | CRA312       | CDJ  | UNITED CORPORATION - Invoice: 16-043 | 8,612.00  |            |            |
| 20000      | Accounts Payable - Trade | 6/10/16  | CRA315CM     | PJ   | UNITED CORPORATION                   | 500.00    |            |            |
| 20000      | Accounts Payable - Trade | 6/30/16  | 16-0630-01   | PJ   | UNITED CORPORATION                   |           | 28,084.75  |            |
| 20000      | Accounts Payable - Trade | 6/30/16  | 16-0630-02   | PJ   | UNITED CORPORATION                   |           | 10,765.00  |            |
| 20000      | Accounts Payable - Trade | 6/30/16  | 16-0630-03   | PJ   | UNITED CORPORATION                   |           | 1,000.00   |            |
| 20000      | Accounts Payable - Trade | 7/19/16  | 16-0719-01   | PJ   | UNITED CORPORATION                   |           | 50,000.00  |            |
| 20000      | Accounts Payable - Trade | 7/31/16  | 16-0731-01   | PJ   | UNITED CORPORATION                   |           | 22,319.00  |            |
| 20000      | Accounts Payable - Trade | 7/31/16  | 16-0731-02   | PJ   | UNITED CORPORATION                   |           | 8,612.00   |            |
| 20000      | Accounts Payable - Trade | 7/31/16  | 16-0731-03   | PJ   | UNITED CORPORATION                   |           | 1,000.00   |            |
| 20000      | Accounts Payable - Trade | 8/9/16   | CM16-0719-01 | PJ   | UNITED CORPORATION                   | 50,000.00 |            |            |
| 20000      | Accounts Payable - Trade | 8/12/16  | 321CM        | PJ   | UNITED CORPORATION                   | 71,280.75 |            |            |
| 20000      | Accounts Payable - Trade | 8/12/16  | CRA321       | CDJ  | UNITED CORPORATION - Invoice: 16-063 | 28,084.75 |            |            |
| 20000      | Accounts Payable - Trade | 8/12/16  | CRA321       | CDJ  | UNITED CORPORATION - Invoice: 16-073 | 1,000.00  |            |            |
| 20000      | Accounts Payable - Trade | 8/12/16  | CRA321       | CDJ  | UNITED CORPORATION - Invoice: 16-073 | 8,612.00  |            |            |
| 20000      | Accounts Payable - Trade | 8/12/16  | CRA321       | CDJ  | UNITED CORPORATION - Invoice: 16-073 | 22,319.00 |            |            |
| 20000      | Accounts Payable - Trade | 8/12/16  | CRA321       | CDJ  | UNITED CORPORATION - Invoice: 16-063 | 1,000.00  |            |            |
| 20000      | Accounts Payable - Trade | 8/12/16  | CRA321       | CDJ  | UNITED CORPORATION - Invoice: CRA321 |           | 500.00     |            |

| Account ID | Account Description           | Date            | Reference    | Jrnl | Trans Description                    | Debit Amt  | Credit Amt | Balance            |
|------------|-------------------------------|-----------------|--------------|------|--------------------------------------|------------|------------|--------------------|
| 20000      | Accounts Payable - Trade      | 8/12/16         | CRA321       | CDJ  | UNITED CORPORATION - Invoice: 321CM  |            | 71,280.75  |                    |
| 20000      | Accounts Payable - Trade      | 8/12/16         | CRA321       | CDJ  | UNITED CORPORATION - Invoice: 16-063 | 10,765.00  |            |                    |
| 20000      | Accounts Payable - Trade      | 8/13/16         | 16-0813-01   | PJ   | UNITED CORPORATION                   |            | 40.00      |                    |
| 20000      | Accounts Payable - Trade      | 8/17/16         | 16-0817-01   | PJ   | VI EMPLOYMENT SECURITY AGENCY        |            | 38,449.90  |                    |
| 20000      | Accounts Payable - Trade      | 8/30/16         | 16-0813-01CM | PJ   | UNITED CORPORATION                   | 40.00      |            |                    |
| 20000      | Accounts Payable - Trade      | 8/31/16         | 16-0831-01   | PJ   | UNITED CORPORATION                   |            | 27,898.75  |                    |
| 20000      | Accounts Payable - Trade      | 8/31/16         | 16-0831-02   | PJ   | UNITED CORPORATION                   |            | 5,381.62   |                    |
| 20000      | Accounts Payable - Trade      | 8/31/16         | 16-0831-03   | PJ   | UNITED CORPORATION                   |            | 500.00     |                    |
| 20000      | Accounts Payable - Trade      | 9/30/16         | 16-0930-01   | PJ   | UNITED CORPORATION                   |            | 22,319.00  |                    |
| 20000      | Accounts Payable - Trade      | 9/30/16         | 16-0930-02   | PJ   | UNITED CORPORATION                   |            | 4,305.12   |                    |
| 20000      | Accounts Payable - Trade      | 9/30/16         | 16-0930-03   | PJ   | UNITED CORPORATION                   |            | 500.00     |                    |
| 20000      | Accounts Payable - Trade      | 10/7/16         | CM16-0930    | PJ   | UNITED CORPORATION                   | 60,904.49  |            |                    |
| 20000      | Accounts Payable - Trade      | 10/7/16         | CRA326       | CDJ  | UNITED CORPORATION - Invoice: 16-083 | 5,381.62   |            |                    |
| 20000      | Accounts Payable - Trade      | 10/7/16         | CRA326       | CDJ  | UNITED CORPORATION - Invoice: CM16-  |            | 60,904.49  |                    |
| 20000      | Accounts Payable - Trade      | 10/7/16         | CRA326       | CDJ  | UNITED CORPORATION - Invoice: 16-093 | 22,319.00  |            |                    |
| 20000      | Accounts Payable - Trade      | 10/7/16         | CRA326       | CDJ  | UNITED CORPORATION - Invoice: 16-093 | 500.00     |            |                    |
| 20000      | Accounts Payable - Trade      | 10/7/16         | CRA326       | CDJ  | UNITED CORPORATION - Invoice: 16-083 | 500.00     |            |                    |
| 20000      | Accounts Payable - Trade      | 10/7/16         | CRA326       | CDJ  | UNITED CORPORATION - Invoice: 16-083 | 27,898.75  |            |                    |
| 20000      | Accounts Payable - Trade      | 10/7/16         | CRA326       | CDJ  | UNITED CORPORATION - Invoice: 16-093 | 4,305.12   |            |                    |
| 20000      | Accounts Payable - Trade      | 10/31/16        | 16-1031-03   | PJ   | UNITED CORPORATION                   |            | 500.00     |                    |
| 20000      | Accounts Payable - Trade      | 10/31/16        | 16-1031-01   | PJ   | UNITED CORPORATION                   |            | 22,319.00  |                    |
| 20000      | Accounts Payable - Trade      | 10/31/16        | 16-1031-02   | PJ   | UNITED CORPORATION                   |            | 4,305.12   |                    |
| 20000      | Accounts Payable - Trade      | 11/23/16        | CM16-1031    | PJ   | UNITED CORPORATION                   | 27,124.12  |            |                    |
| 20000      | Accounts Payable - Trade      | 11/23/16        | CRA332       | CDJ  | UNITED CORPORATION - Invoice: 16-103 | 4,305.12   |            |                    |
| 20000      | Accounts Payable - Trade      | 11/23/16        | CRA332       | CDJ  | UNITED CORPORATION - Invoice: 16-103 | 500.00     |            |                    |
| 20000      | Accounts Payable - Trade      | 11/23/16        | CRA332       | CDJ  | UNITED CORPORATION - Invoice: CM16-  |            | 27,124.12  |                    |
| 20000      | Accounts Payable - Trade      | 11/23/16        | CRA332       | CDJ  | UNITED CORPORATION - Invoice: 16-103 | 22,319.00  |            |                    |
| 20000      | Accounts Payable - Trade      | 11/30/16        | 16-0817-01CM | PJ   | VI EMPLOYMENT SECURITY AGENCY        | 38,449.90  |            |                    |
| 20000      | Accounts Payable - Trade      | 11/30/16        | 16-1101-01   | PJ   | UNITED CORPORATION                   |            | 27,898.75  |                    |
| 20000      | Accounts Payable - Trade      | 11/30/16        | 16-1130-02   | PJ   | UNITED CORPORATION                   |            | 5,381.40   |                    |
| 20000      | Accounts Payable - Trade      | 12/31/16        | 16-1231-01   | PJ   | UNITED CORPORATION                   |            | 22,319.00  |                    |
| 20000      | Accounts Payable - Trade      | 12/31/16        | 16-1231-02   | PJ   | UNITED CORPORATION                   |            | 5,299.03   |                    |
| 20000      | Accounts Payable - Trade      |                 |              |      | Change                               | 745,910.65 | 816,293.32 | -70,382.67         |
|            |                               | <b>12/31/16</b> |              |      | <b>Ending Balance</b>                |            |            | <b>-135,677.28</b> |
| 23000      | Accrued Expenses              | 1/1/16          |              |      | Beginning Balance                    |            |            | -10,000.00         |
|            |                               | <b>12/31/16</b> |              |      | <b>Ending Balance</b>                |            |            | <b>-10,000.00</b>  |
| 28600      | Pship Claims Reserve Clearing | 1/1/16          |              |      | Beginning Balance                    |            |            |                    |
| 28600      | Pship Claims Reserve Clearing | 1/27/16         | CRA292       | CDJ  | UNITED CORPORATION                   |            | 65,294.61  |                    |
| 28600      | Pship Claims Reserve Clearing | 3/9/16          | 297          | CDJ  | UNITED CORPORATION                   |            | 66,559.67  |                    |
| 28600      | Pship Claims Reserve Clearing | 4/1/16          | 302          | CDJ  | UNITED CORPORATION                   |            | 41,320.75  |                    |
| 28600      | Pship Claims Reserve Clearing | 4/22/16         | 16-0422-01   | PJ   | UNITED CORPORATION - LUTHERAN F      |            | 1,246.21   |                    |
| 28600      | Pship Claims Reserve Clearing | 6/10/16         | CRA312CM     | PJ   | UNITED CORPORATION - REIMB APR &     |            | 65,653.79  |                    |
| 28600      | Pship Claims Reserve Clearing | 8/9/16          | CM16-0719-01 | PJ   | UNITED CORPORATION - JONES SETTL     |            | 50,000.00  |                    |
| 28600      | Pship Claims Reserve Clearing | 8/12/16         | 321CM        | PJ   | UNITED CORPORATION - CRA REIMB PI    |            | 71,280.75  |                    |
| 28600      | Pship Claims Reserve Clearing | 8/30/16         | 16-0813-01CM | PJ   | UNITED CORPORATION - PAID BY WES     |            | 40.00      |                    |
| 28600      | Pship Claims Reserve Clearing | 10/7/16         | CM16-0930    | PJ   | UNITED CORPORATION - P'SHIP EAST     |            | 60,904.49  |                    |
| 28600      | Pship Claims Reserve Clearing | 11/23/16        | CM16-1031    | PJ   | UNITED CORPORATION - CRA CHK 332     |            | 27,124.12  |                    |
| 28600      | Pship Claims Reserve Clearing |                 |              |      | Change                               |            | 449,424.39 | -449,424.39        |
|            |                               | <b>12/31/16</b> |              |      | <b>Ending Balance</b>                |            |            | <b>-449,424.39</b> |
| 39000      | Retained Earnings             | 1/1/16          |              |      | Beginning Balance                    |            |            | 76,165.66          |
|            |                               | <b>12/31/16</b> |              |      | <b>Ending Balance</b>                |            |            | <b>76,165.66</b>   |
| 47000      | Revenue - Miscellaneous Sales | 1/1/16          |              |      | Beginning Balance                    |            |            |                    |
| 47000      | Revenue - Miscellaneous Sales | 4/15/16         | 16-0415-01   | PJ   | UNITED CORPORATION - STT GIFT CEF    | 50.00      |            |                    |
| 47000      | Revenue - Miscellaneous Sales |                 |              |      | Change                               | 50.00      |            | 50.00              |
|            |                               | <b>12/31/16</b> |              |      | <b>Ending Balance</b>                |            |            | <b>50.00</b>       |
| 48000      | Revenue - Sales Discounts     | 1/1/16          |              |      | Beginning Balance                    |            |            |                    |
| 48000      | Revenue - Sales Discounts     | 8/13/16         | 16-0813-01   | PJ   | UNITED CORPORATION - GIFT CERT RE    | 40.00      |            |                    |
| 48000      | Revenue - Sales Discounts     |                 |              |      | Change                               | 40.00      |            | 40.00              |
|            |                               | <b>12/31/16</b> |              |      | <b>Ending Balance</b>                |            |            | <b>40.00</b>       |
| 51000      | COS - Freight Expense         | 1/1/16          |              |      | Beginning Balance                    |            |            |                    |
| 51000      | COS - Freight Expense         | 4/18/16         | 16-0418-01   | PJ   | UNITED CORPORATION - REIMB PE EA     | 260.00     |            |                    |
| 51000      | COS - Freight Expense         |                 |              |      | Change                               | 260.00     |            | 260.00             |
|            |                               | <b>12/31/16</b> |              |      | <b>Ending Balance</b>                |            |            | <b>260.00</b>      |
| 63200      | Insurance - Gen Liability     | 1/1/16          |              |      | Beginning Balance                    |            |            |                    |
| 63200      | Insurance - Gen Liability     | 7/19/16         | 16-0719-01   | PJ   | UNITED CORPORATION - JONES SETTL     | 50,000.00  |            |                    |
| 63200      | Insurance - Gen Liability     |                 |              |      | Change                               | 50,000.00  |            | 50,000.00          |
|            |                               | <b>12/31/16</b> |              |      | <b>Ending Balance</b>                |            |            | <b>50,000.00</b>   |
| 63600      | Insurance - Workers' Comp     | 1/1/16          |              |      | Beginning Balance                    |            |            |                    |
| 63600      | Insurance - Workers' Comp     | 2/16/16         | 16-0216-01   | PJ   | UNITED CORPORATION - WORKERS' CI     | 317.99     |            |                    |
| 63600      | Insurance - Workers' Comp     |                 |              |      | Change                               | 317.99     |            | 317.99             |
|            |                               | <b>12/31/16</b> |              |      | <b>Ending Balance</b>                |            |            | <b>317.99</b>      |
| 67400      | Taxes - Empr FUTA Expense     | 1/1/16          |              |      | Beginning Balance                    |            |            |                    |
| 67400      | Taxes - Empr FUTA Expense     | 2/16/16         | 16-0216-02   | PJ   | UNITED CORPORATION - FUTA LATE FE    | 982.68     |            |                    |
| 67400      | Taxes - Empr FUTA Expense     | 4/1/16          | FUTA2013     | PJ   | INTERNAL REVENUE SERVICE - 02/12/1   | 74,779.10  |            |                    |
| 67400      | Taxes - Empr FUTA Expense     |                 |              |      | Change                               | 75,761.78  |            | 75,761.78          |
|            |                               | <b>12/31/16</b> |              |      | <b>Ending Balance</b>                |            |            | <b>75,761.78</b>   |
| 67500      | Taxes - Empr VI Unemp         | 1/1/16          |              |      | Beginning Balance                    |            |            |                    |

| Account ID | Account Description      | Date            | Reference    | Jrnl | Trans Description                  | Debit Amt  | Credit Amt | Balance           |
|------------|--------------------------|-----------------|--------------|------|------------------------------------|------------|------------|-------------------|
| 67500      | Taxes - Empr VI Unemp    | 6/10/16         | CRA315CM     | PJ   | UNITED CORPORATION - CREDIT PSHIF  |            | 500.00     |                   |
| 67500      | Taxes - Empr VI Unemp    | 8/17/16         | 16-0817-01   | PJ   | VI EMPLOYMENT SECURITY AGENCY -    | 38,449.90  |            |                   |
| 67500      | Taxes - Empr VI Unemp    | 11/30/16        | 16-0817-01CM | PJ   | VI EMPLOYMENT SECURITY AGENCY -    |            | 38,449.90  |                   |
| 67500      | Taxes - Empr VI Unemp    |                 |              |      | Change                             | 38,449.90  | 38,949.90  | -500.00           |
|            |                          | <b>12/31/16</b> |              |      | <b>Ending Balance</b>              |            |            | <b>-500.00</b>    |
| 68200      | Travel & Hotels Expense  | 1/1/16          |              |      | Beginning Balance                  |            |            |                   |
| 68200      | Travel & Hotels Expense  | 3/31/16         | 16-0331-03   | PJ   | UNITED CORPORATION - GAFFNEY TR/   | 3,000.00   |            |                   |
| 68200      | Travel & Hotels Expense  | 4/30/16         | 16-0430-03   | PJ   | UNITED CORPORATION - GAFFNEY APF   | 1,000.00   |            |                   |
| 68200      | Travel & Hotels Expense  | 5/31/16         | 16-0531-03   | PJ   | UNITED CORPORATION - GAFFNEY MA'   | 1,000.00   |            |                   |
| 68200      | Travel & Hotels Expense  | 6/30/16         | 16-0630-03   | PJ   | UNITED CORPORATION - GAFFNEY JUN   | 1,000.00   |            |                   |
| 68200      | Travel & Hotels Expense  | 7/31/16         | 16-0731-03   | PJ   | UNITED CORPORATION - GAFFNEY JUL   | 1,000.00   |            |                   |
| 68200      | Travel & Hotels Expense  | 8/31/16         | 16-0831-03   | PJ   | UNITED CORPORATION - 50% GAFFNE\   | 500.00     |            |                   |
| 68200      | Travel & Hotels Expense  | 9/30/16         | 16-0930-03   | PJ   | UNITED CORPORATION - 50% GAFFNE\   | 500.00     |            |                   |
| 68200      | Travel & Hotels Expense  | 10/31/16        | 16-1031-03   | PJ   | UNITED CORPORATION - 50% GAFFNE\   | 500.00     |            |                   |
| 68200      | Travel & Hotels Expense  |                 |              |      | Change                             | 8,500.00   |            | 8,500.00          |
|            |                          | <b>12/31/16</b> |              |      | <b>Ending Balance</b>              |            |            | <b>8,500.00</b>   |
| 69000      | Wages - Officer Salaries | 1/1/16          |              |      | Beginning Balance                  |            |            |                   |
| 69000      | Wages - Officer Salaries | 1/31/16         | 16-0131-01   | PJ   | UNITED CORPORATION - FATHI YUSUF   | 24,055.00  |            |                   |
| 69000      | Wages - Officer Salaries | 2/29/16         | 16-0229-01   | PJ   | UNITED CORPORATION - FATHI YUSUF   | 23,698.00  |            |                   |
| 69000      | Wages - Officer Salaries | 3/31/16         | 16-0331-01   | PJ   | UNITED CORPORATION - FATHI YUSUF   | 29,603.75  |            |                   |
| 69000      | Wages - Officer Salaries | 4/30/16         | 16-0430-01   | PJ   | UNITED CORPORATION - FATHI YUSUF   | 23,683.00  |            |                   |
| 69000      | Wages - Officer Salaries | 5/31/16         | 16-0531-01   | PJ   | UNITED CORPORATION - FATHI YUSUF   | 23,683.00  |            |                   |
| 69000      | Wages - Officer Salaries | 6/30/16         | 16-0630-01   | PJ   | UNITED CORPORATION - FATHI YUSUF   | 28,084.75  |            |                   |
| 69000      | Wages - Officer Salaries | 7/31/16         | 16-0731-01   | PJ   | UNITED CORPORATION - FATHY YUSUF   | 22,319.00  |            |                   |
| 69000      | Wages - Officer Salaries | 8/31/16         | 16-0831-01   | PJ   | UNITED CORPORATION - FATHI YUSUF   | 27,898.75  |            |                   |
| 69000      | Wages - Officer Salaries | 9/30/16         | 16-0930-01   | PJ   | UNITED CORPORATION - FATHI YUSUF   | 22,319.00  |            |                   |
| 69000      | Wages - Officer Salaries | 10/31/16        | 16-1031-01   | PJ   | UNITED CORPORATION - FATHI YUSUF   | 22,319.00  |            |                   |
| 69000      | Wages - Officer Salaries | 11/30/16        | 16-1101-01   | PJ   | UNITED CORPORATION - FATHI YUSUF   | 27,898.75  |            |                   |
| 69000      | Wages - Officer Salaries | 12/31/16        | 16-1231-01   | PJ   | UNITED CORPORATION - FATHI YUSUF   | 22,319.00  |            |                   |
| 69000      | Wages - Officer Salaries |                 |              |      | Change                             | 297,881.00 |            | 297,881.00        |
|            |                          | <b>12/31/16</b> |              |      | <b>Ending Balance</b>              |            |            | <b>297,881.00</b> |
| 69200      | Wages - Managers         | 1/1/16          |              |      | Beginning Balance                  |            |            |                   |
| 69200      | Wages - Managers         | 1/31/16         | 16-0131-02   | PJ   | UNITED CORPORATION - JOHN GAFFNI   | 8,774.00   |            |                   |
| 69200      | Wages - Managers         | 2/29/16         | 16-0229-02   | PJ   | UNITED CORPORATION - JOHN GAFFNI   | 8,732.00   |            |                   |
| 69200      | Wages - Managers         | 3/31/16         | 16-0331-02   | PJ   | UNITED CORPORATION - GAFFNEY MAI   | 8,717.00   |            |                   |
| 69200      | Wages - Managers         | 4/30/16         | 16-0430-02   | PJ   | UNITED CORPORATION - JOHN GAFFNI   | 8,612.00   |            |                   |
| 69200      | Wages - Managers         | 5/31/16         | 16-0531-02   | PJ   | UNITED CORPORATION - JOHN GAFFNI   | 8,612.00   |            |                   |
| 69200      | Wages - Managers         | 6/30/16         | 16-0630-02   | PJ   | UNITED CORPORATION - JOHN GAFFNI   | 10,765.00  |            |                   |
| 69200      | Wages - Managers         | 7/31/16         | 16-0731-02   | PJ   | UNITED CORPORATION - JOHN GAFFNI   | 8,612.00   |            |                   |
| 69200      | Wages - Managers         | 8/31/16         | 16-0831-02   | PJ   | UNITED CORPORATION - GAFFNEY AU(   | 5,381.62   |            |                   |
| 69200      | Wages - Managers         | 9/30/16         | 16-0930-02   | PJ   | UNITED CORPORATION - GAFFNEY SEF   | 4,305.12   |            |                   |
| 69200      | Wages - Managers         | 10/31/16        | 16-1031-02   | PJ   | UNITED CORPORATION - GAFFNEY OC'   | 4,305.12   |            |                   |
| 69200      | Wages - Managers         | 11/30/16        | 16-1130-02   | PJ   | UNITED CORPORATION - JOHN GAFFNI   | 5,381.40   |            |                   |
| 69200      | Wages - Managers         | 12/31/16        | 16-1231-02   | PJ   | UNITED CORPORATION - JOHN GAFFNI   | 5,299.03   |            |                   |
| 69200      | Wages - Managers         |                 |              |      | Change                             | 87,496.29  |            | 87,496.29         |
|            |                          | <b>12/31/16</b> |              |      | <b>Ending Balance</b>              |            |            | <b>87,496.29</b>  |
| 80000      | Other Income (Expense)   | 1/1/16          |              |      | Beginning Balance                  |            |            |                   |
| 80000      | Other Income (Expense)   | 12/31/16        | XJE111       | GENJ | W/O P'SHIP STALE DTD O/S CK 100309 |            | 87.17      |                   |
| 80000      | Other Income (Expense)   | 12/31/16        | XJE111       | GENJ | W/O P'SHIP STALE DTD O/S CK 100095 |            | 500.00     |                   |
| 80000      | Other Income (Expense)   | 12/31/16        | XJE111       | GENJ | W/O P'SHIP STALE DTD O/S CK 99060  |            | 34.73      |                   |
| 80000      | Other Income (Expense)   | 12/31/16        | XJE111       | GENJ | W/O P'SHIP STALE DTD O/S CK 100055 |            | 149.17     |                   |
| 80000      | Other Income (Expense)   | 12/31/16        | XJE111       | GENJ | W/O P'SHIP STALE DTD O/S CK 63813  |            | 99.98      |                   |
| 80000      | Other Income (Expense)   |                 |              |      | Change                             |            | 871.05     | -871.05           |
|            |                          | <b>12/31/16</b> |              |      | <b>Ending Balance</b>              |            |            | <b>-871.05</b>    |

**United Corporation STT (Pship)**  
**General Ledger**  
**For the Period From Jan 1, 2016 to Dec 31, 2016**

| Account ID | Account Description           | Date     | Reference  | Jrnl | Trans Description                  | Debit Amt | Credit Amt | Balance    |
|------------|-------------------------------|----------|------------|------|------------------------------------|-----------|------------|------------|
| 10300      | Cash - Bank Op'g 2010         | 1/1/16   |            |      | Beginning Balance                  |           |            | -9,427.94  |
| 10300      | Cash - Bank Op'g 2010         | 3/11/16  | 41375V     | CDJ  | WE ARE WINE LLC                    | 2,704.79  |            |            |
| 10300      | Cash - Bank Op'g 2010         | 12/31/16 | JE31       | GENJ | W/O STALE DATED CHECKS IN CLOSEI   | 6,723.15  |            |            |
| 10300      | Cash - Bank Op'g 2010         |          |            |      | Change                             | 9,427.94  |            | 9,427.94   |
| 10350      | Cash - Bank Payroll 0640      | 1/1/16   |            |      | Beginning Balance                  |           |            | -625.79    |
| 10350      | Cash - Bank Payroll 0640      | 12/31/16 | JE31       | GENJ | W/O STALE DATED CHECKS IN CLOSEI   | 625.79    |            |            |
| 10350      | Cash - Bank Payroll 0640      |          |            |      | Change                             | 625.79    |            | 625.79     |
| 20000      | Accounts Payable - Trade      | 1/1/16   |            |      | Beginning Balance                  |           |            | -11,311.51 |
| 20000      | Accounts Payable - Trade      | 1/1/16   | 16-0101-01 | PJ   | RAJA FOODS                         | 410.00    |            |            |
| 20000      | Accounts Payable - Trade      | 1/25/16  | 16-0125-01 | PJ   | CARIBBEAN REFRIGERATION & MECH     | 5,088.97  |            |            |
| 20000      | Accounts Payable - Trade      | 1/25/16  | 16-0125-02 | PJ   | CARIBBEAN REFRIGERATION & MECH     | 5,812.54  |            |            |
| 20000      | Accounts Payable - Trade      | 3/11/16  | 41375V     | CDJ  | WE ARE WINE LLC - Invoice: 0197    |           | 242.36     |            |
| 20000      | Accounts Payable - Trade      | 3/11/16  | 41375V     | CDJ  | WE ARE WINE LLC - Invoice: 0377    |           | 480.00     |            |
| 20000      | Accounts Payable - Trade      | 3/11/16  | 41375V     | CDJ  | WE ARE WINE LLC - Invoice: 0372    | 35.53     |            |            |
| 20000      | Accounts Payable - Trade      | 3/11/16  | 41375V     | CDJ  | WE ARE WINE LLC - Invoice: 0396    |           | 604.61     |            |
| 20000      | Accounts Payable - Trade      | 3/11/16  | 41375V     | CDJ  | WE ARE WINE LLC - Invoice: 0253    |           | 330.22     |            |
| 20000      | Accounts Payable - Trade      | 3/11/16  | 41375V     | CDJ  | WE ARE WINE LLC - Invoice: 0311    |           | 519.14     |            |
| 20000      | Accounts Payable - Trade      | 3/11/16  | 41375V     | CDJ  | WE ARE WINE LLC - Invoice: 0371    |           | 563.99     |            |
| 20000      | Accounts Payable - Trade      | 3/11/16  | CRA299     | CDJ  | WE ARE WINE LLC - Invoice: 0377    | 480.00    |            |            |
| 20000      | Accounts Payable - Trade      | 3/11/16  | CRA299     | CDJ  | WE ARE WINE LLC - Invoice: 0396    | 604.61    |            |            |
| 20000      | Accounts Payable - Trade      | 3/11/16  | CRA299     | CDJ  | WE ARE WINE LLC - Invoice: 0372    |           | 35.53      |            |
| 20000      | Accounts Payable - Trade      | 3/11/16  | CRA299     | CDJ  | WE ARE WINE LLC - Invoice: 0371    | 563.99    |            |            |
| 20000      | Accounts Payable - Trade      | 3/11/16  | CRA299     | CDJ  | WE ARE WINE LLC - Invoice: 0311    | 519.14    |            |            |
| 20000      | Accounts Payable - Trade      | 3/11/16  | CRA299     | CDJ  | WE ARE WINE LLC - Invoice: 0197    | 242.36    |            |            |
| 20000      | Accounts Payable - Trade      | 3/11/16  | CRA299     | CDJ  | WE ARE WINE LLC - Invoice: 0253    | 330.22    |            |            |
| 20000      | Accounts Payable - Trade      |          |            |      | Change                             | 14,087.36 | 2,775.85   | 11,311.51  |
| 23000      | Accrued Expenses              | 1/1/16   |            |      | Beginning Balance                  |           |            | -10,000.00 |
|            |                               | 12/31/16 |            |      | Ending Balance                     |           |            | -10,000.00 |
| 28600      | Pship Claims Reserve Clearing | 1/1/16   |            |      | Beginning Balance                  |           |            |            |
| 28600      | Pship Claims Reserve Clearing | 1/25/16  | 285        | GENJ | CRMVI INV 4783 PD BY CRA           |           | 5,088.97   |            |
| 28600      | Pship Claims Reserve Clearing | 1/25/16  | 286        | GENJ | CRMVI INV 4984 PD BY CRA           |           | 5,812.54   |            |
| 28600      | Pship Claims Reserve Clearing | 2/8/16   | 293        | GENJ | US CUSTOMS PENALTY PD BY CRA       |           | 2,250.00   |            |
| 28600      | Pship Claims Reserve Clearing | 2/29/16  | 16-0229-02 | GENJ | PSHIP GIFT CERTS REDEEMED IN STT . |           | 3,640.00   |            |
| 28600      | Pship Claims Reserve Clearing | 3/11/16  | CRA299     | CDJ  | WE ARE WINE LLC                    |           | 2,704.79   |            |
| 28600      | Pship Claims Reserve Clearing |          |            |      | Change                             |           | 19,496.30  | -19,496.30 |
|            |                               | 12/31/16 |            |      | Ending Balance                     |           |            | -19,496.30 |
| 39000      | Retained Earnings             | 1/1/16   |            |      | Beginning Balance                  |           |            | 31,365.24  |
|            |                               | 12/31/16 |            |      | Ending Balance                     |           |            | 31,365.24  |
| 48000      | Revenue - Sales Discounts     | 1/1/16   |            |      | Beginning Balance                  |           |            |            |
| 48000      | Revenue - Sales Discounts     | 2/29/16  | 16-0229-02 | GENJ | PSHIP GIFT CERTS REDEEMED IN STT . | 3,640.00  |            |            |
| 48000      | Revenue - Sales Discounts     |          |            |      | Change                             | 3,640.00  |            | 3,640.00   |
|            |                               | 12/31/16 |            |      | Ending Balance                     |           |            | 3,640.00   |
| 50000      | COS - Purchases               | 1/1/16   |            |      | Beginning Balance                  |           |            |            |
| 50000      | COS - Purchases               | 1/1/16   | 16-0101-01 | PJ   | RAJA FOODS - LATE NOTICE OF BAL DU |           | 410.00     |            |
| 50000      | COS - Purchases               |          |            |      | Change                             |           | 410.00     | -410.00    |
|            |                               | 12/31/16 |            |      | Ending Balance                     |           |            | -410.00    |
| 52200      | COS - US Customs Expense      | 1/1/16   |            |      | Beginning Balance                  |           |            |            |
| 52200      | COS - US Customs Expense      | 2/8/16   | 293        | GENJ | US CUSTOMS PENALTY PD BY CRA       | 2,250.00  |            |            |
| 52200      | COS - US Customs Expense      |          |            |      | Change                             | 2,250.00  |            | 2,250.00   |
|            |                               | 12/31/16 |            |      | Ending Balance                     |           |            | 2,250.00   |
| 66700      | Repairs & Maintenance Expense | 1/1/16   |            |      | Beginning Balance                  |           |            |            |
| 66700      | Repairs & Maintenance Expense | 1/25/16  | 285        | GENJ | CRMVI INV 4783 PD BY CRA           | 5,088.97  |            |            |
| 66700      | Repairs & Maintenance Expense | 1/25/16  | 286        | GENJ | CRMVI INV 4984 PD BY CRA           | 5,812.54  |            |            |
| 66700      | Repairs & Maintenance Expense | 1/25/16  | 16-0125-01 | PJ   | CARIBBEAN REFRIGERATION & MECH -   |           | 5,088.97   |            |
| 66700      | Repairs & Maintenance Expense | 1/25/16  | 16-0125-02 | PJ   | CARIBBEAN REFRIGERATION & MECH -   |           | 5,812.54   |            |
| 66700      | Repairs & Maintenance Expense |          |            |      | Change                             | 10,901.51 | 10,901.51  |            |
| 80000      | Other Income (Expense)        | 1/1/16   |            |      | Beginning Balance                  |           |            |            |
| 80000      | Other Income (Expense)        | 12/31/16 | JE31       | GENJ | W/O STALE DATED CHECKS IN CLOSEI   |           | 625.79     |            |
| 80000      | Other Income (Expense)        | 12/31/16 | JE31       | GENJ | W/O STALE DATED CHECKS IN CLOSEI   |           | 6,723.15   |            |
| 80000      | Other Income (Expense)        |          |            |      | Change                             |           | 7,348.94   | -7,348.94  |
|            |                               | 12/31/16 |            |      | Ending Balance                     |           |            | -7,348.94  |

**United Corporation West (Pship)**  
**General Ledger**  
**For the Period From Jan 1, 2016 to Dec 31, 2016**

| Account ID | Account Description     | Date            | Reference | Jrnl | Trans Description                   | Debit Amt | Credit Amt   | Balance           |
|------------|-------------------------|-----------------|-----------|------|-------------------------------------|-----------|--------------|-------------------|
| 10300      | Cash - Bank Op'g 6269   | 1/1/16          |           |      | Beginning Balance                   |           |              | -4,846.12         |
| 10300      | Cash - Bank Op'g 6269   | 12/31/16        | JE31      | GENJ | CLR STALE DATED CHECKS IN CLOSED    | 4,846.12  |              |                   |
| 10300      | Cash - Bank Op'g 6269   |                 |           |      | Change                              | 4,846.12  |              | 4,846.12          |
| 10600      | Cash - Bank Claims 9091 | 1/1/16          |           |      | Beginning Balance                   |           |              | 1,648,436.13      |
| 10600      | Cash - Bank Claims 9091 | 1/5/16          | 283       | GENJ | EDGAR ROSS (INV #4 MASTER FEES)     |           | 43,300.00    |                   |
| 10600      | Cash - Bank Claims 9091 | 1/5/16          | 284       | GENJ | TOPA PROPERTIES (JAN RENT)          |           | 733.33       |                   |
| 10600      | Cash - Bank Claims 9091 | 1/25/16         | 285       | GENJ | CRMVI LLC INV 4783 PD BY CRA FOR S1 |           | 5,088.97     |                   |
| 10600      | Cash - Bank Claims 9091 | 1/25/16         | 286       | GENJ | CRMVI LLC INV 4984 PD BY CRA FOR S1 |           | 5,812.54     |                   |
| 10600      | Cash - Bank Claims 9091 | 1/25/16         | 291       | GENJ | UNITED CORP 12/31/15 AP BAL PD BY C |           | 65,294.61    |                   |
| 10600      | Cash - Bank Claims 9091 | 1/25/16         | 288       | CDJ  | BECKSTEDT & ASSOCIATES              |           | 950.00       |                   |
| 10600      | Cash - Bank Claims 9091 | 1/25/16         | 289       | CDJ  | BECKSTEDT & ASSOCIATES              |           | 1,372.50     |                   |
| 10600      | Cash - Bank Claims 9091 | 1/25/16         | 290       | CDJ  | BECKSTEDT & ASSOCIATES              |           | 540.00       |                   |
| 10600      | Cash - Bank Claims 9091 | 1/25/16         | 287       | CDJ  | AMERICAN MEDIATION INSTITUTE        |           | 1,397.50     |                   |
| 10600      | Cash - Bank Claims 9091 | 1/28/16         | JE28      | GENJ | INTER OCEAN 2015 REFUND             | 38,656.52 |              |                   |
| 10600      | Cash - Bank Claims 9091 | 2/8/16          | CRA294    | GENJ | TOPA PROPERTIES (PSHIP DOC STORA    |           | 733.33       |                   |
| 10600      | Cash - Bank Claims 9091 | 2/8/16          | CRA293    | GENJ | US CUSTOMS (STT PENALTY RE SHPT I   |           | 2,250.00     |                   |
| 10600      | Cash - Bank Claims 9091 | 3/9/16          | 295       | GENJ | TOPA PROPERTIES MAR 2016 RENT       |           | 733.33       |                   |
| 10600      | Cash - Bank Claims 9091 | 3/9/16          | 296       | GENJ | TOPA PROPERTIES APR 2016 RENT       |           | 733.33       |                   |
| 10600      | Cash - Bank Claims 9091 | 3/9/16          | 297       | GENJ | UNITED CORP 2/29/16 AP BAL PD BY CF |           | 66,559.67    |                   |
| 10600      | Cash - Bank Claims 9091 | 3/11/16         | 298       | CDJ  | BECKSTEDT & ASSOCIATES              |           | 21,408.00    |                   |
| 10600      | Cash - Bank Claims 9091 | 3/11/16         | 299       | GENJ | WE ARE WINE LLC PMT BY CRA FOR S1   |           | 2,704.79     |                   |
| 10600      | Cash - Bank Claims 9091 | 4/1/16          | 300       | GENJ | YUSUF - 2015 PTR TAX DISTR          |           | 282,266.73   |                   |
| 10600      | Cash - Bank Claims 9091 | 4/1/16          | 301       | GENJ | HAMED - 2015 PTR TAX DISTR          |           | 282,266.73   |                   |
| 10600      | Cash - Bank Claims 9091 | 4/1/16          | 302       | GENJ | UNITED CORP BAL DUE 3/31 AP AGING   |           | 41,320.75    |                   |
| 10600      | Cash - Bank Claims 9091 | 4/1/16          | 303       | CDJ  | BECKSTEDT & ASSOCIATES              |           | 17,403.00    |                   |
| 10600      | Cash - Bank Claims 9091 | 4/1/16          | 304       | CDJ  | KAC357 LLC                          |           | 3,115.33     |                   |
| 10600      | Cash - Bank Claims 9091 | 4/2/16          | 305       | CDJ  | DUDLEY TOPPER AND FEUERZEIG LL      |           | 9,680.00     |                   |
| 10600      | Cash - Bank Claims 9091 | 5/11/16         | SJ11      | GENJ | IRS REFUND RE 2012 FORM 940         | 10,184.54 |              |                   |
| 10600      | Cash - Bank Claims 9091 | 5/11/16         | 307       | CDJ  | BECKSTEDT & ASSOCIATES              |           | 2,390.00     |                   |
| 10600      | Cash - Bank Claims 9091 | 5/11/16         | 306       | GENJ | TOPA PROPERTIES - DOC WHSE (MAY)    |           | 733.33       |                   |
| 10600      | Cash - Bank Claims 9091 | 6/10/16         | 308       | CDJ  | BECKSTEDT & ASSOCIATES              |           | 3,630.00     |                   |
| 10600      | Cash - Bank Claims 9091 | 6/10/16         | 309       | CDJ  | EDGAR D. ROSS                       |           | 36,200.00    |                   |
| 10600      | Cash - Bank Claims 9091 | 6/10/16         | 310       | CDJ  | TOPA PROPERTIES                     |           | 765.61       |                   |
| 10600      | Cash - Bank Claims 9091 | 6/10/16         | 311       | CDJ  | TOPA PROPERTIES                     |           | 741.40       |                   |
| 10600      | Cash - Bank Claims 9091 | 6/10/16         | 312       | CDJ  | UNITED CORPORATION                  |           | 65,653.79    |                   |
| 10600      | Cash - Bank Claims 9091 | 6/10/16         | 313       | CDJ  | V.I. EMPLOYMENT SECURITY AGENC      |           | 12,082.65    |                   |
| 10600      | Cash - Bank Claims 9091 | 6/10/16         | 314       | CDJ  | V.I. EMPLOYMENT SECURITY AGENC      |           | 240.00       |                   |
| 10600      | Cash - Bank Claims 9091 | 6/10/16         | 315       | CDJ  | V.I. EMPLOYMENT SECURITY AGENC      |           | 725.00       |                   |
| 10600      | Cash - Bank Claims 9091 | 8/9/16          | 316       | CDJ  | TOPA PROPERTIES                     |           | 741.40       |                   |
| 10600      | Cash - Bank Claims 9091 | 8/9/16          | 317       | CDJ  | TOPA PROPERTIES                     |           | 741.40       |                   |
| 10600      | Cash - Bank Claims 9091 | 8/9/16          | 318       | CDJ  | BECKSTEDT & ASSOCIATES              |           | 8,991.30     |                   |
| 10600      | Cash - Bank Claims 9091 | 8/9/16          | 319       | CDJ  | UNITED CORPORATION                  |           | 50,000.00    |                   |
| 10600      | Cash - Bank Claims 9091 | 8/12/16         | 320       | CDJ  | BECKSTEDT & ASSOCIATES              |           | 1,240.50     |                   |
| 10600      | Cash - Bank Claims 9091 | 8/12/16         | 321       | CDJ  | UNITED CORPORATION                  |           | 71,280.75    |                   |
| 10600      | Cash - Bank Claims 9091 | 8/30/16         | 322       | CDJ  | UNITED CORPORATION                  |           | 40.00        |                   |
| 10600      | Cash - Bank Claims 9091 | 8/30/16         | 323       | CDJ  | LINDA ESPRIT                        |           | 397.61       |                   |
| 10600      | Cash - Bank Claims 9091 | 8/30/16         | 324       | CDJ  | BECKSTEDT & ASSOCIATES              |           | 2,427.50     |                   |
| 10600      | Cash - Bank Claims 9091 | 8/30/16         | 325       | CDJ  | SOURCE ACCOUNTING                   |           | 1,550.00     |                   |
| 10600      | Cash - Bank Claims 9091 | 9/30/16         | JE30      | GENJ | VOID CK 227 THAT GALLOW'S BAY BAK   | 65.72     |              |                   |
| 10600      | Cash - Bank Claims 9091 | 10/7/16         | 326       | CDJ  | UNITED CORPORATION                  |           | 60,904.49    |                   |
| 10600      | Cash - Bank Claims 9091 | 10/7/16         | 327       | CDJ  | BECKSTEDT & ASSOCIATES              |           | 495.00       |                   |
| 10600      | Cash - Bank Claims 9091 | 10/7/16         | 328       | CDJ  | TOPA PROPERTIES                     |           | 2,224.20     |                   |
| 10600      | Cash - Bank Claims 9091 | 11/3/16         | 329       | CDJ  | V.I. EMPLOYMENT SECURITY AGENC      |           | 1,273.38     |                   |
| 10600      | Cash - Bank Claims 9091 | 11/23/16        | 331       | CDJ  | LEWIS CONSULTING LLC                |           | 3,800.00     |                   |
| 10600      | Cash - Bank Claims 9091 | 11/23/16        | 332       | CDJ  | UNITED CORPORATION                  |           | 27,124.12    |                   |
| 10600      | Cash - Bank Claims 9091 | 12/6/16         | 330       | CDJ  | V.I. EMPLOYMENT SECURITY AGENC      |           | 24,930.39    |                   |
| 10600      | Cash - Bank Claims 9091 | 12/6/16         | 333       | CDJ  | LEWIS CONSULTING LLC                |           | 5,000.00     |                   |
| 10600      | Cash - Bank Claims 9091 | 12/6/16         | 334       | CDJ  | BECKSTEDT & ASSOCIATES              |           | 1,192.50     |                   |
| 10600      | Cash - Bank Claims 9091 |                 |           |      | Change                              | 48,906.78 | 1,243,180.76 | -1,194,273.98     |
|            |                         | <b>12/31/16</b> |           |      | <b>Ending Balance</b>               |           |              | <b>454,162.15</b> |
| 10700      | Cash - Bank Liquid 9075 | 1/1/16          |           |      | Beginning Balance                   |           |              | 125,605.24        |
| 10700      | Cash - Bank Liquid 9075 | 1/31/16         | JE31      | GENJ | BANCO 9075 SVC FEE                  |           | 20.00        |                   |
| 10700      | Cash - Bank Liquid 9075 | 2/29/16         | JE29      | GENJ | BANCO 9075 SVC FEE                  |           | 20.00        |                   |
| 10700      | Cash - Bank Liquid 9075 | 3/31/16         | JE31      | GENJ | BANCO 9075 SVC CHARGE               |           | 20.00        |                   |
| 10700      | Cash - Bank Liquid 9075 | 4/30/16         | JE30      | GENJ | BANCO 9075 SVC CHARGE               |           | 20.00        |                   |
| 10700      | Cash - Bank Liquid 9075 | 5/31/16         | JE31      | GENJ | SVC CHARGES                         |           | 20.00        |                   |
| 10700      | Cash - Bank Liquid 9075 | 6/30/16         | JE30      | GENJ | SVC CHARGES                         |           | 20.00        |                   |
| 10700      | Cash - Bank Liquid 9075 | 7/31/16         | JE31      | GENJ | BANCO 9075 SVC FEE                  |           | 20.00        |                   |
| 10700      | Cash - Bank Liquid 9075 | 8/31/16         | JE31      | GENJ | STD MONTHLY BK FEE                  |           | 20.00        |                   |
| 10700      | Cash - Bank Liquid 9075 | 9/30/16         | JE30      | GENJ | STD MONTHLY BANK FEE                |           | 20.00        |                   |
| 10700      | Cash - Bank Liquid 9075 | 10/31/16        | JE30      | GENJ | SVC CHARGES                         |           | 20.00        |                   |
| 10700      | Cash - Bank Liquid 9075 | 11/30/16        | JE30      | GENJ | BANCO SVC CHG                       |           | 20.00        |                   |
| 10700      | Cash - Bank Liquid 9075 | 12/31/16        | JE31      | GENJ | BANCO FEE                           |           | 20.00        |                   |
| 10700      | Cash - Bank Liquid 9075 |                 |           |      | Change                              |           | 240.00       | -240.00           |

| Account ID | Account Description           | Date            | Reference    | Jrnl | Trans Description                   | Debit Amt    | Credit Amt   | Balance             |
|------------|-------------------------------|-----------------|--------------|------|-------------------------------------|--------------|--------------|---------------------|
|            |                               | <b>12/31/16</b> |              |      | <b>Ending Balance</b>               |              |              | <b>125,365.24</b>   |
| 11000      | Accounts Receivable - Trade   | 4/1/16          |              |      | Beginning Balance                   |              |              |                     |
| 11000      | Accounts Receivable - Trade   | 4/22/16         | 8 602 8 80CM | SJ   | LUTHERAN SOCIAL SERVICES OF TH      |              | 1,246.21     |                     |
| 11000      | Accounts Receivable - Trade   | 4/22/16         | JE22         | GENJ | LUTHERAN FAM RECOVERY REVERSE       | 1,246.21     |              |                     |
| 11000      | Accounts Receivable - Trade   |                 |              |      | Change                              | 1,246.21     | 1,246.21     |                     |
| 13000      | POS In-Store Charges          | 4/1/16          |              |      | Beginning Balance                   |              |              |                     |
| 13000      | POS In-Store Charges          | 4/22/16         | 8 602 8 80CM | SJ   | LUTHERAN SOCIAL SERVICES OF TH - I  | 1,246.21     |              |                     |
| 13000      | POS In-Store Charges          | 4/22/16         | JE22         | GENJ | LUTHERAN FAM SVCS REC'D BY UNITE    |              | 1,246.21     |                     |
| 13000      | POS In-Store Charges          |                 |              |      | Change                              | 1,246.21     | 1,246.21     |                     |
| 13100      | Prepaid Insurance             | 1/1/16          |              |      | Beginning Balance                   |              |              | 38,656.92           |
| 13100      | Prepaid Insurance             | 1/28/16         | JE28         | GENJ | INTER OCEAN 2015 REFUND             |              | 4,865.21     |                     |
| 13100      | Prepaid Insurance             | 1/28/16         | JE28         | GENJ | INTER OCEAN 2015 REFUND             |              | 19,218.81    |                     |
| 13100      | Prepaid Insurance             | 1/28/16         | JE28         | GENJ | INTER OCEAN 2015 REFUND             |              | 14,572.50    |                     |
| 13100      | Prepaid Insurance             | 1/28/16         | JE28         | GENJ | EXPENSE NOMINAL PREPAID INSUR RE    |              | 0.40         |                     |
| 13100      | Prepaid Insurance             |                 |              |      | Change                              |              | 38,656.92    | -38,656.92          |
| 14600      | Due from (to) Hamed           | 1/1/16          |              |      | Beginning Balance                   |              |              | 524.67              |
| 14600      | Due from (to) Hamed           | 2/29/16         | 16-0229-01   | PJ   | KAC357 LLC - CHG FOR VERA CRUZ \$ F |              | 99.14        |                     |
| 14600      | Due from (to) Hamed           | 2/29/16         | 16-0229-01   | PJ   | KAC357 LLC - CHG FOR VERA CRUZ \$ F |              | 221.95       |                     |
| 14600      | Due from (to) Hamed           | 2/29/16         | 16-0229-01   | PJ   | KAC357 LLC - CHG FOR VERA CRUZ \$ F |              | 203.58       |                     |
| 14600      | Due from (to) Hamed           |                 |              |      | Change                              |              | 524.67       | -524.67             |
| 15100      | Marketable Securities - BPPR  | 1/1/16          |              |      | Beginning Balance                   |              |              | 8,091,374.55        |
| 15100      | Marketable Securities - BPPR  | 1/31/16         | SJE03        | GENJ | POST BPPR NET MONTHLY ACTIVITY      |              | 64,020.12    |                     |
| 15100      | Marketable Securities - BPPR  | 2/1/16          | SJE03        | GENJ | POST BPPR NET MONTHLY ACTIVITY      | 64,020.12    |              |                     |
| 15100      | Marketable Securities - BPPR  | 2/29/16         | SJE03        | GENJ | POST BPPR NET MONTHLY ACTIVITY      |              | 47,194.14    |                     |
| 15100      | Marketable Securities - BPPR  | 3/1/16          | SJE03        | GENJ | POST BPPR NET MONTHLY ACTIVITY      | 47,194.14    |              |                     |
| 15100      | Marketable Securities - BPPR  | 3/31/16         | SJE03        | GENJ | POST BPPR NET MONTHLY ACTIVITY      | 126,945.30   |              |                     |
| 15100      | Marketable Securities - BPPR  | 4/1/16          | SJE03        | GENJ | POST BPPR NET MONTHLY ACTIVITY      |              | 126,945.30   |                     |
| 15100      | Marketable Securities - BPPR  | 4/30/16         | SJE03        | GENJ | POST BPPR NET MONTHLY ACTIVITY      | 169,714.44   |              |                     |
| 15100      | Marketable Securities - BPPR  | 5/1/16          | SJE03        | GENJ | POST BPPR NET MONTHLY ACTIVITY      |              | 169,714.44   |                     |
| 15100      | Marketable Securities - BPPR  | 5/31/16         | SJE103       | GENJ | POST BPPR NET MONTHLY ACTIVITY      | 181,350.90   |              |                     |
| 15100      | Marketable Securities - BPPR  | 6/1/16          | SJE103       | GENJ | POST BPPR NET MONTHLY ACTIVITY      |              | 181,350.90   |                     |
| 15100      | Marketable Securities - BPPR  | 6/30/16         | SJE103       | GENJ | POST BPPR NET MONTHLY ACTIVITY      | 251,662.21   |              |                     |
| 15100      | Marketable Securities - BPPR  | 7/1/16          | SJE103       | GENJ | POST BPPR NET MONTHLY ACTIVITY      |              | 251,662.21   |                     |
| 15100      | Marketable Securities - BPPR  | 7/31/16         | XJE103       | GENJ | POST BPPR NET MONTHLY ACTIVITY      | 360,620.80   |              |                     |
| 15100      | Marketable Securities - BPPR  | 8/1/16          | XJE103       | GENJ | POST BPPR NET MONTHLY ACTIVITY      |              | 360,620.80   |                     |
| 15100      | Marketable Securities - BPPR  | 8/31/16         | XJE103       | GENJ | POST BPPR NET MONTHLY ACTIVITY      | 377,294.04   |              |                     |
| 15100      | Marketable Securities - BPPR  | 9/1/16          | XJE103       | GENJ | POST BPPR NET MONTHLY ACTIVITY      |              | 377,294.04   |                     |
| 15100      | Marketable Securities - BPPR  | 9/30/16         | XJE103       | GENJ | POST BPPR NET MONTHLY ACTIVITY      | 377,087.52   |              |                     |
| 15100      | Marketable Securities - BPPR  | 10/1/16         | XJE103       | GENJ | POST BPPR NET MONTHLY ACTIVITY      |              | 377,087.52   |                     |
| 15100      | Marketable Securities - BPPR  | 10/31/16        | XJE103       | GENJ | POST BPPR NET MONTHLY ACTIVITY      | 271,896.56   |              |                     |
| 15100      | Marketable Securities - BPPR  | 11/1/16         | XJE103       | GENJ | POST BPPR NET MONTHLY ACTIVITY      |              | 271,896.56   |                     |
| 15100      | Marketable Securities - BPPR  | 11/30/16        | XJE103       | GENJ | POST BPPR NET MONTHLY ACTIVITY      | 200,497.35   |              |                     |
| 15100      | Marketable Securities - BPPR  | 12/1/16         | XJE103       | GENJ | POST BPPR NET MONTHLY ACTIVITY      |              | 200,497.35   |                     |
| 15100      | Marketable Securities - BPPR  | 12/31/16        | XJE103       | GENJ | POST BPPR NET MONTHLY ACTIVITY      | 278,027.12   |              |                     |
| 15100      | Marketable Securities - BPPR  |                 |              |      | Change                              | 2,706,310.50 | 2,428,283.38 | 278,027.12          |
|            |                               | <b>12/31/16</b> |              |      | <b>Ending Balance</b>               |              |              | <b>8,369,401.67</b> |
| 15150      | Unrealized (Gain) Loss - BPPR | 1/1/16          |              |      | Beginning Balance                   |              |              | 72,824.35           |
| 15150      | Unrealized (Gain) Loss - BPPR | 1/31/16         | SJE03        | GENJ | POST BPPR NET MONTHLY ACTIVITY      | 65,944.13    |              |                     |
| 15150      | Unrealized (Gain) Loss - BPPR | 2/1/16          | SJE03        | GENJ | POST BPPR NET MONTHLY ACTIVITY      |              | 65,944.13    |                     |
| 15150      | Unrealized (Gain) Loss - BPPR | 2/29/16         | SJE03        | GENJ | POST BPPR NET MONTHLY ACTIVITY      | 59,688.62    |              |                     |
| 15150      | Unrealized (Gain) Loss - BPPR | 3/1/16          | SJE03        | GENJ | POST BPPR NET MONTHLY ACTIVITY      |              | 59,688.62    |                     |
| 15150      | Unrealized (Gain) Loss - BPPR | 3/31/16         | SJE03        | GENJ | POST BPPR NET MONTHLY ACTIVITY      | 89,362.61    |              |                     |
| 15150      | Unrealized (Gain) Loss - BPPR | 4/1/16          | SJE03        | GENJ | POST BPPR NET MONTHLY ACTIVITY      |              | 89,362.61    |                     |
| 15150      | Unrealized (Gain) Loss - BPPR | 4/30/16         | SJE03        | GENJ | POST BPPR NET MONTHLY ACTIVITY      | 144,441.89   |              |                     |
| 15150      | Unrealized (Gain) Loss - BPPR | 5/1/16          | SJE03        | GENJ | POST BPPR NET MONTHLY ACTIVITY      |              | 144,441.89   |                     |
| 15150      | Unrealized (Gain) Loss - BPPR | 5/31/16         | SJE103       | GENJ | POST BPPR NET MONTHLY ACTIVITY      | 145,155.98   |              |                     |
| 15150      | Unrealized (Gain) Loss - BPPR | 6/1/16          | SJE103       | GENJ | POST BPPR NET MONTHLY ACTIVITY      |              | 145,155.98   |                     |
| 15150      | Unrealized (Gain) Loss - BPPR | 6/30/16         | SJE103       | GENJ | POST BPPR NET MONTHLY ACTIVITY      | 173,203.09   |              |                     |
| 15150      | Unrealized (Gain) Loss - BPPR | 7/1/16          | SJE103       | GENJ | POST BPPR NET MONTHLY ACTIVITY      |              | 173,203.09   |                     |
| 15150      | Unrealized (Gain) Loss - BPPR | 7/31/16         | XJE103       | GENJ | POST BPPR NET MONTHLY ACTIVITY      | 286,099.49   |              |                     |
| 15150      | Unrealized (Gain) Loss - BPPR | 8/1/16          | XJE103       | GENJ | POST BPPR NET MONTHLY ACTIVITY      |              | 286,099.49   |                     |
| 15150      | Unrealized (Gain) Loss - BPPR | 8/31/16         | XJE103       | GENJ | POST BPPR NET MONTHLY ACTIVITY      | 277,744.04   |              |                     |
| 15150      | Unrealized (Gain) Loss - BPPR | 9/1/16          | XJE103       | GENJ | POST BPPR NET MONTHLY ACTIVITY      |              | 277,744.04   |                     |
| 15150      | Unrealized (Gain) Loss - BPPR | 9/30/16         | XJE103       | GENJ | POST BPPR NET MONTHLY ACTIVITY      | 261,357.04   |              |                     |
| 15150      | Unrealized (Gain) Loss - BPPR | 10/1/16         | XJE103       | GENJ | POST BPPR NET MONTHLY ACTIVITY      |              | 261,357.04   |                     |
| 15150      | Unrealized (Gain) Loss - BPPR | 10/31/16        | XJE103       | GENJ | POST BPPR NET MONTHLY ACTIVITY      | 164,874.05   |              |                     |
| 15150      | Unrealized (Gain) Loss - BPPR | 11/1/16         | XJE103       | GENJ | POST BPPR NET MONTHLY ACTIVITY      |              | 164,874.05   |                     |
| 15150      | Unrealized (Gain) Loss - BPPR | 11/30/16        | XJE103       | GENJ | POST BPPR NET MONTHLY ACTIVITY      | 95,798.09    |              |                     |
| 15150      | Unrealized (Gain) Loss - BPPR | 12/1/16         | XJE103       | GENJ | POST BPPR NET MONTHLY ACTIVITY      |              | 95,798.09    |                     |
| 15150      | Unrealized (Gain) Loss - BPPR | 12/31/16        | XJE103       | GENJ | POST BPPR NET MONTHLY ACTIVITY      | 130,415.13   |              |                     |
| 15150      | Unrealized (Gain) Loss - BPPR |                 |              |      | Change                              | 1,763,669.03 | 1,894,084.16 | -130,415.13         |
|            |                               | <b>12/31/16</b> |              |      | <b>Ending Balance</b>               |              |              | <b>-57,590.78</b>   |
| 20000      | Accounts Payable - Trade      | 1/1/16          |              |      | Beginning Balance                   |              |              | -4,260.00           |
| 20000      | Accounts Payable - Trade      | 1/1/16          | 1932         | PJ   | BECKSTEDT & ASSOCIATES              |              | 135.00       |                     |
| 20000      | Accounts Payable - Trade      | 1/1/16          | 1934         | PJ   | BECKSTEDT & ASSOCIATES              |              | 112.50       |                     |
| 20000      | Accounts Payable - Trade      | 1/1/16          | 1935         | PJ   | BECKSTEDT & ASSOCIATES              |              | 22.50        |                     |
| 20000      | Accounts Payable - Trade      | 1/1/16          | 1936         | PJ   | BECKSTEDT & ASSOCIATES              |              | 1,745.00     |                     |
| 20000      | Accounts Payable - Trade      | 1/1/16          | 1937         | PJ   | BECKSTEDT & ASSOCIATES              |              | 82.00        |                     |
| 20000      | Accounts Payable - Trade      | 1/1/16          | 1763         | PJ   | BECKSTEDT & ASSOCIATES              |              | 400.00       |                     |



| Account ID | Account Description      | Date     | Reference  | Jrnl | Trans Description                                     | Debit Amt | Credit Amt | Balance |
|------------|--------------------------|----------|------------|------|---|-----------|------------|---------|
| 20000      | Accounts Payable - Trade | 1/1/16   | 1762       | PJ   | BECKSTEDT & ASSOCIATES                                |           | 1,095.00   |         |
| 20000      | Accounts Payable - Trade | 1/1/16   | 1761       | PJ   | BECKSTEDT & ASSOCIATES                                |           | 2,890.00   |         |
| 20000      | Accounts Payable - Trade | 1/1/16   | 1759       | PJ   | BECKSTEDT & ASSOCIATES                                |           | 10,855.00  |         |
| 20000      | Accounts Payable - Trade | 1/25/16  | 288        | CDJ  | BECKSTEDT & ASSOCIATES - Invoice: 16-0229-01          | 950.00    |            |         |
| 20000      | Accounts Payable - Trade | 1/25/16  | 289        | CDJ  | BECKSTEDT & ASSOCIATES - Invoice: 16-0229-01          | 1,372.50  |            |         |
| 20000      | Accounts Payable - Trade | 1/25/16  | 290        | CDJ  | BECKSTEDT & ASSOCIATES - Invoice: 16-0229-01          | 540.00    |            |         |
| 20000      | Accounts Payable - Trade | 1/25/16  | 287        | CDJ  | AMERICAN MEDIATION INSTITUTE - Invoice: 16-0229-01    | 1,397.50  |            |         |
| 20000      | Accounts Payable - Trade | 2/4/16   | 1956       | PJ   | BECKSTEDT & ASSOCIATES                                |           | 1,552.50   |         |
| 20000      | Accounts Payable - Trade | 2/4/16   | 1957       | PJ   | BECKSTEDT & ASSOCIATES                                |           | 2,518.50   |         |
| 20000      | Accounts Payable - Trade | 2/29/16  | 16-0229-01 | PJ   | KAC357 LLC  | 524.67    |            |         |
| 20000      | Accounts Payable - Trade | 2/29/16  | 16-0229-02 | PJ   | KAC357 LLC  |           | 3,640.00   |         |
| 20000      | Accounts Payable - Trade | 3/1/16   | 1976       | PJ   | BECKSTEDT & ASSOCIATES                                |           | 11,175.00  |         |
| 20000      | Accounts Payable - Trade | 3/1/16   | 1977       | PJ   | BECKSTEDT & ASSOCIATES                                |           | 6,228.00   |         |
| 20000      | Accounts Payable - Trade | 3/1/16   | 167848     | PJ   | DUDLEY TOPPER AND FEUERZEIG LLC                       |           | 3,280.00   |         |
| 20000      | Accounts Payable - Trade | 3/1/16   | 168038     | PJ   | DUDLEY TOPPER AND FEUERZEIG LLC                       |           | 6,400.00   |         |
| 20000      | Accounts Payable - Trade | 3/11/16  | 298        | CDJ  | BECKSTEDT & ASSOCIATES - Invoice: 16-0229-01          | 112.50    |            |         |
| 20000      | Accounts Payable - Trade | 3/11/16  | 298        | CDJ  | BECKSTEDT & ASSOCIATES - Invoice: 16-0229-01          | 22.50     |            |         |
| 20000      | Accounts Payable - Trade | 3/11/16  | 298        | CDJ  | BECKSTEDT & ASSOCIATES - Invoice: 16-0229-01          | 1,745.00  |            |         |
| 20000      | Accounts Payable - Trade | 3/11/16  | 298        | CDJ  | BECKSTEDT & ASSOCIATES - Invoice: 16-0229-01          | 82.00     |            |         |
| 20000      | Accounts Payable - Trade | 3/11/16  | 298        | CDJ  | BECKSTEDT & ASSOCIATES - Invoice: 16-0229-01          | 135.00    |            |         |
| 20000      | Accounts Payable - Trade | 3/11/16  | 298        | CDJ  | BECKSTEDT & ASSOCIATES - Invoice: 16-0229-01          | 400.00    |            |         |
| 20000      | Accounts Payable - Trade | 3/11/16  | 298        | CDJ  | BECKSTEDT & ASSOCIATES - Invoice: 16-0229-01          | 2,518.50  |            |         |
| 20000      | Accounts Payable - Trade | 3/11/16  | 298        | CDJ  | BECKSTEDT & ASSOCIATES - Invoice: 16-0229-01          | 1,552.50  |            |         |
| 20000      | Accounts Payable - Trade | 3/11/16  | 298        | CDJ  | BECKSTEDT & ASSOCIATES - Invoice: 16-0229-01          | 2,890.00  |            |         |
| 20000      | Accounts Payable - Trade | 3/11/16  | 298        | CDJ  | BECKSTEDT & ASSOCIATES - Invoice: 16-0229-01          | 10,855.00 |            |         |
| 20000      | Accounts Payable - Trade | 3/11/16  | 298        | CDJ  | BECKSTEDT & ASSOCIATES - Invoice: 16-0229-01          | 1,095.00  |            |         |
| 20000      | Accounts Payable - Trade | 4/1/16   | 303        | CDJ  | BECKSTEDT & ASSOCIATES - Invoice: 16-0229-01          | 11,175.00 |            |         |
| 20000      | Accounts Payable - Trade | 4/1/16   | 303        | CDJ  | BECKSTEDT & ASSOCIATES - Invoice: 16-0229-01          | 6,228.00  |            |         |
| 20000      | Accounts Payable - Trade | 4/1/16   | 304        | CDJ  | KAC357 LLC - Invoice: 16-0229-02                      | 3,640.00  |            |         |
| 20000      | Accounts Payable - Trade | 4/1/16   | 304        | CDJ  | KAC357 LLC - Invoice: 16-0229-01                      |           | 524.67     |         |
| 20000      | Accounts Payable - Trade | 4/1/16   | 2010       | PJ   | BECKSTEDT & ASSOCIATES                                |           | 1,215.00   |         |
| 20000      | Accounts Payable - Trade | 4/1/16   | 2008       | PJ   | BECKSTEDT & ASSOCIATES                                |           | 900.00     |         |
| 20000      | Accounts Payable - Trade | 4/1/16   | 2006       | PJ   | BECKSTEDT & ASSOCIATES                                |           | 275.00     |         |
| 20000      | Accounts Payable - Trade | 4/2/16   | 305        | CDJ  | DUDLEY TOPPER AND FEUERZEIG LLC - Invoice: 16-0229-01 | 3,280.00  |            |         |
| 20000      | Accounts Payable - Trade | 4/2/16   | 305        | CDJ  | DUDLEY TOPPER AND FEUERZEIG LLC - Invoice: 16-0229-01 | 6,400.00  |            |         |
| 20000      | Accounts Payable - Trade | 4/22/16  | 2046       | PJ   | BECKSTEDT & ASSOCIATES                                |           | 3,300.00   |         |
| 20000      | Accounts Payable - Trade | 4/22/16  | 2048       | PJ   | BECKSTEDT & ASSOCIATES                                |           | 330.00     |         |
| 20000      | Accounts Payable - Trade | 5/11/16  | 307        | CDJ  | BECKSTEDT & ASSOCIATES - Invoice: 16-0229-01          | 275.00    |            |         |
| 20000      | Accounts Payable - Trade | 5/11/16  | 307        | CDJ  | BECKSTEDT & ASSOCIATES - Invoice: 16-0229-01          | 1,215.00  |            |         |
| 20000      | Accounts Payable - Trade | 5/11/16  | 307        | CDJ  | BECKSTEDT & ASSOCIATES - Invoice: 16-0229-01          | 900.00    |            |         |
| 20000      | Accounts Payable - Trade | 6/1/16   | 16-0601    | PJ   | TOPA PROPERTIES                                       |           | 765.61     |         |
| 20000      | Accounts Payable - Trade | 6/1/16   | 16-0701    | PJ   | TOPA PROPERTIES                                       |           | 741.40     |         |
| 20000      | Accounts Payable - Trade | 6/4/16   | 2093       | PJ   | BECKSTEDT & ASSOCIATES                                |           | 925.00     |         |
| 20000      | Accounts Payable - Trade | 6/4/16   | 2095       | PJ   | BECKSTEDT & ASSOCIATES                                |           | 315.50     |         |
| 20000      | Accounts Payable - Trade | 6/8/16   | 5          | PJ   | EDGAR D. ROSS   |           | 36,200.00  |         |
| 20000      | Accounts Payable - Trade | 6/10/16  | 308        | CDJ  | BECKSTEDT & ASSOCIATES - Invoice: 16-0229-01          | 3,300.00  |            |         |
| 20000      | Accounts Payable - Trade | 6/10/16  | 308        | CDJ  | BECKSTEDT & ASSOCIATES - Invoice: 16-0229-01          | 330.00    |            |         |
| 20000      | Accounts Payable - Trade | 6/10/16  | 309        | CDJ  | EDGAR D. ROSS - Invoice: 5                            | 36,200.00 |            |         |
| 20000      | Accounts Payable - Trade | 6/10/16  | 310        | CDJ  | TOPA PROPERTIES - Invoice: 16-0601                    | 765.61    |            |         |
| 20000      | Accounts Payable - Trade | 6/10/16  | 311        | CDJ  | TOPA PROPERTIES - Invoice: 16-0701                    | 741.40    |            |         |
| 20000      | Accounts Payable - Trade | 7/8/16   | 2127       | PJ   | BECKSTEDT & ASSOCIATES                                |           | 8,496.30   |         |
| 20000      | Accounts Payable - Trade | 7/8/16   | 2129       | PJ   | BECKSTEDT & ASSOCIATES                                |           | 395.00     |         |
| 20000      | Accounts Payable - Trade | 7/8/16   | 2130       | PJ   | BECKSTEDT & ASSOCIATES                                |           | 100.00     |         |
| 20000      | Accounts Payable - Trade | 7/30/16  | 2159       | PJ   | BECKSTEDT & ASSOCIATES                                |           | 75.00      |         |
| 20000      | Accounts Payable - Trade | 7/30/16  | 2160       | PJ   | BECKSTEDT & ASSOCIATES                                |           | 2,352.50   |         |
| 20000      | Accounts Payable - Trade | 8/1/16   | 16-0801-01 | PJ   | TOPA PROPERTIES                                       |           | 741.40     |         |
| 20000      | Accounts Payable - Trade | 8/9/16   | 316        | CDJ  | TOPA PROPERTIES - Invoice: 16-0801-01                 | 741.40    |            |         |
| 20000      | Accounts Payable - Trade | 8/9/16   | 317        | CDJ  | TOPA PROPERTIES - Invoice: 16-0901-01                 | 741.40    |            |         |
| 20000      | Accounts Payable - Trade | 8/9/16   | 318        | CDJ  | BECKSTEDT & ASSOCIATES - Invoice: 2                   | 100.00    |            |         |
| 20000      | Accounts Payable - Trade | 8/9/16   | 318        | CDJ  | BECKSTEDT & ASSOCIATES - Invoice: 2                   | 395.00    |            |         |
| 20000      | Accounts Payable - Trade | 8/9/16   | 318        | CDJ  | BECKSTEDT & ASSOCIATES - Invoice: 2                   | 8,496.30  |            |         |
| 20000      | Accounts Payable - Trade | 8/12/16  | 320        | CDJ  | BECKSTEDT & ASSOCIATES - Invoice: 2                   | 925.00    |            |         |
| 20000      | Accounts Payable - Trade | 8/12/16  | 320        | CDJ  | BECKSTEDT & ASSOCIATES - Invoice: 2                   | 315.50    |            |         |
| 20000      | Accounts Payable - Trade | 8/17/16  | 16-0817-01 | PJ   | SOURCE ACCOUNTING                                     |           | 1,550.00   |         |
| 20000      | Accounts Payable - Trade | 8/30/16  | 324        | CDJ  | BECKSTEDT & ASSOCIATES - Invoice: 2                   | 2,352.50  |            |         |
| 20000      | Accounts Payable - Trade | 8/30/16  | 324        | CDJ  | BECKSTEDT & ASSOCIATES - Invoice: 2                   | 75.00     |            |         |
| 20000      | Accounts Payable - Trade | 8/30/16  | 325        | CDJ  | SOURCE ACCOUNTING - Invoice: 16-081                   | 1,550.00  |            |         |
| 20000      | Accounts Payable - Trade | 9/1/16   | 16-0901-01 | PJ   | TOPA PROPERTIES                                       |           | 741.40     |         |
| 20000      | Accounts Payable - Trade | 9/8/16   | 2193       | PJ   | BECKSTEDT & ASSOCIATES                                |           | 495.00     |         |
| 20000      | Accounts Payable - Trade | 10/1/16  | 16-1001-01 | PJ   | TOPA PROPERTIES                                       |           | 741.40     |         |
| 20000      | Accounts Payable - Trade | 10/7/16  | 327        | CDJ  | BECKSTEDT & ASSOCIATES - Invoice: 2                   | 495.00    |            |         |
| 20000      | Accounts Payable - Trade | 10/7/16  | 328        | CDJ  | TOPA PROPERTIES - Invoice: 16-1001-01                 | 741.40    |            |         |
| 20000      | Accounts Payable - Trade | 10/7/16  | 328        | CDJ  | TOPA PROPERTIES - Invoice: 16-1201-01                 | 741.40    |            |         |
| 20000      | Accounts Payable - Trade | 10/7/16  | 328        | CDJ  | TOPA PROPERTIES - Invoice: 16-1101-01                 | 741.40    |            |         |
| 20000      | Accounts Payable - Trade | 10/27/16 | 16-1027-01 | PJ   | V.I. EMPLOYMENT SECURITY AGENC                        |           | 1,273.38   |         |
| 20000      | Accounts Payable - Trade | 10/31/16 | 2016-01    | PJ   | LEWIS CONSULTING LLC                                  |           | 3,800.00   |         |
| 20000      | Accounts Payable - Trade | 11/1/16  | 16-1101-01 | PJ   | TOPA PROPERTIES                                       |           | 741.40     |         |
| 20000      | Accounts Payable - Trade | 11/3/16  | 329        | CDJ  | V.I. EMPLOYMENT SECURITY AGENC - I                    | 1,273.38  |            |         |
| 20000      | Accounts Payable - Trade | 11/3/16  | 2258       | PJ   | BECKSTEDT & ASSOCIATES                                |           | 1,192.50   |         |

| Account ID | Account Description           | Date            | Reference  | Jrnl | Trans Description                    | Debit Amt  | Credit Amt | Balance               |
|------------|-------------------------------|-----------------|------------|------|--------------------------------------|------------|------------|-----------------------|
| 20000      | Accounts Payable - Trade      | 11/23/16        | 331        | CDJ  | LEWIS CONSULTING LLC - Invoice: 2016 | 3,800.00   |            |                       |
| 20000      | Accounts Payable - Trade      | 11/30/16        | 2016-02    | PJ   | LEWIS CONSULTING LLC                 |            | 5,000.00   |                       |
| 20000      | Accounts Payable - Trade      | 11/30/16        | 16-1130    | PJ   | V.I. EMPLOYMENT SECURITY AGENC       |            | 24,930.39  |                       |
| 20000      | Accounts Payable - Trade      | 12/1/16         | 16-1201-01 | PJ   | TOPA PROPERTIES                      |            | 741.40     |                       |
| 20000      | Accounts Payable - Trade      | 12/4/16         | 2276       | PJ   | BECKSTEDT & ASSOCIATES               |            | 1,437.50   |                       |
| 20000      | Accounts Payable - Trade      | 12/6/16         | 330        | CDJ  | V.I. EMPLOYMENT SECURITY AGENC - I   | 24,930.39  |            |                       |
| 20000      | Accounts Payable - Trade      | 12/6/16         | 333        | CDJ  | LEWIS CONSULTING LLC - Invoice: 2016 | 5,000.00   |            |                       |
| 20000      | Accounts Payable - Trade      | 12/6/16         | 334        | CDJ  | BECKSTEDT & ASSOCIATES - Invoice: 2  | 1,192.50   |            |                       |
| 20000      | Accounts Payable - Trade      |                 |            |      | Change                               | 155,250.25 | 152,427.75 | 2,822.50              |
|            |                               | <b>12/31/16</b> |            |      | <b>Ending Balance</b>                |            |            | <b>-1,437.50</b>      |
| 23000      | Accrued Expenses              | 1/1/16          |            |      | Beginning Balance                    |            |            | -53,300.00            |
| 23000      | Accrued Expenses              | 1/5/16          | 283        | GENJ | EDGAR ROSS (INV #4 MASTER FEES)      | 43,300.00  |            |                       |
| 23000      | Accrued Expenses              |                 |            |      | Change                               | 43,300.00  |            | 43,300.00             |
|            |                               | <b>12/31/16</b> |            |      | <b>Ending Balance</b>                |            |            | <b>-10,000.00</b>     |
| 28600      | Pship Claims Reserve Clearing | 1/1/16          |            |      | Beginning Balance                    |            |            |                       |
| 28600      | Pship Claims Reserve Clearing | 1/25/16         | 285        | GENJ | CRMVI LLC INV 4783 PD BY CRA FOR S   | 5,088.97   |            |                       |
| 28600      | Pship Claims Reserve Clearing | 1/25/16         | 286        | GENJ | CRMVI LLC INV 4984 PD BY CRA FOR S   | 5,812.54   |            |                       |
| 28600      | Pship Claims Reserve Clearing | 1/25/16         | 291        | GENJ | UNITED CORP 12/31/15 AP BAL PD BY C  | 65,294.61  |            |                       |
| 28600      | Pship Claims Reserve Clearing | 2/8/16          | CRA293     | GENJ | US CUSTOMS (STT PENALTY RE SHPT I    | 2,250.00   |            |                       |
| 28600      | Pship Claims Reserve Clearing | 2/29/16         | 16-0229-02 | PJ   | KAC357 LLC - PSHIP GIFT CERTS REDE   | 3,640.00   |            |                       |
| 28600      | Pship Claims Reserve Clearing | 3/9/16          | 297        | GENJ | UNITED CORP 2/29/16 AP BAL PD BY CF  | 66,559.67  |            |                       |
| 28600      | Pship Claims Reserve Clearing | 3/11/16         | 299        | GENJ | WE ARE WINE LLC PMT BY CRA FOR S1    | 2,704.79   |            |                       |
| 28600      | Pship Claims Reserve Clearing | 4/1/16          | 302        | GENJ | UNITED CORP BAL DUE 3/31 AP AGING    | 41,320.75  |            |                       |
| 28600      | Pship Claims Reserve Clearing | 4/22/16         | JE22       | GENJ | LUTHERAN FAM SVCS REC'D BY UNITE     | 1,246.21   |            |                       |
| 28600      | Pship Claims Reserve Clearing | 6/10/16         | 312        | CDJ  | UNITED CORPORATION - UNITED EAST     | 65,653.79  |            |                       |
| 28600      | Pship Claims Reserve Clearing | 8/9/16          | 319        | CDJ  | UNITED CORPORATION - JONES V UNIT    | 50,000.00  |            |                       |
| 28600      | Pship Claims Reserve Clearing | 8/12/16         | 321        | CDJ  | UNITED CORPORATION - JUNE & JULY 1   | 71,280.75  |            |                       |
| 28600      | Pship Claims Reserve Clearing | 8/30/16         | 322        | CDJ  | UNITED CORPORATION                   | 40.00      |            |                       |
| 28600      | Pship Claims Reserve Clearing | 10/7/16         | 326        | CDJ  | UNITED CORPORATION - PAID 9/30/16 A  | 60,904.49  |            |                       |
| 28600      | Pship Claims Reserve Clearing | 11/23/16        | 332        | CDJ  | UNITED CORPORATION - AP BALANCE /    | 27,124.12  |            |                       |
| 28600      | Pship Claims Reserve Clearing |                 |            |      | Change                               | 468,920.69 |            | 468,920.69            |
|            |                               | <b>12/31/16</b> |            |      | <b>Ending Balance</b>                |            |            | <b>468,920.69</b>     |
| 30000      | Common Stock                  | 1/1/16          |            |      | Beginning Balance                    |            |            | -200,000.00           |
|            |                               | <b>12/31/16</b> |            |      | <b>Ending Balance</b>                |            |            | <b>-200,000.00</b>    |
| 31000      | Additional Paid-In Capital    | 1/1/16          |            |      | Beginning Balance                    |            |            | -12,454,539.26        |
|            |                               | <b>12/31/16</b> |            |      | <b>Ending Balance</b>                |            |            | <b>-12,454,539.26</b> |
| 32000      | Less Cost of Treasury Stock   | 1/1/16          |            |      | Beginning Balance                    |            |            | 400,000.00            |
|            |                               | <b>12/31/16</b> |            |      | <b>Ending Balance</b>                |            |            | <b>400,000.00</b>     |
| 33000      | Dividend Distributions        | 1/1/16          |            |      | Beginning Balance                    |            |            |                       |
| 33000      | Dividend Distributions        | 4/1/16          | 300        | GENJ | YUSUF - 2015 PTR TAX DISTR           | 282,266.73 |            |                       |
| 33000      | Dividend Distributions        | 4/1/16          | 301        | GENJ | HAMED - 2015 PTR TAX DISTR           | 282,266.73 |            |                       |
| 33000      | Dividend Distributions        | 4/22/16         | JE22       | GENJ | LUTHERAN FAM RECOVERY REVERSE        |            | 1,246.21   |                       |
| 33000      | Dividend Distributions        |                 |            |      | Change                               | 564,533.46 | 1,246.21   | 563,287.25            |
|            |                               | <b>12/31/16</b> |            |      | <b>Ending Balance</b>                |            |            | <b>563,287.25</b>     |
| 39000      | Retained Earnings             | 1/1/16          |            |      | Beginning Balance                    |            |            | 2,339,523.52          |
|            |                               | <b>12/31/16</b> |            |      | <b>Ending Balance</b>                |            |            | <b>2,339,523.52</b>   |
| 60000      | Accounting Fees               | 1/1/16          |            |      | Beginning Balance                    |            |            |                       |
| 60000      | Accounting Fees               | 8/17/16         | 16-0817-01 | PJ   | SOURCE ACCOUNTING - 2015 PLAZA P     | 1,550.00   |            |                       |
| 60000      | Accounting Fees               |                 |            |      | Change                               | 1,550.00   |            | 1,550.00              |
|            |                               | <b>12/31/16</b> |            |      | <b>Ending Balance</b>                |            |            | <b>1,550.00</b>       |
| 60800      | Bank Charges                  | 1/1/16          |            |      | Beginning Balance                    |            |            |                       |
| 60800      | Bank Charges                  | 1/31/16         | JE31       | GENJ | BANCO 9075 SVC FEE                   | 20.00      |            |                       |
| 60800      | Bank Charges                  | 2/29/16         | JE29       | GENJ | BANCO 9075 SVC FEE                   | 20.00      |            |                       |
| 60800      | Bank Charges                  | 3/31/16         | JE31       | GENJ | BANCO 9075 SVC CHARGE                | 20.00      |            |                       |
| 60800      | Bank Charges                  | 4/30/16         | JE30       | GENJ | BANCO 9075 SVC CHARGE                | 20.00      |            |                       |
| 60800      | Bank Charges                  | 5/31/16         | JE31       | GENJ | SVC CHARGES                          | 20.00      |            |                       |
| 60800      | Bank Charges                  | 6/30/16         | JE30       | GENJ | SVC CHARGES                          | 20.00      |            |                       |
| 60800      | Bank Charges                  | 7/31/16         | JE31       | GENJ | BANCO 9075 SVC FEE                   | 20.00      |            |                       |
| 60800      | Bank Charges                  | 8/31/16         | JE31       | GENJ | STD MONTHLY BK FEE                   | 20.00      |            |                       |
| 60800      | Bank Charges                  | 9/30/16         | JE30       | GENJ | STD MONTHLY BANK FEE                 | 20.00      |            |                       |
| 60800      | Bank Charges                  | 10/31/16        | JE30       | GENJ | SVC CHARGES                          | 20.00      |            |                       |
| 60800      | Bank Charges                  | 11/30/16        | JE30       | GENJ | BANCO SVC CHG                        | 20.00      |            |                       |
| 60800      | Bank Charges                  | 12/31/16        | JE31       | GENJ | BANCO FEE                            | 20.00      |            |                       |
| 60800      | Bank Charges                  |                 |            |      | Change                               | 240.00     |            | 240.00                |
|            |                               | <b>12/31/16</b> |            |      | <b>Ending Balance</b>                |            |            | <b>240.00</b>         |
| 61300      | Contract Labor Expense        | 1/1/16          |            |      | Beginning Balance                    |            |            |                       |
| 61300      | Contract Labor Expense        | 6/8/16          | 5          | PJ   | EDGAR D. ROSS - JAN 5 - JUN 6, 2016  | 36,200.00  |            |                       |
| 61300      | Contract Labor Expense        | 10/31/16        | 2016-01    | PJ   | LEWIS CONSULTING LLC - NEGOTIATE     | 3,800.00   |            |                       |
| 61300      | Contract Labor Expense        | 11/30/16        | 2016-02    | PJ   | LEWIS CONSULTING LLC - VIESA CONS    | 5,000.00   |            |                       |
| 61300      | Contract Labor Expense        |                 |            |      | Change                               | 45,000.00  |            | 45,000.00             |
|            |                               | <b>12/31/16</b> |            |      | <b>Ending Balance</b>                |            |            | <b>45,000.00</b>      |
| 63000      | Insurance - Emp Health        | 1/1/16          |            |      | Beginning Balance                    |            |            |                       |
| 63000      | Insurance - Emp Health        | 8/30/16         | 323        | CDJ  | LINDA ESPRIT - SETTLE MASA DEDUCT    | 397.61     |            |                       |
| 63000      | Insurance - Emp Health        |                 |            |      | Change                               | 397.61     |            | 397.61                |
|            |                               | <b>12/31/16</b> |            |      | <b>Ending Balance</b>                |            |            | <b>397.61</b>         |
| 63200      | Insurance - Gen Liability     | 1/1/16          |            |      | Beginning Balance                    |            |            |                       |
| 63200      | Insurance - Gen Liability     | 1/28/16         | JE28       | GENJ | EXPENSE NOMINAL PREPAID INSUR RE     | 0.40       |            |                       |
| 63200      | Insurance - Gen Liability     |                 |            |      | Change                               | 0.40       |            | 0.40                  |
|            |                               | <b>12/31/16</b> |            |      | <b>Ending Balance</b>                |            |            | <b>0.40</b>           |

| Account ID | Account Description          | Date            | Reference  | Jrnl | Trans Description                  | Debit Amt | Credit Amt | Balance          |
|------------|------------------------------|-----------------|------------|------|------------------------------------|-----------|------------|------------------|
| 64500      | Legal Fees Expense           | 1/1/16          |            |      | Beginning Balance                  |           |            |                  |
| 64500      | Legal Fees Expense           | 1/1/16          | 1932       | PJ   | BECKSTEDT & ASSOCIATES - HIPPOLY   | 135.00    |            |                  |
| 64500      | Legal Fees Expense           | 1/1/16          | 1934       | PJ   | BECKSTEDT & ASSOCIATES - SANTIAG   | 112.50    |            |                  |
| 64500      | Legal Fees Expense           | 1/1/16          | 1935       | PJ   | BECKSTEDT & ASSOCIATES - HIPPOLY   | 22.50     |            |                  |
| 64500      | Legal Fees Expense           | 1/1/16          | 1936       | PJ   | BECKSTEDT & ASSOCIATES - JONES, JI | 1,745.00  |            |                  |
| 64500      | Legal Fees Expense           | 1/1/16          | 1937       | PJ   | BECKSTEDT & ASSOCIATES - MATTHEV   | 82.00     |            |                  |
| 64500      | Legal Fees Expense           | 1/1/16          | 1763       | PJ   | BECKSTEDT & ASSOCIATES - MATTHEV   | 400.00    |            |                  |
| 64500      | Legal Fees Expense           | 1/1/16          | 1762       | PJ   | BECKSTEDT & ASSOCIATES - JONES, JI | 1,095.00  |            |                  |
| 64500      | Legal Fees Expense           | 1/1/16          | 1761       | PJ   | BECKSTEDT & ASSOCIATES - HIPPOLY   | 2,890.00  |            |                  |
| 64500      | Legal Fees Expense           | 1/1/16          | 1759       | PJ   | BECKSTEDT & ASSOCIATES - SANTIAG   | 10,855.00 |            |                  |
| 64500      | Legal Fees Expense           | 2/4/16          | 1956       | PJ   | BECKSTEDT & ASSOCIATES - SANTIAG   | 1,552.50  |            |                  |
| 64500      | Legal Fees Expense           | 2/4/16          | 1957       | PJ   | BECKSTEDT & ASSOCIATES - JONES, JI | 2,518.50  |            |                  |
| 64500      | Legal Fees Expense           | 3/1/16          | 1976       | PJ   | BECKSTEDT & ASSOCIATES - SANTIAG   | 11,175.00 |            |                  |
| 64500      | Legal Fees Expense           | 3/1/16          | 1977       | PJ   | BECKSTEDT & ASSOCIATES - JONES, JI | 6,228.00  |            |                  |
| 64500      | Legal Fees Expense           | 3/1/16          | 167848     | PJ   | DUDLEY TOPPER AND FEUERZEIG LL -   | 3,280.00  |            |                  |
| 64500      | Legal Fees Expense           | 3/1/16          | 168038     | PJ   | DUDLEY TOPPER AND FEUERZEIG LL -   | 6,400.00  |            |                  |
| 64500      | Legal Fees Expense           | 4/1/16          | 2010       | PJ   | BECKSTEDT & ASSOCIATES - U/JONES,  | 1,215.00  |            |                  |
| 64500      | Legal Fees Expense           | 4/1/16          | 2008       | PJ   | BECKSTEDT & ASSOCIATES - U/SANTIA  | 900.00    |            |                  |
| 64500      | Legal Fees Expense           | 4/1/16          | 2006       | PJ   | BECKSTEDT & ASSOCIATES - U/GENER   | 275.00    |            |                  |
| 64500      | Legal Fees Expense           | 4/22/16         | 2046       | PJ   | BECKSTEDT & ASSOCIATES - U/SANTIA  | 3,300.00  |            |                  |
| 64500      | Legal Fees Expense           | 4/22/16         | 2048       | PJ   | BECKSTEDT & ASSOCIATES - Y/JONES,  | 330.00    |            |                  |
| 64500      | Legal Fees Expense           | 6/4/16          | 2093       | PJ   | BECKSTEDT & ASSOCIATES - U/SANTIA  | 925.00    |            |                  |
| 64500      | Legal Fees Expense           | 6/4/16          | 2095       | PJ   | BECKSTEDT & ASSOCIATES - U/JONES,  | 315.50    |            |                  |
| 64500      | Legal Fees Expense           | 7/8/16          | 2127       | PJ   | BECKSTEDT & ASSOCIATES - U/SANTIA  | 8,496.30  |            |                  |
| 64500      | Legal Fees Expense           | 7/8/16          | 2129       | PJ   | BECKSTEDT & ASSOCIATES - U/JONES,  | 395.00    |            |                  |
| 64500      | Legal Fees Expense           | 7/8/16          | 2130       | PJ   | BECKSTEDT & ASSOCIATES - U/VELASC  | 100.00    |            |                  |
| 64500      | Legal Fees Expense           | 7/30/16         | 2159       | PJ   | BECKSTEDT & ASSOCIATES - U/SANTIA  | 75.00     |            |                  |
| 64500      | Legal Fees Expense           | 7/30/16         | 2160       | PJ   | BECKSTEDT & ASSOCIATES - U/JONES,  | 2,352.50  |            |                  |
| 64500      | Legal Fees Expense           | 9/8/16          | 2193       | PJ   | BECKSTEDT & ASSOCIATES - U/JONES,  | 495.00    |            |                  |
| 64500      | Legal Fees Expense           | 11/3/16         | 2258       | PJ   | BECKSTEDT & ASSOCIATES - U/SANTIA  | 1,192.50  |            |                  |
| 64500      | Legal Fees Expense           | 12/4/16         | 2276       | PJ   | BECKSTEDT & ASSOCIATES - U/SANTIA  | 1,437.50  |            |                  |
| 64500      | Legal Fees Expense           |                 |            |      | Change                             | 70,295.30 |            | 70,295.30        |
|            |                              | <b>12/31/16</b> |            |      | <b>Ending Balance</b>              |           |            | <b>70,295.30</b> |
| 66400      | Rent Expense - Other         | 1/1/16          |            |      | Beginning Balance                  |           |            |                  |
| 66400      | Rent Expense - Other         | 1/5/16          | 284        | GENJ | TOPA PROPERTIES (JAN RENT)         | 733.33    |            |                  |
| 66400      | Rent Expense - Other         | 2/8/16          | CRA294     | GENJ | TOPA PROPERTIES (PSHIP DOC STORA   | 733.33    |            |                  |
| 66400      | Rent Expense - Other         | 3/9/16          | 295        | GENJ | TOPA PROPERTIES MAR 2016 RENT      | 733.33    |            |                  |
| 66400      | Rent Expense - Other         | 3/9/16          | 296        | GENJ | TOPA PROPERTIES APR 2016 RENT      | 733.33    |            |                  |
| 66400      | Rent Expense - Other         | 5/11/16         | 306        | GENJ | TOPA PROPERTIES - DOC WHSE (MAY)   | 733.33    |            |                  |
| 66400      | Rent Expense - Other         | 6/1/16          | 16-0601    | PJ   | TOPA PROPERTIES - STORAGE UNIT FC  | 765.61    |            |                  |
| 66400      | Rent Expense - Other         | 6/1/16          | 16-0701    | PJ   | TOPA PROPERTIES - JULY STORAGE IN  | 741.40    |            |                  |
| 66400      | Rent Expense - Other         | 8/1/16          | 16-0801-01 | PJ   | TOPA PROPERTIES - August Rent      | 741.40    |            |                  |
| 66400      | Rent Expense - Other         | 9/1/16          | 16-0901-01 | PJ   | TOPA PROPERTIES - SEPTEMBER REN    | 741.40    |            |                  |
| 66400      | Rent Expense - Other         | 10/1/16         | 16-1001-01 | PJ   | TOPA PROPERTIES - OCTOBER RENT     | 741.40    |            |                  |
| 66400      | Rent Expense - Other         | 11/1/16         | 16-1101-01 | PJ   | TOPA PROPERTIES - NOV RENT         | 741.40    |            |                  |
| 66400      | Rent Expense - Other         | 12/1/16         | 16-1201-01 | PJ   | TOPA PROPERTIES - DEC RENT         | 741.40    |            |                  |
| 66400      | Rent Expense - Other         |                 |            |      | Change                             | 8,880.66  |            | 8,880.66         |
|            |                              | <b>12/31/16</b> |            |      | <b>Ending Balance</b>              |           |            | <b>8,880.66</b>  |
| 67400      | Taxes - Empr FUTA Expense    | 1/1/16          |            |      | Beginning Balance                  |           |            |                  |
| 67400      | Taxes - Empr FUTA Expense    | 5/11/16         | SJ11       | GENJ | IRS REFUND RE 2012 FORM 940        |           | 9,935.49   |                  |
| 67400      | Taxes - Empr FUTA Expense    |                 |            |      | Change                             |           | 9,935.49   | -9,935.49        |
|            |                              | <b>12/31/16</b> |            |      | <b>Ending Balance</b>              |           |            | <b>-9,935.49</b> |
| 67500      | Taxes - Empr VI Unemp        | 1/1/16          |            |      | Beginning Balance                  |           |            |                  |
| 67500      | Taxes - Empr VI Unemp        | 6/10/16         | 313        | CDJ  | V.I. EMPLOYMENT SECURITY AGENC - \ | 12,082.65 |            |                  |
| 67500      | Taxes - Empr VI Unemp        | 6/10/16         | 314        | CDJ  | V.I. EMPLOYMENT SECURITY AGENC - \ | 240.00    |            |                  |
| 67500      | Taxes - Empr VI Unemp        | 6/10/16         | 315        | CDJ  | V.I. EMPLOYMENT SECURITY AGENC - \ | 725.00    |            |                  |
| 67500      | Taxes - Empr VI Unemp        | 10/27/16        | 16-1027-01 | PJ   | V.I. EMPLOYMENT SECURITY AGENC - F | 1,273.38  |            |                  |
| 67500      | Taxes - Empr VI Unemp        | 11/30/16        | 16-1130    | PJ   | V.I. EMPLOYMENT SECURITY AGENC - ( | 24,930.39 |            |                  |
| 67500      | Taxes - Empr VI Unemp        |                 |            |      | Change                             | 39,251.42 |            | 39,251.42        |
|            |                              | <b>12/31/16</b> |            |      | <b>Ending Balance</b>              |           |            | <b>39,251.42</b> |
| 80000      | Other Income (Expense)       | 1/1/16          |            |      | Beginning Balance                  |           |            |                  |
| 80000      | Other Income (Expense)       | 9/30/16         | JE30       | GENJ | VOID CK 227 THAT GALLOW'S BAY BAK  |           | 65.72      |                  |
| 80000      | Other Income (Expense)       | 12/31/16        | JE31       | GENJ | CLR STALE DATED CHECKS IN CLOSED   |           | 4,846.12   |                  |
| 80000      | Other Income (Expense)       |                 |            |      | Change                             |           | 4,911.84   | -4,911.84        |
|            |                              | <b>12/31/16</b> |            |      | <b>Ending Balance</b>              |           |            | <b>-4,911.84</b> |
| 80100      | Interest Income - Taxable    | 1/1/16          |            |      | Beginning Balance                  |           |            |                  |
| 80100      | Interest Income - Taxable    | 5/11/16         | SJ11       | GENJ | IRS REFUND RE 2012 FORM 940        |           | 249.05     |                  |
| 80100      | Interest Income - Taxable    |                 |            |      | Change                             |           | 249.05     | -249.05          |
|            |                              | <b>12/31/16</b> |            |      | <b>Ending Balance</b>              |           |            | <b>-249.05</b>   |
| 80150      | Interest Income - Nontaxable | 1/1/16          |            |      | Beginning Balance                  |           |            |                  |
| 80150      | Interest Income - Nontaxable | 1/31/16         | SJE03      | GENJ | POST BPPR NET MONTHLY ACTIVITY     |           | 20,000.00  |                  |
| 80150      | Interest Income - Nontaxable | 2/1/16          | SJE03      | GENJ | POST BPPR NET MONTHLY ACTIVITY     | 20,000.00 |            |                  |
| 80150      | Interest Income - Nontaxable | 2/29/16         | SJE03      | GENJ | POST BPPR NET MONTHLY ACTIVITY     |           | 36,250.00  |                  |
| 80150      | Interest Income - Nontaxable | 3/1/16          | SJE03      | GENJ | POST BPPR NET MONTHLY ACTIVITY     | 36,250.00 |            |                  |
| 80150      | Interest Income - Nontaxable | 3/31/16         | SJE03      | GENJ | POST BPPR NET MONTHLY ACTIVITY     |           | 43,343.75  |                  |
| 80150      | Interest Income - Nontaxable | 4/1/16          | SJE03      | GENJ | POST BPPR NET MONTHLY ACTIVITY     | 43,343.75 |            |                  |
| 80150      | Interest Income - Nontaxable | 4/30/16         | SJE03      | GENJ | POST BPPR NET MONTHLY ACTIVITY     |           | 48,968.75  |                  |
| 80150      | Interest Income - Nontaxable | 5/1/16          | SJE03      | GENJ | POST BPPR NET MONTHLY ACTIVITY     | 48,968.75 |            |                  |
| 80150      | Interest Income - Nontaxable | 5/31/16         | SJE103     | GENJ | POST BPPR NET MONTHLY ACTIVITY     |           | 65,218.75  |                  |

| Account ID | Account Description           | Date            | Reference | Jrnl | Trans Description              | Debit Amt  | Credit Amt   | Balance            |
|------------|-------------------------------|-----------------|-----------|------|--------------------------------|------------|--------------|--------------------|
| 80150      | Interest Income - Nontaxable  | 6/1/16          | SJE103    | GENJ | POST BPPR NET MONTHLY ACTIVITY | 65,218.75  |              |                    |
| 80150      | Interest Income - Nontaxable  | 6/30/16         | SJE103    | GENJ | POST BPPR NET MONTHLY ACTIVITY |            | 88,968.75    |                    |
| 80150      | Interest Income - Nontaxable  | 7/1/16          | SJE103    | GENJ | POST BPPR NET MONTHLY ACTIVITY | 88,968.75  |              |                    |
| 80150      | Interest Income - Nontaxable  | 7/31/16         | XJE103    | GENJ | POST BPPR NET MONTHLY ACTIVITY |            | 103,343.75   |                    |
| 80150      | Interest Income - Nontaxable  | 8/1/16          | XJE103    | GENJ | POST BPPR NET MONTHLY ACTIVITY | 103,343.75 |              |                    |
| 80150      | Interest Income - Nontaxable  | 8/31/16         | XJE103    | GENJ | POST BPPR NET MONTHLY ACTIVITY |            | 122,687.50   |                    |
| 80150      | Interest Income - Nontaxable  | 9/1/16          | XJE103    | GENJ | POST BPPR NET MONTHLY ACTIVITY | 122,687.50 |              |                    |
| 80150      | Interest Income - Nontaxable  | 9/30/16         | XJE103    | GENJ | POST BPPR NET MONTHLY ACTIVITY |            | 130,562.50   |                    |
| 80150      | Interest Income - Nontaxable  | 10/1/16         | XJE103    | GENJ | POST BPPR NET MONTHLY ACTIVITY | 130,562.50 |              |                    |
| 80150      | Interest Income - Nontaxable  | 10/31/16        | XJE103    | GENJ | POST BPPR NET MONTHLY ACTIVITY |            | 140,968.06   |                    |
| 80150      | Interest Income - Nontaxable  | 11/1/16         | XJE103    | GENJ | POST BPPR NET MONTHLY ACTIVITY | 140,968.06 |              |                    |
| 80150      | Interest Income - Nontaxable  | 11/30/16        | XJE103    | GENJ | POST BPPR NET MONTHLY ACTIVITY |            | 153,280.56   |                    |
| 80150      | Interest Income - Nontaxable  | 12/1/16         | XJE103    | GENJ | POST BPPR NET MONTHLY ACTIVITY | 153,280.56 |              |                    |
| 80150      | Interest Income - Nontaxable  | 12/31/16        | XJE103    | GENJ | POST BPPR NET MONTHLY ACTIVITY |            | 178,159.03   |                    |
| 80150      | Interest Income - Nontaxable  |                 |           |      | Change                         | 953,592.37 | 1,131,751.40 | -178,159.03        |
|            |                               | <b>12/31/16</b> |           |      | <b>Ending Balance</b>          |            |              | <b>-178,159.03</b> |
|            |                               |                 |           |      | Beginning Balance              |            |              |                    |
| 80200      | Dividend Income               | 1/1/16          |           |      |                                |            |              |                    |
| 80200      | Dividend Income               | 1/31/16         | SJE03     | GENJ | POST BPPR NET MONTHLY ACTIVITY |            | 1.15         |                    |
| 80200      | Dividend Income               | 2/1/16          | SJE03     | GENJ | POST BPPR NET MONTHLY ACTIVITY | 1.15       |              |                    |
| 80200      | Dividend Income               | 2/29/16         | SJE03     | GENJ | POST BPPR NET MONTHLY ACTIVITY |            | 2.31         |                    |
| 80200      | Dividend Income               | 3/1/16          | SJE03     | GENJ | POST BPPR NET MONTHLY ACTIVITY | 2.31       |              |                    |
| 80200      | Dividend Income               | 3/31/16         | SJE03     | GENJ | POST BPPR NET MONTHLY ACTIVITY |            | 18,399.44    |                    |
| 80200      | Dividend Income               | 4/1/16          | SJE03     | GENJ | POST BPPR NET MONTHLY ACTIVITY | 18,399.44  |              |                    |
| 80200      | Dividend Income               | 4/30/16         | SJE03     | GENJ | POST BPPR NET MONTHLY ACTIVITY |            | 18,400.86    |                    |
| 80200      | Dividend Income               | 5/1/16          | SJE03     | GENJ | POST BPPR NET MONTHLY ACTIVITY | 18,400.86  |              |                    |
| 80200      | Dividend Income               | 5/31/16         | SJE103    | GENJ | POST BPPR NET MONTHLY ACTIVITY |            | 18,402.37    |                    |
| 80200      | Dividend Income               | 6/1/16          | SJE103    | GENJ | POST BPPR NET MONTHLY ACTIVITY | 18,402.37  |              |                    |
| 80200      | Dividend Income               | 6/30/16         | SJE103    | GENJ | POST BPPR NET MONTHLY ACTIVITY |            | 42,096.21    |                    |
| 80200      | Dividend Income               | 7/1/16          | SJE103    | GENJ | POST BPPR NET MONTHLY ACTIVITY | 42,096.21  |              |                    |
| 80200      | Dividend Income               | 7/31/16         | XJE103    | GENJ | POST BPPR NET MONTHLY ACTIVITY |            | 42,097.99    |                    |
| 80200      | Dividend Income               | 8/1/16          | XJE103    | GENJ | POST BPPR NET MONTHLY ACTIVITY | 42,097.99  |              |                    |
| 80200      | Dividend Income               | 8/31/16         | XJE103    | GENJ | POST BPPR NET MONTHLY ACTIVITY |            | 42,100.90    |                    |
| 80200      | Dividend Income               | 9/1/16          | XJE103    | GENJ | POST BPPR NET MONTHLY ACTIVITY | 42,100.90  |              |                    |
| 80200      | Dividend Income               | 9/30/16         | XJE103    | GENJ | POST BPPR NET MONTHLY ACTIVITY |            | 55,973.10    |                    |
| 80200      | Dividend Income               | 10/1/16         | XJE103    | GENJ | POST BPPR NET MONTHLY ACTIVITY | 55,973.10  |              |                    |
| 80200      | Dividend Income               | 10/31/16        | XJE103    | GENJ | POST BPPR NET MONTHLY ACTIVITY |            | 55,974.25    |                    |
| 80200      | Dividend Income               | 11/1/16         | XJE103    | GENJ | POST BPPR NET MONTHLY ACTIVITY | 55,974.25  |              |                    |
| 80200      | Dividend Income               | 11/30/16        | XJE103    | GENJ | POST BPPR NET MONTHLY ACTIVITY |            | 55,975.77    |                    |
| 80200      | Dividend Income               | 12/1/16         | XJE103    | GENJ | POST BPPR NET MONTHLY ACTIVITY | 55,975.77  |              |                    |
| 80200      | Dividend Income               | 12/31/16        | XJE103    | GENJ | POST BPPR NET MONTHLY ACTIVITY |            | 82,308.09    |                    |
| 80200      | Dividend Income               |                 |           |      | Change                         | 349,424.35 | 431,732.44   | -82,308.09         |
|            |                               | <b>12/31/16</b> |           |      | <b>Ending Balance</b>          |            |              | <b>-82,308.09</b>  |
|            |                               |                 |           |      | Beginning Balance              |            |              |                    |
| 80800      | Broker & Account Mgt Fees     | 1/1/16          |           |      |                                |            |              |                    |
| 80800      | Broker & Account Mgt Fees     | 1/31/16         | SJE03     | GENJ | POST BPPR NET MONTHLY ACTIVITY | 12,774.99  |              |                    |
| 80800      | Broker & Account Mgt Fees     | 2/1/16          | SJE03     | GENJ | POST BPPR NET MONTHLY ACTIVITY |            | 12,774.99    |                    |
| 80800      | Broker & Account Mgt Fees     | 2/29/16         | SJE03     | GENJ | POST BPPR NET MONTHLY ACTIVITY | 12,774.99  |              |                    |
| 80800      | Broker & Account Mgt Fees     | 3/1/16          | SJE03     | GENJ | POST BPPR NET MONTHLY ACTIVITY |            | 12,774.99    |                    |
| 80800      | Broker & Account Mgt Fees     | 3/31/16         | SJE03     | GENJ | POST BPPR NET MONTHLY ACTIVITY | 12,774.99  |              |                    |
| 80800      | Broker & Account Mgt Fees     | 4/1/16          | SJE03     | GENJ | POST BPPR NET MONTHLY ACTIVITY |            | 12,774.99    |                    |
| 80800      | Broker & Account Mgt Fees     | 4/30/16         | SJE03     | GENJ | POST BPPR NET MONTHLY ACTIVITY | 25,734.04  |              |                    |
| 80800      | Broker & Account Mgt Fees     | 5/1/16          | SJE03     | GENJ | POST BPPR NET MONTHLY ACTIVITY |            | 25,734.04    |                    |
| 80800      | Broker & Account Mgt Fees     | 5/31/16         | SJE103    | GENJ | POST BPPR NET MONTHLY ACTIVITY | 25,734.04  |              |                    |
| 80800      | Broker & Account Mgt Fees     | 6/1/16          | SJE103    | GENJ | POST BPPR NET MONTHLY ACTIVITY |            | 25,734.04    |                    |
| 80800      | Broker & Account Mgt Fees     | 6/30/16         | SJE103    | GENJ | POST BPPR NET MONTHLY ACTIVITY | 25,734.04  |              |                    |
| 80800      | Broker & Account Mgt Fees     | 7/1/16          | SJE103    | GENJ | POST BPPR NET MONTHLY ACTIVITY |            | 25,734.04    |                    |
| 80800      | Broker & Account Mgt Fees     | 7/31/16         | XJE103    | GENJ | POST BPPR NET MONTHLY ACTIVITY | 39,031.37  |              |                    |
| 80800      | Broker & Account Mgt Fees     | 8/1/16          | XJE103    | GENJ | POST BPPR NET MONTHLY ACTIVITY |            | 39,031.37    |                    |
| 80800      | Broker & Account Mgt Fees     | 8/31/16         | XJE103    | GENJ | POST BPPR NET MONTHLY ACTIVITY | 39,031.37  |              |                    |
| 80800      | Broker & Account Mgt Fees     | 9/1/16          | XJE103    | GENJ | POST BPPR NET MONTHLY ACTIVITY |            | 39,031.37    |                    |
| 80800      | Broker & Account Mgt Fees     | 9/30/16         | XJE103    | GENJ | POST BPPR NET MONTHLY ACTIVITY | 39,031.37  |              |                    |
| 80800      | Broker & Account Mgt Fees     | 10/1/16         | XJE103    | GENJ | POST BPPR NET MONTHLY ACTIVITY |            | 39,031.37    |                    |
| 80800      | Broker & Account Mgt Fees     | 10/31/16        | XJE103    | GENJ | POST BPPR NET MONTHLY ACTIVITY | 52,571.43  |              |                    |
| 80800      | Broker & Account Mgt Fees     | 11/1/16         | XJE103    | GENJ | POST BPPR NET MONTHLY ACTIVITY |            | 52,571.43    |                    |
| 80800      | Broker & Account Mgt Fees     | 11/30/16        | XJE103    | GENJ | POST BPPR NET MONTHLY ACTIVITY | 52,571.43  |              |                    |
| 80800      | Broker & Account Mgt Fees     | 12/1/16         | XJE103    | GENJ | POST BPPR NET MONTHLY ACTIVITY |            | 52,571.43    |                    |
| 80800      | Broker & Account Mgt Fees     | 12/31/16        | XJE103    | GENJ | POST BPPR NET MONTHLY ACTIVITY | 52,571.43  |              |                    |
| 80800      | Broker & Account Mgt Fees     |                 |           |      | Change                         | 390,335.49 | 337,764.06   | 52,571.43          |
|            |                               | <b>12/31/16</b> |           |      | <b>Ending Balance</b>          |            |              | <b>52,571.43</b>   |
|            |                               |                 |           |      | Beginning Balance              |            |              |                    |
| 81100      | Proceeds from Securities Sold | 1/1/16          |           |      |                                |            |              |                    |
| 81100      | Proceeds from Securities Sold | 3/31/16         | SJE03     | GENJ | POST BPPR NET MONTHLY ACTIVITY |            | 248,088.50   |                    |
| 81100      | Proceeds from Securities Sold | 4/1/16          | SJE03     | GENJ | POST BPPR NET MONTHLY ACTIVITY | 248,088.50 |              |                    |
| 81100      | Proceeds from Securities Sold | 4/30/16         | SJE03     | GENJ | POST BPPR NET MONTHLY ACTIVITY |            | 248,088.50   |                    |
| 81100      | Proceeds from Securities Sold | 5/1/16          | SJE03     | GENJ | POST BPPR NET MONTHLY ACTIVITY | 248,088.50 |              |                    |
| 81100      | Proceeds from Securities Sold | 5/31/16         | SJE103    | GENJ | POST BPPR NET MONTHLY ACTIVITY |            | 248,088.50   |                    |
| 81100      | Proceeds from Securities Sold | 6/1/16          | SJE103    | GENJ | POST BPPR NET MONTHLY ACTIVITY | 248,088.50 |              |                    |
| 81100      | Proceeds from Securities Sold | 6/30/16         | SJE103    | GENJ | POST BPPR NET MONTHLY ACTIVITY |            | 248,088.50   |                    |
| 81100      | Proceeds from Securities Sold | 7/1/16          | SJE103    | GENJ | POST BPPR NET MONTHLY ACTIVITY | 248,088.50 |              |                    |
| 81100      | Proceeds from Securities Sold | 7/31/16         | XJE103    | GENJ | POST BPPR NET MONTHLY ACTIVITY |            | 248,088.50   |                    |
| 81100      | Proceeds from Securities Sold | 8/1/16          | XJE103    | GENJ | POST BPPR NET MONTHLY ACTIVITY | 248,088.50 |              |                    |

| Account ID | Account Description           | Date            | Reference | Jrnl | Trans Description              | Debit Amt    | Credit Amt   | Balance            |
|------------|-------------------------------|-----------------|-----------|------|--------------------------------|--------------|--------------|--------------------|
| 81100      | Proceeds from Securities Sold | 8/31/16         | XJE103    | GENJ | POST BPPR NET MONTHLY ACTIVITY |              | 497,483.00   |                    |
| 81100      | Proceeds from Securities Sold | 9/1/16          | XJE103    | GENJ | POST BPPR NET MONTHLY ACTIVITY | 497,483.00   |              |                    |
| 81100      | Proceeds from Securities Sold | 9/30/16         | XJE103    | GENJ | POST BPPR NET MONTHLY ACTIVITY |              | 497,483.00   |                    |
| 81100      | Proceeds from Securities Sold | 10/1/16         | XJE103    | GENJ | POST BPPR NET MONTHLY ACTIVITY | 497,483.00   |              |                    |
| 81100      | Proceeds from Securities Sold | 10/31/16        | XJE103    | GENJ | POST BPPR NET MONTHLY ACTIVITY |              | 497,483.00   |                    |
| 81100      | Proceeds from Securities Sold | 11/1/16         | XJE103    | GENJ | POST BPPR NET MONTHLY ACTIVITY | 497,483.00   |              |                    |
| 81100      | Proceeds from Securities Sold | 11/30/16        | XJE103    | GENJ | POST BPPR NET MONTHLY ACTIVITY |              | 675,818.00   |                    |
| 81100      | Proceeds from Securities Sold | 12/1/16         | XJE103    | GENJ | POST BPPR NET MONTHLY ACTIVITY | 675,818.00   |              |                    |
| 81100      | Proceeds from Securities Sold | 12/31/16        | XJE103    | GENJ | POST BPPR NET MONTHLY ACTIVITY |              | 817,845.72   |                    |
| 81100      | Proceeds from Securities Sold |                 |           |      | Change                         | 3,408,709.50 | 4,226,555.22 | -817,845.72        |
|            |                               | <b>12/31/16</b> |           |      | <b>Ending Balance</b>          |              |              | <b>-817,845.72</b> |
| 81200      | Cost of Securities Sold       | 1/1/16          |           |      | Beginning Balance              |              |              |                    |
| 81200      | Cost of Securities Sold       | 3/31/16         | SJE03     | GENJ | POST BPPR NET MONTHLY ACTIVITY | 243,377.86   |              |                    |
| 81200      | Cost of Securities Sold       | 4/1/16          | SJE03     | GENJ | POST BPPR NET MONTHLY ACTIVITY |              | 243,377.86   |                    |
| 81200      | Cost of Securities Sold       | 4/30/16         | SJE03     | GENJ | POST BPPR NET MONTHLY ACTIVITY | 243,377.86   |              |                    |
| 81200      | Cost of Securities Sold       | 5/1/16          | SJE03     | GENJ | POST BPPR NET MONTHLY ACTIVITY |              | 243,377.86   |                    |
| 81200      | Cost of Securities Sold       | 5/31/16         | SJE103    | GENJ | POST BPPR NET MONTHLY ACTIVITY | 243,377.86   |              |                    |
| 81200      | Cost of Securities Sold       | 6/1/16          | SJE103    | GENJ | POST BPPR NET MONTHLY ACTIVITY |              | 243,377.86   |                    |
| 81200      | Cost of Securities Sold       | 6/30/16         | SJE103    | GENJ | POST BPPR NET MONTHLY ACTIVITY | 243,377.86   |              |                    |
| 81200      | Cost of Securities Sold       | 7/1/16          | SJE103    | GENJ | POST BPPR NET MONTHLY ACTIVITY |              | 243,377.86   |                    |
| 81200      | Cost of Securities Sold       | 7/31/16         | XJE103    | GENJ | POST BPPR NET MONTHLY ACTIVITY | 243,377.86   |              |                    |
| 81200      | Cost of Securities Sold       | 8/1/16          | XJE103    | GENJ | POST BPPR NET MONTHLY ACTIVITY |              | 243,377.86   |                    |
| 81200      | Cost of Securities Sold       | 8/31/16         | XJE103    | GENJ | POST BPPR NET MONTHLY ACTIVITY | 479,020.37   |              |                    |
| 81200      | Cost of Securities Sold       | 9/1/16          | XJE103    | GENJ | POST BPPR NET MONTHLY ACTIVITY |              | 479,020.37   |                    |
| 81200      | Cost of Securities Sold       | 9/30/16         | XJE103    | GENJ | POST BPPR NET MONTHLY ACTIVITY | 479,020.37   |              |                    |
| 81200      | Cost of Securities Sold       | 10/1/16         | XJE103    | GENJ | POST BPPR NET MONTHLY ACTIVITY |              | 479,020.37   |                    |
| 81200      | Cost of Securities Sold       | 10/31/16        | XJE103    | GENJ | POST BPPR NET MONTHLY ACTIVITY | 479,020.37   |              |                    |
| 81200      | Cost of Securities Sold       | 11/1/16         | XJE103    | GENJ | POST BPPR NET MONTHLY ACTIVITY |              | 479,020.37   |                    |
| 81200      | Cost of Securities Sold       | 11/30/16        | XJE103    | GENJ | POST BPPR NET MONTHLY ACTIVITY | 666,530.68   |              |                    |
| 81200      | Cost of Securities Sold       | 12/1/16         | XJE103    | GENJ | POST BPPR NET MONTHLY ACTIVITY |              | 666,530.68   |                    |
| 81200      | Cost of Securities Sold       | 12/31/16        | XJE103    | GENJ | POST BPPR NET MONTHLY ACTIVITY | 824,167.34   |              |                    |
| 81200      | Cost of Securities Sold       |                 |           |      | Change                         | 4,144,648.43 | 3,320,481.09 | 824,167.34         |
|            |                               | <b>12/31/16</b> |           |      | <b>Ending Balance</b>          |              |              | <b>824,167.34</b>  |
| 81300      | Basis Adj's Securities Sold   | 1/1/16          |           |      | Beginning Balance              |              |              |                    |
| 81300      | Basis Adj's Securities Sold   | 1/31/16         | SJE03     | GENJ | POST BPPR NET MONTHLY ACTIVITY | 5,302.15     |              |                    |
| 81300      | Basis Adj's Securities Sold   | 2/1/16          | SJE03     | GENJ | POST BPPR NET MONTHLY ACTIVITY |              | 5,302.15     |                    |
| 81300      | Basis Adj's Securities Sold   | 2/29/16         | SJE03     | GENJ | POST BPPR NET MONTHLY ACTIVITY | 10,982.84    |              |                    |
| 81300      | Basis Adj's Securities Sold   | 3/1/16          | SJE03     | GENJ | POST BPPR NET MONTHLY ACTIVITY |              | 10,982.84    |                    |
| 81300      | Basis Adj's Securities Sold   | 3/31/16         | SJE03     | GENJ | POST BPPR NET MONTHLY ACTIVITY | 16,096.15    |              |                    |
| 81300      | Basis Adj's Securities Sold   | 4/1/16          | SJE03     | GENJ | POST BPPR NET MONTHLY ACTIVITY |              | 16,096.15    |                    |
| 81300      | Basis Adj's Securities Sold   | 4/30/16         | SJE03     | GENJ | POST BPPR NET MONTHLY ACTIVITY | 21,073.66    |              |                    |
| 81300      | Basis Adj's Securities Sold   | 5/1/16          | SJE03     | GENJ | POST BPPR NET MONTHLY ACTIVITY |              | 21,073.66    |                    |
| 81300      | Basis Adj's Securities Sold   | 5/31/16         | SJE103    | GENJ | POST BPPR NET MONTHLY ACTIVITY | 26,402.80    |              |                    |
| 81300      | Basis Adj's Securities Sold   | 6/1/16          | SJE103    | GENJ | POST BPPR NET MONTHLY ACTIVITY |              | 26,402.80    |                    |
| 81300      | Basis Adj's Securities Sold   | 6/30/16         | SJE103    | GENJ | POST BPPR NET MONTHLY ACTIVITY | 31,582.44    |              |                    |
| 81300      | Basis Adj's Securities Sold   | 7/1/16          | SJE103    | GENJ | POST BPPR NET MONTHLY ACTIVITY |              | 31,582.44    |                    |
| 81300      | Basis Adj's Securities Sold   | 7/31/16         | XJE103    | GENJ | POST BPPR NET MONTHLY ACTIVITY | 36,599.70    |              |                    |
| 81300      | Basis Adj's Securities Sold   | 8/1/16          | XJE103    | GENJ | POST BPPR NET MONTHLY ACTIVITY |              | 36,599.70    |                    |
| 81300      | Basis Adj's Securities Sold   | 8/31/16         | XJE103    | GENJ | POST BPPR NET MONTHLY ACTIVITY | 44,669.66    |              |                    |
| 81300      | Basis Adj's Securities Sold   | 9/1/16          | XJE103    | GENJ | POST BPPR NET MONTHLY ACTIVITY |              | 44,669.66    |                    |
| 81300      | Basis Adj's Securities Sold   | 9/30/16         | XJE103    | GENJ | POST BPPR NET MONTHLY ACTIVITY | 50,236.38    |              |                    |
| 81300      | Basis Adj's Securities Sold   | 10/1/16         | XJE103    | GENJ | POST BPPR NET MONTHLY ACTIVITY |              | 50,236.38    |                    |
| 81300      | Basis Adj's Securities Sold   | 10/31/16        | XJE103    | GENJ | POST BPPR NET MONTHLY ACTIVITY | 55,811.00    |              |                    |
| 81300      | Basis Adj's Securities Sold   | 11/1/16         | XJE103    | GENJ | POST BPPR NET MONTHLY ACTIVITY |              | 55,811.00    |                    |
| 81300      | Basis Adj's Securities Sold   | 11/30/16        | XJE103    | GENJ | POST BPPR NET MONTHLY ACTIVITY | 61,272.96    |              |                    |
| 81300      | Basis Adj's Securities Sold   | 12/1/16         | XJE103    | GENJ | POST BPPR NET MONTHLY ACTIVITY |              | 61,272.96    |                    |
| 81300      | Basis Adj's Securities Sold   | 12/31/16        | XJE103    | GENJ | POST BPPR NET MONTHLY ACTIVITY | 66,569.15    |              |                    |
| 81300      | Basis Adj's Securities Sold   |                 |           |      | Change                         | 426,598.89   | 360,029.74   | 66,569.15          |
|            |                               | <b>12/31/16</b> |           |      | <b>Ending Balance</b>          |              |              | <b>66,569.15</b>   |
| 83100      | ST Cap Gain Distrib's - BPPR  | 1/1/16          |           |      | Beginning Balance              |              |              |                    |
| 83100      | ST Cap Gain Distrib's - BPPR  | 12/31/16        | XJE103    | GENJ | POST BPPR NET MONTHLY ACTIVITY |              | 208.97       |                    |
| 83100      | ST Cap Gain Distrib's - BPPR  |                 |           |      | Change                         |              | 208.97       | -208.97            |
|            |                               | <b>12/31/16</b> |           |      | <b>Ending Balance</b>          |              |              | <b>-208.97</b>     |
| 83200      | LT Cap Gain Distrib's - BPPR  | 1/1/16          |           |      | Beginning Balance              |              |              |                    |
| 83200      | LT Cap Gain Distrib's - BPPR  | 12/31/16        | XJE103    | GENJ | POST BPPR NET MONTHLY ACTIVITY |              | 12,398.10    |                    |
| 83200      | LT Cap Gain Distrib's - BPPR  |                 |           |      | Change                         |              | 12,398.10    | -12,398.10         |
|            |                               | <b>12/31/16</b> |           |      | <b>Ending Balance</b>          |              |              | <b>-12,398.10</b>  |

**IN THE SUPERIOR COURT OF THE VIRGIN ISLANDS  
DIVISION OF ST. CROIX**

|  |   |                          |
|--|---|--------------------------|
| WALEED HAMED, as Executor of the           | ) |                          |
| Estate of MOHAMMAD HAMED,                  | ) |                          |
|  | ) |                          |
| Plaintiff/Counterclaim Defendant,          | ) | CIVIL NO. SX-12-CV-370   |
| v.   | ) |                          |
|  | ) |                          |
| FATHI YUSUF and UNITED CORPORATION,        | ) | ACTION FOR INJUNCTIVE    |
|  | ) | RELIEF, DECLARATORY      |
|  | ) | JUDGMENT, AND            |
| Defendants/Counterclaimants,               | ) | PARTNERSHIP DISSOLUTION, |
| v.   | ) | WIND UP, AND ACCOUNTING  |
|  | ) |                          |
| WALEED HAMED, WAHEED HAMED,                | ) |                          |
| MUFEED HAMED, HISHAM HAMED, and            | ) |                          |
| PLESSEN ENTERPRISES, INC.,                 | ) |                          |
|  | ) |                          |
| <u>Additional Counterclaim Defendants.</u> | ) | Consolidated With        |
|  | ) |                          |
| WALEED HAMED, as Executor of the           | ) |                          |
| Estate of MOHAMMAD HAMED,                  | ) |                          |
|  | ) |                          |
| Plaintiff,                                 | ) | CIVIL NO. SX-14-CV-287   |
| v.   | ) |                          |
|  | ) |                          |
| UNITED CORPORATION,                        | ) | ACTION FOR DAMAGES AND   |
|  | ) | DECLARATORY JUDGMENT     |
| <u>Defendant.</u>                          | ) |                          |
|  | ) |                          |
| WALEED HAMED, as Executor of the           | ) |                          |
| Estate of MOHAMMAD HAMED,                  | ) |                          |
|  | ) |                          |
| Plaintiff,                                 | ) | CIVIL NO. SX-14-CV-278   |
| v.   | ) |                          |
|  | ) |                          |
| FATHI YUSUF,                               | ) | ACTION FOR DEBT AND      |
|  | ) | CONVERSION               |
| <u>Defendant.</u>                          | ) |                          |

**YUSUF’S OPPOSITION TO HAMED’S MOTION TO COMPEL  
AS TO YUSUF CLAIM Y-7 – LEDGER BALANCE OWED TO UNITED AND YUSUF  
CLAIM Y-9 UNREIMBURSED TRANSFERS FROM UNITED**

Defendant/counterclaimant Fathi Yusuf (“Yusuf”) and United Corporation (“United”), through their undersigned counsel, respectfully submits this Opposition to Hamed’s Motion to Compel as to Yusuf Claim Y-7 – Ledger Balance Owed to United and Yusuf Claim Y-9 Unreimbursed Transfers from United as follows:

**I. Hamed’s Discovery Remains Objectionable.**

Hamed submitted Interrogatories which quote large swaths of prior testimony and reference exhibits that are not attached and which ask compounding upon compounding questions. For example:

**Interrogatory 15 of 50:**

Interrogatory 15 of 50 relates to Claim Y-y- as described in Hamed’s November 16, 2017 Motion for a Hearing Before Special Master as “Ledger Balances Owed United” and Exhibit H to Yusuf’s Original Claims, Ledger Sheet Reflecting United’s Payments for Plaza Extra.

Please fully describe Exhibit H “Ledger Sheets Reflecting United’s Payments for Plaza Extra,” including, but not limited to, the physical location where this ledger sheet was found, who first found this ledger sheet, how this ledger sheet made it to its physical location, when the ledger sheet was placed in the location where it was found, whether the FBI ever had possession of this ledger sheet and if so, the dates of that possession, whether the ledger sheet is part of a larger document, and if so, the total number of pages in the larger document, an explanation of each entry on the ledger sheet, including, but not limited to, the date of each transaction reflected in each entry (including the year), a description of each entry (*e.g.*, what is the name of the person the bedroom set in 1998 was purchased for), an explanation of why each entry is a business expense of the Partnership, and a description of the documents supporting each expenditure description (*e.g.*, an invoice). Also, for each such entry, state the length of time that passed between each entry and the date the FBI seized the document – with a description of all bank, investment and other documents referenced in the exhibit or your explanation.

Defendants objected on the grounds that the Interrogatory was vague, ambiguous and compound and operated as an end run as to the agreed upon limited number of interrogatories that could be propounded. This Interrogatory contains 14 separate questions as to each entry including a history of the chain of custody of the ledger.



Likewise, Hamed's Interrogatories 44, 45 and 47 contain extensive quotations from testimony and references to exhibits not included and thus, are vague, ambiguous and compound.

To demonstrate the unusual nature of the interrogatories, they are fully reproduced herein:

Page 4 - Hamed's 7th Claims Interrogatories - 42-48

**Interrogatory 44 of 50:**

Keeping in mind that Maher Yusuf was testifying for United (as its President) in this deposition (it is captioned "30(B)(6) OF UNITED CORP. - MAHER "MIKE" YUSUF) and that Maher Yusuf's testimony, most clearly at pages 73-75, is that the receipts that were added to "calculate" \$1.6 million figure and in the Black Books and ledgers were **not** between Hamed and United, but **rather** between the Hameds and the Yusufs -- correcting amounts in the supermarket partnership, not with United.

Q. (Mr. Hartmann) Okay. And I now am going to show you an Exhibit numbered 149, which is Bates numbered at the upper right-hand corner, HAMD200105, and is a letter addressed on United Corporation stationery to Mr. Mohammad Hamed on August 22nd, 2012 from Fathi Yusuf. Did -- did Fathi Yusuf draw up this letter, or did you?

A. I don't recall if it was me, or me and him, or me alone. I -- I -- I don't -- I don't remember.

Q. Okay. But both of these letters were sent from Fathi Yusuf, right?

A. Yes.

Q. Okay. As a matter of fact, let's look at -- at 144. That's the one with the math on it, or 146, whichever you want.

A. Okay.

Q. Yeah, it's the same one. What does the signature on 144 or 146 say? Whose signature is that?

A. That's my signa --

Q. You recognize it?

A. -- my signature.

Q. Your signature. But it says, For the Fathi Yusuf, right?

A. Right.

Q. Why would Fathi Yusuf -- you were the president, right, of United?

A. Yes.

**Q. And -- and these were not adjustments for United Corporation, these were adjustments for Plaza Extra Supermarkets, is that correct?**

**A. Yes.**

**Q. Is that why Fathi Yusuf's name appears on all three of these, because these are partnership reconciliations?**

**A. Yes. It's for -- it's withdrawals from the store.**

Q. Okay.

A. I mean, what's so hard in that?

Q. Nothing.

explain in detail, including reference to the phrases "these were **not** adjustments for United Corporation" but were "partnership reconciliations", any applicable documents, dates, conversations, to whom (or what entity) the amounts are owed, witnesses, to what person or entity United and Mike Yusuf as its President understood the claims against Hamed were owed on April 3, 2014 and if, how and why that has since changed.

*See also Interrogatory No. 45:*



**Interrogatory 45 of 50:**

Similarly, Maher Yusuf testified that the ledger excerpts sent in regard to this case were not the full set of all such ledgers, most clearly at pages 57-58:

A. I mean, Mr. Mohammad was pulling, you know, he was pulling some good money.

Q. Right. And if your father wanted to, you called it "pulling some good money"?

A. Yeah, he was pulling some good money, from the numbers you see here.

Q. I see. And was your father pulling some good money?

A. From where?

Q. From you.

A. He was not here. He was in St. Thomas.

Q. No, no. I'm just asking the question. Was he -- first, let's start with, was he pulling it from you?

A. No.

Q. No. Where was your father pulling it?

A. I'm not sure where he was pulling it from. I was not there where he was.

Q. Okay. He was in St. Thomas, right?

A. He was in St. Thomas. I'm in St. Croix.

Q. Okay. So if money was coming out by your father in St. Thomas, you wouldn't have been the one keeping the records, right?

A. No.

explain in detail, including (but not limited to) reference to any applicable documents, dates, conversations, to whom (or what entity) the amounts are owed, witnesses, how many total ledger books existed at different times in the Partnership at each location, more particularly in 2001 prior to the FBI-raid, on September 17, 2006 and presently -- where they are and how it can be determined that they are complete with regard to the amounts that Fathi Yusuf "pulled" as that term is used here by Maher Yusuf?

See also Interrogatory No. 47:

**Interrogatory 47 of 50:**

Similarly, Maher Yusuf testified that the ledger entries referenced in regard to this case were sometimes made in ledgers, but also sometimes made in "receipts" and that many of those receipts were destroyed prior to the FBI raid in 2001, most clearly at pages 58-63:

Q. Okay. So -- so for every time money was withdrawn from the safe, one of two things -- when you were in control of it, one or two things happened, is that correct? Either you wrote a line in the ledger for Mohammad Hamed, or you filled out one of these receipts.

A. Right.

Q. What did -- was there a generic name for these receipts that everybody called them?

A. Receipts.

Q. Were they called chits ever?

A. You guys came up with that word.

Q. Oh, okay.

A. I never heard that word before.

Q. Okay. So these were all receipts.

A. Right.

Q. Okay. And -- and so for every transaction where cash was removed from any of the safes, -- There were three safe rooms, one in each store, is that correct?

A. Yes.

Q. -- there would have either been an entry in a ledger, or a receipt, is that correct?

A. Entry in a ledger, or a receipt?

Yes, yes.

Q. Okay. And -- and so just let's take a year, for example, 1998. I know nothing about it. This is a hypothetical question. If in 1998 I went to all three stores and I added up all the ledger entries, and all the chit -- all the receipt entries, I could find out to the penny how much money the Hameds had withdrawn, and how much money the Yusufs had withdrawn, is that correct?

A. That's, yeah, if we could find the records, yes.

Q. Yes. And you say that like you are not sure you can find the records.

A. Well, the FBI came in and took a lot of our records. It's still held by the District Court.

Q. I see. But if you could get those all together and add them up, you could get a number, is that correct?

A. Should be able to, yes.

Q. Okay. And to the best of your knowledge, all of those receipts still exist today from 1986 on?

A. No.

Q. Okay. Why don't you tell me about that?

A. About what?

Q. Why -- why some of them don't exist?  
A. Should I explain -- that would explain the 1.6 that we have here on the letter.  
Q. I'll get there, I swear. I just want to -- right now, I just want to know, I asked you if I could go around and collect all these receipts, add them up and find out how much the Hameds took out, and how much the Yusufs. You said yes. And I said, So I should be able to do that from the -- from back till now, and you said, no, there's a problem. You said some might be in the possession of a third party.  
A. Right.  
Q. When I have those from the third party, will I then be able to get that number?  
A. To physically check every receipt by receipt?  
Q. Through all the --  
A. There's -- there's some receipt was destroyed by Waleed Hamed, and some receipts were destroyed by me.  
Q. Okay. Tell me about that.

explain in detail, including (but not limited to) reference to any applicable documents, dates, conversations, to whom (or what entity) the amounts are owed, witnesses, how it is possible to have a complete accounting of the ledgers when some transactions were included in ledgers, but others in receipts ("there would have **either** been an entry in a ledger, or a receipt ") and some of those ledgers or receipts were intentionally destroyed?

Defendants objected on the grounds that the discovery was vague, ambiguous and compound and then incorporated their response to Interrogatory No. 42 as their response to these three Interrogatories 44, 45 and 47. Defendants' response to Interrogatory No. 42 provides:

Without waiving any objection, Defendants submit that the factual details and evidentiary support in response to this Interrogatory are set forth in the various transcript testimony of which Hamed is well aware as well as in Defendants' Response to Hamed's Motion as to Hamed Claim H-2: \$2,704,786.25 Taken in 2012 by Yusuf filed on January 16, 2018 ("Yusuf's Brief"). Defendants incorporate herein by reference as if fully set forth herein verbatim such testimony and Yusuf's Brief with attachments as responsive to this Interrogatory.

See **Exhibit A** - Defendant's Responses to Interrogatories and **Exhibit B** -Yusuf's January 16, 2018 Brief incorporated by reference into the Response. Said brief references testimony and affidavits and includes exhibits which reflect the amounts related to this interrogatory. Hence, Defendants show that the discovery requests are objectionable and that the responses provided are

Defendants' efforts to attempt to respond, as best as possible, to poorly crafted discovery. There is no basis for the motion to compel as the requests are unclear and compound and thus, Defendants cannot comply.

As to RTP 6 and Defendants' response provide as follows:

**RFPDs 6 of 50:**

Request for the production of documents, number 6 of 50, relates to Claims Y-6, Y-7 and Y-9 – as described in Hamed's November 16, 2017 Motion for a Hearing Before Special Master as "Y-6 – Black Book Balances Owned United," "Y-7 –Ledger Balances Owed United," and "Y-9 – Unreimbursed Transfers from United."

Please provide all United Tenant Account bank statements from 1992 to the present, including all deposit slips and canceled checks; all Plaza Extra adjusted journal entries related to United transfers and general ledger statements from 1992 to the present (excluding those provided to the Hamed accountants on the Sage 50 system); as well as all invoices, receipts or other documentation substantiating each entry on Yusuf Exhibits to the Original Claims, G- Relevant



Black Book Entries, H- Ledger Sheets Reflecting United's Payments for Plaza Extra, and I- Summary and Supporting Documentation of Unreimbursed Transfers from United.

**Response:**

Defendants object to this interrogatory as vague, ambiguous, and compound such that the total number of requests for production together with their sub parts and other discovery exceeds the maximum allowable number of requests for production under the JDSP and violates both the spirit and the terms of the JDSP limiting the number of requests for production.

Defendants further object to the production of the United Tenant Account bank statements from 1992 to the present as overly broad and unduly burdensome. Yusuf Claim Y-9 relates to payments made by United in 1996 and attached to Yusuf's Accounting Claim was the supporting documentation for said claims for that limited period. Production of United's Tenant Account bank statements for four years prior to the claims at issue and for decades thereafter is unduly burdensome and unreasonably cumulative and duplicative, particularly as the information reflecting the substantive basis of the claim has been previously produced in the case and is reproduced as Exhibit I to Yusuf's Accounting Claims. V.I. R. Civ. P. 26(b)(2)(C)(i) and 26(b)(2)(D).

Defendants further object to the production of the ledger statements for 1992 through the present (with the exception of what has previously been produced) as unduly burdensome and unreasonably cumulative and duplicative given that the claims for Y-9 are limited to a single year 1996 and same was produced. V.I. R. Civ. P. 26(b)(2)(C)(i) and 26(b)(2)(D).

Further responding, Yusuf identifies and produces (where not previously produced) the following documents which are otherwise non-objectionable and responsive to this request:

The complete Black Book bate-stamped FY 004411 – 004477 (previously produced).

See also attached Bates FY 014955 which was previously produced as Exhibit H to

Yusuf's Accounting Claims.

Defendants deem this response and the objections thereto proper and in conformance with the rules.

As to RTP 7 and Defendants' Response, they provide as follows:

**RFPDs 7 of 50:**

Request for the production of documents, number 7 of 50, relates to Claims Y-6 and Y-7 – as described in Hamed's November 16, 2017 Motion for a Hearing Before Special Master as "Y-6 – Black Book Balances Owed United" and "Y-7- Ledger Balances Owed United."

Please provide the complete Black Book referenced in Yusuf Exhibits to the Original Claims, G- Relevant Black Book Entries and the complete ledger document referenced in Exhibit H – Ledger Sheets Reflecting United's Payments for Plaza Extra.

**Response:**

The complete Black Book bate-stamped FY 004411 – 004477 was previously produced. See also attached Bates FY 014955 which was previously produced as Exhibit H to Yusuf's Accounting Claims.

Defendants provided the complete Black Book as requested. There is no deficiency or further response required.

There can be no doubt that the Interrogatories are vague, unclear and difficult to decipher. They are ambiguous as it is uncertain exactly as to the question being asked and they are compound. Nonetheless, Defendants attempted to provide information on the topics addressed in the Interrogatory and incorporated its January 16, 2018 Brief with attachments. As to the RTP, Defendants have properly objected as to scope or otherwise provided the information requested. Hence, the responses and the objections to the discovery were proper and there is no basis to compel.

Not satisfied with the responses to his original in-artfully drafted inquiries, Hamed now seeks additional information and to expand the scope of this discovery and then claim that Defendants have failed to comply requiring the Court to compel them to respond to the expanded scope. *See* Hamed Motion to Compel, p. 19-20. If Hamed seeks to ask follow up questions or further inquire beyond the information originally requested, then Hamed can depose Mr. Yusuf. However, Defendants have properly and adequately responded to this discovery and properly supplemented their responses. Hence, there is no basis to grant Hamed's Motion to Compel.

Further, Hamed attempts to create the narrative that Yusuf ignored a Rule 37 letter. Yusuf shows that this is incorrect and disingenuous. Defendants properly objected and responded. Yusuf shows that there has been no lingering attempt to ignore any specific deficiency or unilateral attempt to avoid response.<sup>1</sup>

---

<sup>1</sup> Hamed continues to assert that counsel for Yusuf's inadvertent mis-calendaring of a conference call reflects some type of deliberate attempt to ignore or evade communication with counsel for Hamed. As explained previously, Counsel for Yusuf mistakenly mis-calendared the call for the following day (a Friday, which had been the parties standing time for weekly meetings regarding open issues in this case) and upon learning of the mistake immediately attempted to contact counsel for Hamed and reschedule for the following day to which counsel for Hamed refused. *See Exhibit C* - Email communication on December 20, 2018 at 10:33 a.m. from counsel for Yusuf to counsel for Hamed.

**CONCLUSION**

Yusuf's responses and objections to Interrogatories 15, 44, 45, and 47 and RTP 6 and 7 were proper and Yusuf respectfully requests that Hamed's Motion be denied.

Respectfully submitted,

**DUDLEY NEWMAN FEUERZEIG LLP**

**DATED:** November 4, 2019

By: /s/Charlotte K. Perrell  
**GREGORY H. HODGES** (V.I. Bar No. 174)  
**CHARLOTTE K. PERRELL** (V.I. Bar No. 1281)  
P.O. Box 756-0756  
St. Thomas, VI 00804  
Telephone: (340) 715-7750  
Facsimile: (340) 715-4400  
E-Mail: [ghodges@dnfvi.com](mailto:ghodges@dnfvi.com)  
[cperrell@dnfvi.com](mailto:cperrell@dnfvi.com)

Attorneys for Fathi Yusuf and United Corporation



**CERTIFICATE OF SERVICE**

I hereby certify that on this 4<sup>th</sup> day of November, 2019, I caused the foregoing **Yusuf's Opposition to Hamed's Motion to Compel as to Hamed Claim – H-150 and 160 – United Shopping Center's Gross Receipt Taxes and Y-5 – Reimburse United for Gross Receipt Taxes** which complies with the page and word limitations of Rule 6-1(e), to be served upon the following via the Case Anywhere docketing system:

Joel H. Holt, Esq.  
**LAW OFFICES OF JOEL H. HOLT**  
2132 Company Street  
Christiansted, V.I. 00820  
Email: [holtvi.plaza@gmail.com](mailto:holtvi.plaza@gmail.com)

Carl Hartmann, III, Esq.  
5000 Estate Coakley Bay, #L-6  
Christiansted, VI 00820  
Email: [carl@carlhartmann.com](mailto:carl@carlhartmann.com)

Mark W. Eckard, Esq.  
Eckard, P.C.  
P.O. Box 24849  
Christiansted, VI 00824  
Email: [mark@markeckard.com](mailto:mark@markeckard.com)

Jeffrey B.C. Moorhead, Esq.  
C.R.T. Building  
1132 King Street  
Christiansted, VI 00820  
Email: [jeffreymlaw@yahoo.com](mailto:jeffreymlaw@yahoo.com)

The Honorable Edgar D. Ross  
Email: [edgarrossjudge@hotmail.com](mailto:edgarrossjudge@hotmail.com)

                  /s/Charlotte K. Perrell

*Hamed v. Yusuf, SX-12-CV-370*

*Yusuf's Opposition to Hamed's Motion to Compel as to Yusuf Claim Y-7 – Ledger Balance  
Owed to United and Yusuf Claim Y-9 Unreimbursed Transfers from United*

Page 13

# **Exhibit A**

**IN THE SUPERIOR COURT OF THE VIRGIN ISLANDS  
DIVISION OF ST. CROIX**

|   |   |  |
|---|---|--|
| WALEED HAMED, as Executor of the Estate of MOHAMMAD HAMED,  | ) |  |
|   | ) |  |
| Plaintiff/Counterclaim Defendant,   | ) | CIVIL NO. SX-12-CV-370   |
| v.  | ) |  |
| FATHI YUSUF and UNITED CORPORATION,   | ) | ACTION FOR INJUNCTIVE RELIEF, DECLARATORY JUDGMENT, AND PARTNERSHIP DISSOLUTION, WIND UP, AND ACCOUNTING |
|   | ) |  |
| Defendants/Counterclaimants,  | ) |  |
| v.  | ) |  |
| WALEED HAMED, WAHEED HAMED, MUFEED HAMED, HISHAM HAMED, and PLESSEN ENTERPRISES, INC.,  | ) |  |
| <u>Additional Counterclaim Defendants.</u>  | ) | Consolidated With  |
| WALEED HAMED, as Executor of the Estate of MOHAMMAD HAMED,  | ) |  |
|   | ) | CIVIL NO. SX-14-CV-287   |
| Plaintiff,  | ) |  |
| v.  | ) | ACTION FOR DAMAGES AND DECLARATORY JUDGMENT  |
| UNITED CORPORATION,   | ) |  |
|   | ) |  |
| <u>Defendant.</u>   | ) |  |
| WALEED HAMED, as Executor of the Estate of MOHAMMAD HAMED,  | ) | CIVIL NO. SX-14-CV-278   |
|   | ) |  |
| Plaintiff,  | ) | ACTION FOR DEBT AND CONVERSION   |
| v.  | ) |  |
| FATHI YUSUF,  | ) |  |
|   | ) |  |
| <u>Defendant.</u>   | ) |  |
| FATHI YUSUF and UNITED CORPORATION,   | ) | CIVIL NO. ST-17-CV-384   |
|   | ) |  |
| Plaintiffs,   | ) |  |
| v.  | ) | ACTION TO SET ASIDE FRAUDULENT TRANSFERS   |
| THE ESTATE OF MOHAMMAD HAMED, Waleed Hamed as Executor of the Estate of Mohammad Hamed, and THE MOHAMMAD A. HAMED LIVING TRUST, | ) |  |
|   | ) |  |
| <u>Defendants.</u>  | ) |  |

**DUDLEY, TOPPER  
AND FEUERZEIG, LLP**  
1000 Frederiksberg Gade  
P.O. Box 756  
St. Thomas, U.S. V.I. 00804-0756  
(340) 774-4422

**RESPONSES TO HAMED'S SEVENTH INTERROGATORIES PER THE CLAIM  
DISCOVERY PLAN OF 1/29/2018 NOS. 42-48 OF 50**

Defendant/Counterclaimants Fathi Yusuf ("Yusuf") and United Corporation ("United")(collectively, the "Defendants") through their attorneys, Dudley, Topper and Feuerzeig, LLP, hereby provide their Responses to Hamed's Seventh Set of Interrogatories per the Claims Discovery Plan of 1/29/2018, Nos. 42-48 of 50.

**GENERAL OBJECTIONS**

Defendants make the following general objections to the Interrogatories. These general objections apply to all or many of the Interrogatories, thus, for convenience, they are set forth herein and are not necessarily repeated after each objectionable Request to Admit. The assertion of the same, similar, or additional objections in the individual responses to the Interrogatories, or the failure to assert any additional objections to a discovery request does not waive any of Defendants' objections as set forth below:

(1) Defendants object to these Interrogatories to the extent they may impose obligations different from or in addition to those required under the Virgin Islands Rules of Civil Procedure.

(2) Defendants object to these Interrogatories to the extent that they use the words "any" and "all" as being overly broad, unduly burdensome, immaterial, irrelevant, and not reasonably calculated to lead to the discovery of admissible evidence.

(3) Defendants object to these Interrogatories to the extent they seek information which is protected by the attorney-client privilege or work-product doctrine, including information prepared in anticipation of litigation, or for trial, by or on behalf of Defendants or

**DUDLEY, TOPPER  
AND FEUERZEIG, LLP**

1000 Frederiksberg Gade  
P.O. Box 756

St. Thomas, U.S. V.I. 00804-0756

(340) 774-4422

relating to mental impressions, conclusions, opinions, or legal theories of their attorneys or representatives, or any other applicable privilege or doctrine under federal or territorial statutory, constitutional or common law. Defendants' answers shall not include any information protected by such privileges or doctrine, and documents or information inadvertently produced which includes such privileged information shall not be deemed a waiver by Defendants of such privilege or doctrine.

(4) Defendants object to these Interrogatories to the extent that they seek information and documents concerning any matter that is irrelevant to the claims or defenses of any party to this action, and not reasonably calculated to lead to the discovery of admissible evidence.

(5) Defendants object to these Interrogatories to the extent that they use terms or phrases that are vague, ambiguous, or undefined. Defendants' response to such request will be based upon their understanding of the request.

(6) Defendants object to these Interrogatories to the extent they seek documents or information not in the possession, custody or control of Defendants, on the grounds that it would subject them to undue burden, oppression and expense, and impose obligations not required by the Virgin Islands Rules of Civil Procedure.

(7) Defendants have not completed either their discovery or preparation for trial of this matter. Accordingly, Defendants' responses to these Interrogatories are made without prejudice to their right to make any use of, or proffer at any hearing or at trial evidence later discovered, and are based only upon information presently available. If any additional, non-privileged, responsive information is discovered, these Interrogatories will be supplemented to the extent that supplementation may be required by the Virgin Islands Rules of Civil Procedure.

(8) Defendants object to these Interrogatories to the extent that they are compound and not a single Request. Hence, these Interrogatories should be counted as more than a single Request such that when all of the subparts are included together with other Interrogatories they exceed the 50 Interrogatories allowed in the Joint Discovery and Scheduling Plan ("JDSP").

Pursuant to the stipulated *Joint Discovery Plan*, as ordered by the Special Master on January 29, 2018, Hamed propounds the following Seventh Claims interrogatories numbered 42-48, relating to Yusuf claims:

**Y-06** Black Book Balance Owed United

**Y-07** Ledger Balance Owed United

**Y-09** Unreimbursed Transfers

**Y-10** Past Partnership Withdrawals – Receipts

More particularly, they relate to the attached **Exhibit A** – an excerpt of the videotaped Deposition of Maher Yusuf (with referenced exhibits) taken under oath in this action; on April 3, 2014. Respondent signing the verification attached hereto is asked to review the attached deposition testimony and the referenced exhibits as being the true and correct testimony under oath of Maher Yusuf and United Corporation in this action.

## **RESPONSES TO INTERROGATORIES**

### **Interrogatory 42 of 50:**

Beginning at page 54 and running through this deposition testimony there is reference to \$1.6 million ("the \$1.6 million") that Yusuf/United assert is owed to either United or Yusuf by the Hameds as set forth in Maher Yusuf Deposition Exhibit 144 (attached to **Exhibit A**), Bate numbered HAMD200103, dated August 15<sup>th</sup>, 2012. Explain in detail, including (but not limited to) reference to any applicable documents, dates, conversations, to whom (or what entity) the amounts are owed, witnesses, what stores or business operations that \$1.6 million relates to and, in full and similar levels of detail, which stores or business operations it does not relate to. Include but do not limit this to a discussion of all underlying documents used for the calculations and the calculations at to which amounts are ascribable to which stores.

### **Response:**

Defendants object to this interrogatory as vague, ambiguous, and compound such that the total number of interrogatories together with their sub parts and other discovery exceeds the maximum allowable number of interrogatories under the JDSP and violates both the spirit and the terms of the JDSP limiting the number of interrogatory questions.

Without waiving any objection, Defendants submit that the factual details and evidentiary support in response to this Interrogatory are set forth in the various transcript testimony of which Hamed is well aware as well as in Defendants' Response to Hamed's Motion as to Hamed Claim H-2: \$2,704,786.25 Taken in 2012 by Yusuf filed on January 16, 2018 ("Yusuf's Brief"). Defendants incorporate herein by reference as if fully set forth herein verbatim such testimony and Yusuf's Brief with attachments as responsive to this Interrogatory.

**Interrogatory 43 of 50:**

Keeping in mind that Maher Yusuf's testimony, most clearly at page 67-68, is that some of the receipts that were added to "calculate" \$1.6 million figure were intentionally destroyed by Maher Yusuf and others in anticipation of an FBI raid.

Deposition Transcript Excerpt [given the length same was not reproduced herein].

Explain in detail, including (but not limited to) reference to any applicable documents, dates, conversations, to who (or what entity) the amounts are owed, witnesses, whether amounts that might have been due to Hamed at that exact same point in time, from the other stores, were included in this \$1.6 million calculation. Include, but do not limit this to how the \$1.6 million due for East is an accurate accounting of the total amount Hamed owed (or was owed) at that time or how admitting that \$1.6 million owed with regard to that one, East store is an admission to the **full amount** either way at that time -- further explaining his testimony at 69-70:

Deposition Transcript Excerpt [given the length same was not reproduced herein].

**Response:**

Defendants object to this interrogatory as vague, ambiguous, and compound such that the total number of interrogatories together with their sub parts and other discovery exceeds the

maximum allowable number of interrogatories under the JDSP and violates both the spirit and the terms of the JDSP limiting the number of interrogatory questions.

Without waiving any objections, Defendants incorporate by reference their response to Interrogatory No. 42 as his response to this Interrogatory No. 43.

**DUDLEY, TOPPER  
AND FEUERZEIG, LLP**

1000 Frederiksberg Gade

P.O. Box 756

St. Thomas, U.S. V.I. 00804-0756

(340) 774-4422



**Interrogatory 44 of 50:**

Keeping in mind that Maher Yusuf was testifying for United (as its President) in this deposition (it is captioned "30(B)(6) OF UNITED CORP. – MAHER "MIKE" YUSUF) and that Maher Yusuf's testimony, most clearly at pages 73-75, is that the receipts that were added to "calculate" \$1.6 million figure and it the Black Books and ledgers were **not** between Hamed and united, but **rather** between the Hameds and the Yusufs – correcting amounts in the supermarket partnership, not with United.

Deposition Transcript Excerpt [given the length same was not reproduced herein].

explain in detail, including reference to the phrases "these were **not** adjustments for United Corporation" but were "partnership reconciliations", any applicable documents dates, conversations, to whom (or what entity) the amounts are owed, witnesses, to what person or entity United and Mike Yusuf as its President understand the claims against Hamed were owed on April 3, 2014 and it, how and why that has since changed.

**Response:**

Defendants object to this interrogatory as vague, ambiguous, and compound such that the total number of interrogatories together with their sub parts and other discovery exceeds the maximum allowable number of interrogatories under the JDSP and violates both the spirit and the terms of the JDSP limiting the number of interrogatory questions.

Without waiving any objections, to the extent that this Interrogatory seeks information relating to the \$1.6 million Hamed conceded was owed to the Yusufs with regard to the Plaza Extra East store, Defendants incorporate by reference their response to Interrogatory No. 42 as if fully set forth herein verbatim.

**DUDLEY, TOPPER  
AND FEUERZEIG, LLP**

1000 Frederiksberg Gade

P.O. Box 756

St. Thomas, U.S. V.I. 00804-0756

(340) 774-4422

**Interrogatory 45 of 50:**

Similarly, Maher Yusuf testified that the ledger excerpts sent in regard to this case were not the full set of all such ledgers, most clearly at page 57-58:

Deposition Transcript Excerpt [given the length same was not reproduced herein].

explain in detail, including (but not limited to) reference to any applicable documents, dates, conversations, to who (or what entity) the amounts are owed, witnesses, how many total ledger books existed at different times in the Partnership at each location, more particularly in 2001 prior to the FBI-raid, on September 17, 2006 and presently--where they are and how it can be determined that they are complete with regard to the amounts that Fathi Yusuf "pulled" as that term is used here by Maher Yusuf?

**Response:**

Defendants object to this interrogatory as vague, ambiguous, and compound such that the total number of interrogatories together with their sub parts and other discovery exceeds the maximum allowable number of interrogatories under the JDSP and violates both the spirit and the terms of the JDSP limiting the number of interrogatory questions.

Without waiving any objections, to the extent that this Interrogatory seeks information relating to the \$1.6 million Hamed conceded was owed to the Yusufs with regard to the Plaza Extra East store, Defendants incorporate by reference their response to Interrogatory No. 42 as if fully set forth herein verbatim.

**Interrogatory 46 of 50:**

Similarly, Maher Yusuf testified that the ledger excerpts sent in regard to this case were not the full set of all such ledgers, most clearly at pages 57-58:

Deposition Transcript Excerpt [given the length, same was not reproduced herein].

explain in detail, including (but not limited to) reference to any applicable documents, dates, conversations, to who (or what entity) the amounts are owed, witnesses, how many total ledger books existed at different times in the Partnership at each location, more particularly in 2001 prior to the FBI-raid, on September 17, 2006 and presently--where they are and how it can be determined that they are complete with regard to the amounts that Fathi Yusuf "pulled" as that term is used here by Maher Yusuf?

**Response:**

Defendants object to this interrogatory as vague, ambiguous, and compound such that the total number of interrogatories together with their sub parts and other discovery exceeds the maximum allowable number of interrogatories under the JDSP and violates both the spirit and the terms of the JDSP limiting the number of interrogatory questions.

Without waiving any objections to this Interrogatory, which duplicated the preceding interrogatory, to the extent that this Interrogatory seeks information relating to the \$1.6 million Hamed conceded was owed to the Yusufs with regard to the Plaza Extra East store, Defendants incorporate by reference their response to Interrogatory No. 42 as if fully set forth herein verbatim.

**Interrogatory 47 of 50:**

Similarly, Maher Yusuf testified that the ledger entries referenced in regard to this case were sometimes made in ledgers, but also sometimes made in "receipts" and that many of those receipts were destroyed prior to the FBI raid in 2001, most clearly at page 58-63.

**Deposition Transcript** [given the length, same was not reproduced herein].

explain in detail, including (but not limited to) reference to any applicable documents, dates, conversations, to who (or what entity) the amounts are owed, witnesses, how it is possible to have a complete accounting of the ledgers when some transactions were included in ledgers, but others in receipts ("there would have **either** been an entry in a ledger, or a receipt") and some of those ledgers or receipts were intentionally destroyed?

**Response:**

Defendants object to this interrogatory as vague, ambiguous, and compound such that the total number of interrogatories together with their sub parts and other discovery exceeds the maximum allowable number of interrogatories under the JDSP and violates both the spirit and the terms of the JDSP limiting the number of interrogatory questions.

Without waiving any objections, to the extent that this Interrogatory seeks information relating to the \$1.6 million Hamed conceded was owed to the Yusufs with regard to the Plaza Extra East store, Defendants incorporate by reference their response to Interrogatory No. 42 as if fully set forth herein verbatim.

**Interrogatory 48 of 50:**

Please describe Joint Defense agreement (“JDA”) in United States of America v United Corp., Et al., VI D.C.t. 2005-cr-015 referenced in the Declaration of Gordon C. Rhea, Esq., on March 2, 2017 (**EXHIBIT B**). In your description, please include, but not limited to, what defendants were covered, what attorneys were paid under the agreement, the terms of how payment should be made to the defendants’ attorneys, how those payments were made, by whom the payments were made, when the payments were made, expert fees and expenses and the time period the JDA was in effect. Also describe how litigation decisions were made, who had conversations with attorneys directing their activities and which Defendants chose what would be stated in pleadings. (The response to this may be filed under seal if Yusuf asserts privilege or confidentiality, however, Hamed waives any such privilege or confidentiality.)

**Response**

Defendants object to this interrogatory as vague, ambiguous, and compound such that the total number of interrogatories together with their sub parts and other discovery exceeds the maximum allowable number of interrogatories under the JDSP and violates both the spirit and the terms of the JDSP limiting the number of interrogatory questions.

Defendants further object to this Interrogatory because they do not currently possess a fully executed version of the JDA to compare with their unexecuted version.

Without waiving any objections to this Interrogatory, Defendants state that the JDA is a document prepared by Attorney Rhea, counsel for Waleed Hamed, which speaks for itself and does not address the payment of attorneys.

**DUDLEY, TOPPER AND FEUERZEIG, LLP**

**DATED:** May 15<sup>th</sup>, 2018

By:



**CHARLOTTE K. PERRELL**

(V.I. Bar #1281)

Law House

1000 Frederiksberg Gade - P.O. Box 756

St. Thomas, VI 00804-0756

Telephone: (340) 715-4422

Facsimile: (340) 715-4400

E-Mail: [cperrell@dtflaw.com](mailto:cperrell@dtflaw.com)

*Attorneys for Fathi Yusuf and United Corporation*

**CERTIFICATE OF SERVICE**

It is hereby certified that on this 15<sup>th</sup> day of May, 2018, I caused the foregoing a true and exact copy of the foregoing **RESPONSE TO HAMED'S SEVENTH INTERROGATORIES PER THE CLAIMS DISCOVERY PLAN OF 1/29/2018, NOS. 42-48** to be served upon the following via Case Anywhere docketing system:

Joel H. Holt, Esq.  
**LAW OFFICES OF JOEL H. HOLT**  
2132 Company, V.I. 00820  
Email: [joelholtpc@gmail.com](mailto:joelholtpc@gmail.com)

Carl Hartmann, III, Esq.  
5000 Estate Coakley Bay, #L-6  
Christiansted, VI 00820  
Email: [carl@carlhartmann.com](mailto:carl@carlhartmann.com)

Mark W. Eckard, Esq.  
**HAMM & ECKARD, LLP**  
5030 Anchor Way – Suite 13  
Christiansted, St. Croix  
U.S. Virgin Islands 00820-4692  
E-Mail: [mark@markeckard.com](mailto:mark@markeckard.com)

Jeffrey B.C. Moorhead, Esq.  
C.R.T. Building  
1132 King Street  
Christiansted, St. Croix  
U.S. Virgin Islands 00820  
E-Mail: [jeffreymlaw@yahoo.com](mailto:jeffreymlaw@yahoo.com)

**DUDLEY, TOPPER  
AND FEUERZEIG, LLP**  
1000 Frederiksberg Gade  
P.O. Box 756  
St. Thomas, U.S. V.I. 00804-0756  
(340) 774-4422



# **Exhibit B**

IN THE SUPERIOR COURT OF THE VIRGIN ISLANDS  
DIVISION OF ST. CROIX

|  |   |   |
|--|---|---|
| WALEED HAMED, as Executor of the<br>Estate of MOHAMMAD HAMED,                                | ) |   |
|  | ) |   |
|  | ) |   |
| Plaintiff/Counterclaim Defendant,  | ) | CIVIL NO. SX-12-CV-370  |
| v.   | ) |   |
|  | ) |   |
| FATHI YUSUF and UNITED CORPORATION,  | ) | ACTION FOR INJUNCTIVE<br>RELIEF, DECLARATORY<br>JUDGMENT, AND |
|  | ) | PARTNERSHIP DISSOLUTION,<br>WIND UP, AND ACCOUNTING           |
| Defendants/Counterclaimants,   | ) |   |
| v.   | ) |   |
|  | ) |   |
| WALEED HAMED, WAHEED HAMED,<br>MUFEED HAMED, HISHAM HAMED, and<br>PLESSEN ENTERPRISES, INC., | ) |   |
|  | ) |   |
| Additional Counterclaim Defendants.  | ) | Consolidated With   |
| <hr/>  |   |   |
| WALEED HAMED, as Executor of the<br>Estate of MOHAMMAD HAMED,                                | ) |   |
|  | ) |   |
|  | ) |   |
| Plaintiff,   | ) | CIVIL NO. SX-14-CV-287  |
| v.   | ) |   |
|  | ) |   |
| UNITED CORPORATION,  | ) | ACTION FOR DAMAGES AND<br>DECLARATORY JUDGMENT                |
|  | ) |   |
| Defendant.   | ) |   |
| <hr/>  |   |   |
| WALEED HAMED, as Executor of the<br>Estate of MOHAMMAD HAMED,                                | ) |   |
|  | ) |   |
|  | ) |   |
| Plaintiff,   | ) | CIVIL NO. SX-14-CV-278  |
| v.   | ) |   |
|  | ) |   |
| FATHI YUSUF,   | ) | ACTION FOR DEBT AND<br>CONVERSION                             |
|  | ) |   |
| Defendant.   | ) |   |

**YUSUF’S RESPONSE TO HAMED’S MOTION AS TO HAMED CLAIM NO. H-2:  
\$2,784,706.25 TAKEN IN 2012 BY YUSUF**

Defendant/counterclaimant Fathi Yusuf (“Yusuf”), through his undersigned counsel, respectfully submits this Response to Hamed’s Motion as to Hamed Claim No. H-2: \$2,784,706.25 Taken in 2012 by Yusuf (the “Motion”).

DUDLEY, TOPPER  
AND FEUERZEIG, LLP  
1000 Frederiksberg Gade  
P.O. Box 756  
St. Thomas, U.S. V.I. 00804-0756  
(340) 774-4422



## INTRODUCTION

Hamed attempts to characterize Yusuf's removal of \$2.7 million as an improper withdrawal and to view it in isolation without awaiting a determination on the overall accounting between the Partners. While there is no dispute that Yusuf's account should be charged with the withdrawal, and it has been in the report prepared by BDO, the accounting which gave rise to this withdrawal is disputed and requires discovery. Yusuf claimed entitlement to the \$2.7 million as a matching withdrawal to reconcile certain corresponding past withdrawals taken by Hamed. Those included \$1.6 million in acknowledged withdrawals removed by the Hameds from the Plaza Extra stores, \$44,355.50 and \$44,696.00 to off-set Waleed Hamed's unilateral withdrawal of all the funds in two bank accounts, one in St. Maarten and one at Cairo Amman Bank in 2012, together with receipts evidencing additional Hamed withdrawals totaling the \$2.7 million. *See Exhibit A - Letter from Yusuf to Hamed dated August 15, 2012, setting forth the calculations, which accompanied the Yusuf's withdrawal together with the back-up supporting documentation.*

Hamed claims that the \$1.6 million portion of this withdrawal is time-barred by Judge Brady's Order dated July 21, 2017 ("Limitation Order") or, at least, requires discovery, if not barred. Consideration of the \$1.6 million in withdrawals is not time barred because Hamed acknowledged the \$1.6 million in withdrawals in 2012 to various individuals including Bakir Hussein. *See Exhibit B - Affidavit of Bakir Hussein.* Yusuf's matching withdrawal of \$2.7 million was not wrongful, has been acknowledged, and is allocated to Yusuf as part of the extensive accounting prepared by BDO to reflect past Partnership withdrawals. It should not be viewed in isolation but considered together with the various allocations and transactions that make up the BDO report of past Partnership withdrawals.

**A. Historical System of Withdrawals by the Partners**

Throughout the Partnership, the Partners and their agents (*i.e.*, their sons) would withdraw cash from safes at the Plaza Extra Stores. Evidence of these withdrawals came in multiple forms including, *inter alia*, receipts, checks or ledger entries. In addition, the Partners and their agents used funds generated by the Plaza Extra Stores for personal expenses. These payments for personal expenses were to be counted against each Partner as a distribution. The withdrawals and payments for personal expenses were supposed to be done on the “honor system,” which relied upon each Partner and their agents to disclose to the other Partner, via “tickets” or receipts left in the store safes, when withdrawals were made or personal expenses were paid from Partnership funds. Occasionally, the Partners would reconcile the various withdrawals and expenses between them.

Upon review of the various accounting records as well as information regarding personal accounts and assets of the Partners and their agents, Yusuf submits that Hamed and his agents failed to fully disclose all of the funds they withdrew from the Partnership or personal expenses they paid with Partnership funds. Consequently, these previously undisclosed withdrawals and expenses are treated as distributions in Yusuf’s Original Claims and his Amended Claims. A full accounting of the Partnership withdrawals is set forth in the Expert Report of Fernando Scherrer of BDO Puerto Rico, P.S.C. (“BDO”) attached as Exhibit J to the Original Claims. Based on that report, Hamed’s withdrawals/distributions exceeded Yusuf’s withdrawals/distributions by \$19,341,350.72. *See* Exhibit J to the Original Claims at p. 62-3. As a result, under the Original Claims, Yusuf calculated that \$9,670,675.36 should be awarded to him to equalize the distributions between the Partners so that both Partners have equal distributions of \$18,820,989.98.

Subsequent to the Limitation Order limiting the accounting claims to those transactions occurring on or after September 17, 2006, BDO adjusted their calculations to reflect only

transactions from that date forward. Their revised calculations were set forth in Exhibit J-2 attached to the Amended Claims. As per the revised calculations, Yusuf contends that Hamed received \$5,099,638.44 more than Yusuf for the defined period. As a result of these amended calculations, Yusuf contends that \$2,549,819.22 should be awarded to him to equalize the distributions between the Partners for the disparity in distributions from September 17, 2006 forward so that both Partners have equal distributions.

Included among these numerous allocations in the BDO report is the \$2.7 million Yusuf withdrew in August 2012 and the corresponding and acknowledged Hamed withdrawals. As identified during the hearing on December 15, 2017, the various transactions identified and allocated by BDO are in dispute. It is Yusuf's position that further discovery is needed as to these claims as well as any accounting claims that Hamed asserts involving transactions occurring on or after September 17, 2006 and that review of a single transaction, viewed in isolation is not appropriate and cannot be ruled upon individually.

**B. Allocations Between the Partners Relating to the \$2.7 Million Withdrawal by Yusuf to Reconcile Corresponding Past Withdrawals of Hamed**

Yusuf submits that in August 2012, in an effort to true-up past documented and acknowledged withdrawals as between the Hameds and Yusufs, he caused \$2.7 million to be paid to himself from the Partnership's account. The payment of these funds was made as a matching withdrawal to address the disparity of the prior Partnership distributions to Hamed and his sons. The documented support for this allocation to even up the withdrawals between the families included \$1.6 million to compensate Yusuf for Hamed and his agents' prior withdrawals. *See* Exhibit A. The amount had been acknowledged by the Partners repeatedly and was the subject of their efforts to resolve their differences prior to this suit through "mediation" with members of

their community. Waleed Hamed acknowledged this debt repeatedly in 2012, before various individuals including Bakir Hussein who affirmed that:

In several open meetings, Mr. Yusuf said that the Hameds took \$1.6 million more than the Yusufs. Waleed Hamed admitted that he took the excess \$1.6 million dollars, which is the difference between the \$2.9 million taken by the Hameds and the \$1.3 million taken by the Yusufs. In addition to the \$1.6 million dollars which I heard Waleed Hamed admit to, both Waleed Hamed and Fathi Yusuf both agreed to additional withdrawals by the Yusufs provided that the Yusuf's produced receipts to show proof of the additional withdrawals.<sup>1</sup>

*See Exhibit B, Affidavit of Bakir Hussein, ¶9.*<sup>2</sup> Judge Brady has already found that an oral acknowledgement of a debt means, for statute of limitation purposes, that the debt is deemed to have arisen or accrued on the date of the acknowledgment. *See Exhibit C, Judge Brady Order, dated April 27, 2015 relating to withdrawal of rent ("Rent Order"), p. 7-8.*<sup>3</sup>

As the \$1.6 million owed to Yusuf was an acknowledged amount in 2012, it, together with additional documented receipts and an allocation of the balances remaining in two bank accounts held in Saint Maarten and at Cairo Amman Bank (closed by Waleed Hamed in 2012) comprised the total withdrawal of \$2.7 million. *See Exhibit A.* The funds evened out the prior admitted distributions of the Hameds. In the BDO Report, the \$2.7 million dollar withdrawal is included as a charge against Yusuf and the corresponding past withdrawals of the \$1.6 million and other amounts are included as charges against Hamed. *See Exhibit D – Table Reflecting Allocation to*

---

<sup>1</sup> A ledger and receipts were produced by Yusuf at the time he notified Hamed that he intended to make the \$2.7 million payment. *See Exhibit A.*

<sup>2</sup> Although raised by Yusuf in the Bench Memorandum for Status Conference, Hamed fails to address the acknowledgment of the debt by Hamed as reflected in the affidavit of Bakir Hussein. *See Exhibit A to Bench Memorandum for Status Conference, ftn. 2 and Exhibit 1 thereto.*

<sup>3</sup> While this case involves a laches based limitation on Yusuf's accounting claims barring pre-September 17, 2016 claims, Judge Brady's analysis shows that the same result would have obtained under the analogous six-year statute of limitation. *See Judge Brady Order, dated July 21, 2017 at p. 32.*

Yusuf in the BDO report. Yusuf is not disputing that the funds were removed and that his withdrawal of the funds would count as a partner distribution. The funds were withdrawn so as to true-up the partnership withdrawals by the Hameds. Both are documented, acknowledged and properly allocated in the BDO Report.

Hamed contends that the \$2.7 million matching withdrawal should not have been made and that he is entitled to interest on the withdrawal. The position is without merit. The withdrawal of the \$2.7 million as a matching distribution, as the corresponding earlier Hamed withdrawals are allocated to Hamed. Under Yusuf's global reconciliation of past partnership withdrawals as amended per the Limitation Order, Hamed would still owe \$2,549,819.22 which should be awarded to Yusuf to equalize the distributions between the Partners for the disparity in distributions from September 17, 2006 forward. Subsumed in this global reconciliation are the matching withdrawals of \$2.7 million for each partner. Hence, the \$2.7 million dollar withdrawal by Yusuf cannot be considered and ruled upon without the benefit of considering the corresponding withdrawals by the Hameds that it was meant to equalize. Otherwise, it operates as a windfall to the Hameds. To the extent that the corresponding Hamed withdrawals are disputed, discovery is needed to bring the issue to resolution. In either event, Yusuf has acknowledged the \$2.7 million withdrawal, it is charged against his account and is properly dealt with as part of the cumulative reconciliation, which, at this point, ultimately has the Hameds owing the Yusufs. Hence, this transaction, which occurred in 2012, is disputed and requires further discovery. It is not ripe for resolution at this point.

Yusuf submits that attempting to adjudicate an isolated withdrawal of a Partner is counterproductive as the cumulative withdrawals of the Partners should be considered before any awards or distributions are made. Hamed attempts to isolate one transaction to view it in a vacuum,

**DUDLEY, TOPPER**

**AND FEUERZEIG, LLP**

1000 Frederiksberg Gade

P.O. Box 756

St. Thomas, U.S. V.I. 00804-0756

(340) 774-4422

which skews the reconciliation. The allocation cannot be viewed without considering its attending circumstances. To do so would operate as an inappropriate gain to one party and not be a true reconciliation of acknowledged withdrawals between the Partners. Again, as the issue is disputed, additional discovery is needed before resolution can be made.

**CONCLUSION**

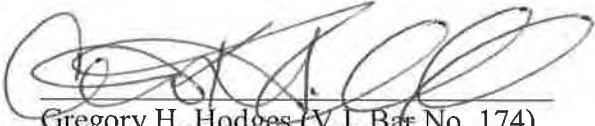
Even the revised preliminary accounting of the historical withdrawals and distributions between the Partners adjusted to reflect the period from September 17, 2006 forward, both disclosed and undisclosed, still reveals a large discrepancy in Yusuf's favor. Again, these calculations were prepared without the benefit of deposition testimony and additional written discovery following the lifting of the discovery stay. It is anticipated that additional discovery will yield information necessitating further revisions to these calculations. On balance, there exists a substantial amount due to Yusuf to reconcile the Partners' withdrawals and distributions and to view one transaction without the comprehensive reconciliation is improper. Accordingly, the Motion should be denied.

Respectfully submitted,

**DUDLEY, TOPPER and FEUERZEIG, LLP**

DATED: January 16, 2018

By:



Gregory H. Hodges (V.I. Bar No. 174)  
Charlotte K. Perrell (V.I. Bar No. 1281)  
1000 Frederiksberg Gade  
P.O. Box 756  
St. Thomas, VI 00804  
Telephone: (340) 715-4405  
Telefax: (340) 715-4400  
E-mail: [ghodges@dtflaw.com](mailto:ghodges@dtflaw.com)

Attorneys for Fathi Yusuf and United Corporation

*Hamed v. Yusuf, SX-12-CV-370*

*Yusuf's Response to Hamed's Motion As To Hamed Claim No. H-2:*

*\$2,784,706.25 Taken in 2012 by Yusuf*

Page 8

**CERTIFICATE OF SERVICE**

I hereby certify that on this 16<sup>th</sup> day of January, 2018, I caused the foregoing **Yusuf's Response to Hamed's Motion As To Hamed Claim No. H-2: \$2,784,706.25 Taken in 2012 by Yusuf** to be served upon the following via the Case Anywhere docketing system:

Joel H. Holt, Esq.

**LAW OFFICES OF JOEL H. HOLT**

2132 Company Street

Christiansted, V.I. 00820

Email: joelholtpc@gmail.com

Carl Hartmann, III, Esq.

5000 Estate Coakley Bay, #L-6

Christiansted, VI 00820

Email: carl@carlhartmann.com

Mark W. Eckard, Esq.

Eckard, P.C.

P.O. Box 24849

Christiansted, VI 00824

Email: mark@markeckard.com

Jeffrey B.C. Moorhead, Esq.

C.R.T. Building

1132 King Street

Christiansted, VI 00820

Email: jeffreymlaw@yahoo.com

The Honorable Edgar A. Ross

Email: edgarrossjudge@hotmail.com



R:\DOCS\6254\1\PLDG\17M8771.DOCX

**DUDLEY, TOPPER**

**AND FEUERZEIG, LLP**

1000 Frederiksberg Gade

P.O. Box 756

St. Thomas, U.S. V.I. 00804-0756

(340) 774-4422

*Hamed v. Yusuf, SX-12-CV-370*

*Yusuf's Response to Hamed's Motion As To Hamed Claim No. H-2:  
\$2,784,706.25 Taken in 2012 by Yusuf*

Page 9

**INDEX OF EXHIBITS**

Exhibit A – Letter from Yusuf to Hamed dated August 15, 2012

Exhibit B – Affidavit of Bakir Hussein

Exhibit C – Rent Order from Judge Brady, dated April 27, 2015

Exhibit D – Table Reflecting Allocation to Yusuf in the BDO Report

**DUDLEY, TOPPER  
AND FEUERZEIG, LLP**

1000 Frederiksberg Gade

P.O. Box 756

St. Thomas, U.S. V.I. 00804-0756

(340) 774-4422



# **Exhibit A**

UNITED CORPORATION  
d/b/a PLAZA EXTRA SUPERMARKET  
4C & 4D Sion Farm  
Christiansted, VI 00820

BY HAND DELIVERY

*Received by  
6/16/2012*

Date: August 15, 2012

Mohammed Hamed  
By and through Waleed Hamed  
Plaza Extra Supermarket  
Sion Farm Store  
Christiansted, V.I. 00820

Re: Notice of Withdrawal


Dear Mr. Hamed,

The amount of \$2,784,706.25 will be withdrawn from United's operating account effective August 15<sup>th</sup>, 2012. This amount equals the proceeds you previously withdrew through your agent Waleed Hamed. To ensure full accuracy, attached are the receipts you requested during mediation demonstrating the \$1,095,381.75 of withdrawals. The below itemized amounts are not in dispute.

|  |                |
|--|----------------|
| Past Confirmed Withdrawals .....                                 | \$1,600,000.00 |
| Additional Withdrawals per the attached requested receipts ..... | \$1,095,381.75 |
| Fifty percent (50%) of St. Maarten Bank Account.....             | \$44,355.50    |
| Fifty percent (50%) of Cairo Amman Bank .....                    | \$44,696.00    |

Should you have any concerns about these amounts, please provide the basis for your concerns in writing. Thank you.

Yours,  
*Fathi Yusuf*  
for Fathi Yusuf



DEFENDANTS' RESPONSE  
0112036

FY 004123

Mohammed Hamad

|    |       |       |           |    |
|----|-------|-------|-----------|----|
| 1  | 8/3   |       | 5,000.00  | 1  |
| 2  | 8/15  |       | 10,000.00 | 2  |
| 3  | 9/6   |       | 20,035.00 | 3  |
| 4  | 9/14  |       | 5,010.00  | 4  |
| 5  | 9/21  |       | 3,000.00  | 5  |
| 6  | 9/26  |       | 1,000.00  | 6  |
| 7  | 10/3  |       | 20,000.00 | 7  |
| 8  | 10/17 |       | 15,000.00 | 8  |
| 9  | 10/27 |       | 5,000.00  | 9  |
| 10 | 10/31 |       | 6,000.00  | 10 |
| 11 | 11/2  |       | 15,075.00 | 11 |
| 12 | 11/22 |       | 5,000.00  | 12 |
| 13 | 11/29 |       | 10,000.00 | 13 |
| 14 | 12/12 |       | 7,510.00  | 14 |
| 15 | 12/20 |       | 20,000.00 |    |
| 16 | 12/16 |       | 11,000.00 |    |
| 17 | 1/24  |       | 4,000.00  |    |
| 18 | 2/9   |       | 4,000.00  |    |
| 19 | 2/10  |       | 10,000.00 |    |
| 20 | 2/20  |       | 2,500.00  |    |
| 21 | 3/22  |       | 2,700.00  |    |
| 22 | 3/27  |       | 2,000.00  |    |
| 23 | 4/24  |       | 12,000.00 | 23 |
| 24 | 5/22  |       | 20,000.00 | 24 |
| 25 | 6/19  |       | 4,000.00  | 25 |
| 26 | 7/17  | (Car) | 12,800.00 | 26 |
| 27 | 7/20  |       | 20,000.00 | 27 |
| 28 | 8/1   |       | 1,000.00  | 28 |
| 29 | 8/14  |       | 25,040.00 | 29 |
| 30 | 8/24  |       | 710.00    | 30 |
| 31 | 9/11  |       | 7,010.00  | 31 |
| 32 | 10/13 |       | 1,500.00  | 32 |

|                     |                            |              |
|---------------------|----------------------------|--------------|
| 10/25 <sup>1</sup>  | Bank of Abroad Linn        | 2,035.00     |
| 10/26 <sup>2</sup>  |                            | 2,000.00     |
| 11/5 <sup>3</sup>   |                            | 40,015.00    |
| 11/11 <sup>4</sup>  | Tractor from Ft. & Murreed | 2,575.00     |
| 12/19               |                            | 20,000.00    |
| 12/27               | 311,965.00                 | 6,500.00 *   |
| 1/7 <sup>7</sup>    |                            | 42,000.00    |
| 1/21 <sup>8</sup>   |                            | 1,500.00     |
| 1/23 <sup>9</sup>   |                            | 1,500.00     |
| 1/30 <sup>10</sup>  |                            | 40,000.00    |
| 2/14 <sup>11</sup>  |                            | 3,000.00     |
| 3/12 <sup>12</sup>  |                            | 25,000.00    |
| 3/20 <sup>13</sup>  |                            | 3,000.00     |
| 8/16 <sup>14</sup>  | Warranty 624,250           | 146,385.00 * |
| 9/27 <sup>15</sup>  | Warranty                   | 2,200.00     |
| 11 <sup>16</sup>    | Warranty                   | 2,400.00     |
| 5/23 <sup>17</sup>  | Warranty                   | 2,500.00     |
| From 8/16 to 1/30   | Warranty                   | 67,960.00    |
| From 1/31 to 1/7/97 | Warranty                   | 63,108.00    |
| 1/15/97             | Warranty                   | 22,000.00    |
| 2/5 <sup>21</sup>   |                            | 18,000.00    |
| 3/10 <sup>22</sup>  |                            | 20,000.00    |
| 3/31 <sup>23</sup>  |                            | 15,000.00    |
| 5/7 <sup>24</sup>   | 814,814.00                 | 35,000.00 ** |
| 25                  |                            |              |
| 26                  |                            |              |
| 27                  |                            |              |
| 28                  |                            |              |
| 29                  |                            |              |
| 30                  |                            |              |
| 31                  |                            |              |

PLAZA EXTRA  
40-40 SICK FRAM  
CSTED, ST. CROIX V.I. 00680  
(809) 778-8240

CUSTOMER'S ORDER NO. \_\_\_\_\_ DATE 5/7 1997  
 NAME Wally PHONE NO. \_\_\_\_\_  
 ADDRESS \_\_\_\_\_

PAID BY: CASH  CHECK  CHARGE  C.O.D.  ON ACCT.  PAID OUT  OTHER

| QUAN. | DESCRIPTION | PRICE | AMOUNT    |
|-------|-------------|-------|-----------|
|       | Thirty five | 700   | 35,000.00 |

This Water is Not Sold As Drinking Water  
 TAX \_\_\_\_\_  
 TOTAL 35,000.00

01193 Thank You  
 All claims and returned goods must be accompanied by this bill.  
 PRINTED IN U.S.A.

*Wally*

5,000.00

PLAZA EXTRA  
 4C-4D SION FRAM  
 C'STED, ST. CROIX V. I. 00820  
 (809) 778-6240

CUSTOMER'S ORDER NO. \_\_\_\_\_ DATE 5/7 19 97  
 NAME Wally PHONE NO. \_\_\_\_\_  
 ADDRESS \_\_\_\_\_

| SOLD BY | CASH | CHECK | CHARGE | C.O.D. | ON ACCT | PAID OUT | INCR. RECD. |
|---------|------|-------|--------|--------|---------|----------|-------------|
|         |      |       |        |        |         |          |             |

| QUAN. | DESCRIPTION        | PRICE            | AMOUNT           |
|-------|--------------------|------------------|------------------|
|       | <u>that's fine</u> | <u>35,000.00</u> | <u>35,000.00</u> |
|       |                    |                  |                  |
|       |                    |                  |                  |
|       |                    |                  |                  |
|       |                    |                  |                  |
|       |                    |                  |                  |
|       |                    |                  |                  |
|       |                    |                  |                  |
|       |                    |                  |                  |
|       |                    |                  |                  |

This Water Is Not Sold As Drinking Water TAX \_\_\_\_\_  
 Received by [Signature] TOTAL 35,000.00

All claims and returned goods must be accompanied by this bill.  
 01193 Thank You PRINTED IN U.S.A.

PLAZA EXTRA  
 4C-4D SION FRAM  
 C'STED, ST. CROIX V. I. 00820  
 (809) 778-6240

CUSTOMER'S ORDER NO. \_\_\_\_\_ DATE 5/31 19 97  
 NAME Mohamed Hamad PHONE NO. \_\_\_\_\_  
 ADDRESS \_\_\_\_\_

| SOLD BY | CASH | CHECK | CHARGE | C.O.D. | ON ACCT | PAID OUT | INCR. RECD. |
|---------|------|-------|--------|--------|---------|----------|-------------|
|         |      |       |        |        |         |          |             |

| QUAN. | DESCRIPTION | PRICE | AMOUNT           |
|-------|-------------|-------|------------------|
|       |             |       | <u>15,000.00</u> |
|       |             |       |                  |
|       |             |       |                  |
|       |             |       |                  |
|       |             |       |                  |
|       |             |       |                  |
|       |             |       |                  |
|       |             |       |                  |
|       |             |       |                  |
|       |             |       |                  |

This Water Is Not Sold As Drinking Water TAX \_\_\_\_\_  
 Received by [Signature] TOTAL 15,000.00

All claims and returned goods must be accompanied by this bill.  
 01174 Thank You PRINTED IN U.S.A.



PLAZA EXTRA  
4C-4D SIGN FRAM  
C/STED, ST. CROIX V. I. 00820  
(809) 778-6240

CUSTOMER'S ORDER NO. \_\_\_\_\_ DATE 2/5 1997  
NAME Mohamed Hamed PHONE NO. \_\_\_\_\_  
ADDRESS \_\_\_\_\_

SOLD BY CASH CHECK CHARGE C.O.D. ON ACCT. PAID OUT AMOUNT REF.

| QUAN. | DESCRIPTION | PRICE     | AMOUNT |
|-------|-------------|-----------|--------|
|       |             | 10,000.00 |        |
|       |             |           |        |
|       |             |           |        |
|       |             |           |        |
|       |             |           |        |
|       |             |           |        |
|       |             |           |        |
|       |             |           |        |
|       |             |           |        |

This Water is Not Sold  
As Drinking Water  
TAX \_\_\_\_\_  
TOTAL 10,000.00

Received by \_\_\_\_\_  
All claims and returned goods must be accompanied by this bill.  
01125 Thank You PRINTED IN U.S.A.

PLAZA EXTRA  
4C-4D SIGN FRAM  
C/STED, ST. CROIX V. I. 00820  
(809) 778-6240

CUSTOMER'S ORDER NO. \_\_\_\_\_ DATE 3/10 1997  
NAME Mohamed Hamed PHONE NO. \_\_\_\_\_  
ADDRESS \_\_\_\_\_

SOLD BY CASH CHECK CHARGE C.O.D. ON ACCT. PAID OUT AMOUNT REF.

| QUAN. | DESCRIPTION | PRICE     | AMOUNT |
|-------|-------------|-----------|--------|
|       |             | 20,000.00 |        |
|       |             |           |        |
|       |             |           |        |
|       |             |           |        |
|       |             |           |        |
|       |             |           |        |
|       |             |           |        |
|       |             |           |        |
|       |             |           |        |

This Water is Not Sold  
As Drinking Water  
TAX \_\_\_\_\_  
TOTAL 20,000.00

Received by \_\_\_\_\_  
All claims and returned goods must be accompanied by this bill.  
01157 Thank You PRINTED IN U.S.A.

**PLAZA EXTRA** 446-0060  
 4C-4D SION FRAM  
 C'STED, ST. CROIX V. I. 00820  
 (809) 778-6240

| CUSTOMER'S ORDER NO. |                         | DATE  |        | 3-13    |             | 19 98    |  |
|----------------------|-------------------------|-------|--------|---------|-------------|----------|--|
| NAME                 |                         |       |        |         |             |          |  |
| ADDRESS              |                         |       |        |         |             |          |  |
| SOLD BY              | CASH                    | C.O.D | CHARGE | ON ACCT | AMOUNT PAID | PAID OUT |  |
|                      |                         |       |        |         |             |          |  |
| QUAN.                | DESCRIPTION             |       |        | PRICE   | AMOUNT      |          |  |
|                      | <del>Two thousand</del> |       |        |         | 2000.00     |          |  |
|                      | <del>Plastering</del>   |       |        |         |             |          |  |
|                      | <del>House</del>        |       |        |         |             |          |  |
|                      | 750.00                  |       |        |         |             |          |  |
|                      |                         |       |        | TAX     |             |          |  |
|                      |                         |       |        | TOTAL   | 2000.00     |          |  |

ALL claims and returned goods MUST be accompanied by this bill.

00646


Rec'd by \_\_\_\_\_

PAPE FORMS 7-187-007  
 800-257-6354 74460-001

Total 98 = 13,650.00

446-0061

**PLAZA EXTRA**  
4C-4D SION FRAM  
POSTED, ST. CROIX V I. 00820  
(809) 778-8240

|   |                |         |                 |       |         |
|---|----------------|---------|-----------------|-------|---------|
| CUSTOMER'S ORDER NO.  |                | DATE    |                 |       |         |
| NAME  |                | 9/27/98 |                 |       |         |
| ADDRESS   |                |         |                 |       |         |
| SOLD BY   | CASH           | C.O.D.  | CHANGE OR ACCT. | DEBIT | PAY OUT |
| QUAN.   | DESCRIPTION    |         |                 | PRICE | AMOUNT  |
|   | 1200 thousands |         |                 |       | 9.00 00 |
|  |                |         |                 | TAX   |         |
|   |                |         |                 | TOTAL | 9.00 00 |

ALL claims and returned goods MUST be accompanied by this bill.

00708

Rec'd by \_\_\_\_\_

RAPIDFORMS 74462 - 2PT.  
800-257-8354 74463 - 3PT.



446-0062

PLAZA EXTRA  
1040 S. W. 13th Ave.  
MIAMI, FL 33136  
(305) 778-8240

CUSTOMER'S ORDER NO. \_\_\_\_\_ DATE 4-7 19 98  
NAME Wally Hayes PHONE NO. \_\_\_\_\_  
ADDRESS \_\_\_\_\_

SOLD BY \_\_\_\_\_ CASH \_\_\_\_\_ CHECK \_\_\_\_\_ CHARGE \_\_\_\_\_ C.O.D. \_\_\_\_\_ ON ACCT \_\_\_\_\_ PAID OUT \_\_\_\_\_ (MISC. RET.) \_\_\_\_\_

| QUAN. | DESCRIPTION      | PRICE | AMOUNT        |
|-------|------------------|-------|---------------|
|       | <u>Two Hoses</u> |       | <u>700.00</u> |
|       | <u>Station</u>   |       |               |
|       | <u>Francis</u>   |       |               |
|       |                  | TAX   |               |
|       |                  | TOTAL | <u>700.00</u> |

Received by \_\_\_\_\_

All claims and returned goods must be accompanied by this bill.

01458

Thank You

PRINTED IN U.S.A.

446-0091

FRANK STRA  
4040 1/2 FRAM  
STED, ST. CROIX V. I. 00820  
(809) 773-8240

|                            |             |        |        |          |               |              |  |
|----------------------------|-------------|--------|--------|----------|---------------|--------------|--|
| CUSTOMER'S ORDER NO.       |             | DATE   |        | 4/20     |               | 19 98        |  |
| NAME <i>Wally</i>          |             |        |        |          |               |              |  |
| ADDRESS                    |             |        |        |          |               |              |  |
| SOLD BY                    | CASH        | C.O.D. | CHARGE | OR ACCT. | MOSE<br>PAID. | PAY OUT      |  |
| QUAN.                      | DESCRIPTION |        |        | PRICE    | AMOUNT        |              |  |
|                            |             |        |        |          | <i>570.00</i> |              |  |
| <del><i>Emmavido</i></del> |             |        |        |          |               |              |  |
| <i>keeps</i>               |             |        |        |          |               |              |  |
|                            |             |        |        |          | TAX           | <i>00.00</i> |  |
|                            |             |        |        |          | TOTAL         | <i>00.00</i> |  |

ALL claims and returned goods MUST be accompanied by this bill.

00794

Rec'd by

*Jack*

RAPIDFORMS 74482 - 2PT.  
800/257-8354 74483 - 8PT.

DEFENDANTS' RESPONSE  
0112044

FY 004131



446-0098

PLAZA EXTRA  
40-40 S.W. BEAM  
ST. CROIX V.I. 00820  
(809) 778-8240

|                      |        |               |        |                |
|----------------------|--------|---------------|--------|----------------|
| CUSTOMER'S ORDER NO. |        | DATE          |        |                |
| NAME <i>Wally</i>    |        | <i>9-9-98</i> |        |                |
| ADDRESS              |        |               |        |                |
| SOLD BY              |        |               |        |                |
| CASH                 | C.C.D. | CHEQUE        | CREDIT |                |
| QUAN.                |        | DESCRIPTION   | PRICE  | AMOUNT         |
|                      |        |               |        | <i>1000.00</i> |
|                      |        |               | TAX    |                |
|                      |        |               | TOTAL  | <i>1000.00</i> |

ALL claims and returned goods MUST be accompanied by this bill.

4834

Rec'd by

RADIOFORMS  
800-267-8364 74483-3PT

446-0093

1000 ST CROIX ST  
 ST. LOUIS, MO 63101  
 (314) 791-4241

|                           |             |                          |               |                |                    |
|---------------------------|-------------|--------------------------|---------------|----------------|--------------------|
| CUSTOMER'S ORDER NO.      |             | DATE                     |               | 11-19-75       |                    |
| NAME: <i>Wally Howard</i> |             |                          |               |                |                    |
| ADDRESS:                  |             |                          |               |                |                    |
| <b>SOLD BY</b>            | <b>DATE</b> | <b>C.O.D.</b>            | <b>CHARGE</b> | <b>ON ACCT</b> | <b>MOSE. RETD.</b> |
| <b>QUAN.</b>              |             | <b>DESCRIPTION</b>       |               | <b>PRICE</b>   | <b>AMOUNT</b>      |
|                           |             | <i>five hundred =</i>    |               | <i>\$</i>      | <i>500.00</i>      |
|                           |             | <i>Electric Paper</i>    |               |                |                    |
|                           |             | <i>9 Key Key Station</i> |               |                |                    |
|                           |             |                          |               |                |                    |
|                           |             |                          |               |                |                    |
|                           |             |                          |               |                |                    |
|                           |             |                          |               | <b>TAX</b>     |                    |
|                           |             |                          |               | <b>TOTAL</b>   |                    |

*S46* All claims and returned goods MUST be accompanied by this bill.  
 Rec'd by \_\_\_\_\_

RAPIDFORMS 74462-3PT.  
 800257-8364 74463-3PT.

446-0095

PLAZA EXTRA  
4C-4D SICAM FRAM  
151 ED, ST CRONIX V I, 00820  
(809) 771 5040

|                      |                                  |         |        |
|----------------------|----------------------------------|---------|--------|
| CUSTOMER'S ORDER NO. |                                  | DATE    |        |
| NAME                 |                                  | 9/15    | 10 58  |
| ADDRESS              |                                  |         |        |
| QUAN.                | DESCRIPTION                      | PRICE   | AMOUNT |
|                      | 1/11M Superior<br>car (unmarked) | \$11.77 | 872    |
|                      |                                  |         |        |
| Thank You!           |                                  |         |        |
|                      |                                  |         |        |
|                      |                                  | TAX     |        |
|                      |                                  | TOTAL   |        |

ALL claims and returned goods MUST be accompanied by this bill.

04583

Rec'd by


RAPIDFORMS 800-257-6354 74483-887

DEFENDANTS' RESPONSE  
0112048

FY 004135

446-0097

**PLAZA EXTRA**  
4C-4D SION FRAM  
C'STED, ST. GROIX V. I. (91020)  
(808) 778-8240

|                      |   |       |        |        |           |          |            |           |            |  |
|----------------------|---|-------|--------|--------|-----------|----------|------------|-----------|------------|--|
| CUSTOMER'S ORDER NO. |   |       |        |        |           |          |            | DATE      | 11/20 1958 |  |
| NAME                 | Walt  |       |        |        |           |          |            | PHONE NO. | ( )        |  |
| ADDRESS              |   |       |        |        |           |          |            |           |            |  |
| SOLD BY              | CASH  | CHECK | CHARGE | C.O.D. | ON ACCT.  | PAID OUT | MISC. RET. |           |            |  |
| QUAN.                | DESCRIPTION   |       |        |        | PRICE     | AMOUNT   |            |           |            |  |
|                      | 1 item tennis rackets   |       |        |        | \$ 350.00 |          |            |           |            |  |
|                      | Olson swimmer   |       |        |        |           |          |            |           |            |  |
|                      | As Original State   |       |        |        | TAX       |          |            |           |            |  |
| Received by          |  |       |        |        | TOTAL     | 350.00   |            |           |            |  |

03659

All checks and returned goods must be accompanied by this bill.

Thank You

PRINTED IN U.S.A.

340-0051

**PLAZA EXTRA**  
4C-4D SION FRAM  
LISTED, ST. CROIX V. I. 00820  
(800) 778-6240

|                      |             |           |        |
|----------------------|-------------|-----------|--------|
| CUSTOMER'S ORDER NO. |             | DATE      |        |
| NAME                 |             | 8/13 1997 |        |
| ADDRESS              |             |           |        |
| SOLD BY              |             |           |        |
| QUAN.                | DESCRIPTION | PRICE     | AMOUNT |
|                      |             | \$ 250.00 |        |
|                      |             |           |        |
|                      |             |           |        |
|                      |             |           |        |
|                      |             |           |        |
|                      |             |           |        |
|                      |             |           |        |
|                      |             |           |        |
|                      |             |           |        |
|                      |             | TAX       |        |
|                      |             | TOTAL     |        |

ALL claims and returned goods MUST be accompanied by this bill.

Rec'd by Don Ross

RADIOFORMS 74483-3PT  
BOX 257-8554

Total 99 = 36,726.75

DEFENDANTS' RESPONSE  
0112050

FY 004137



340-0050

**PLAZA EXTRA**  
4C-4D SION FRAM  
COSTED, ST. CROIX V. I. 00820  
(809) 778-8240

|                      |                   |       |        |
|----------------------|-------------------|-------|--------|
| CUSTOMER'S ORDER NO. | DATE              | 7/3   | 89     |
| NAME                 | Wally             |       |        |
| ADDRESS              |                   |       |        |
| QUAN.                | DESCRIPTION       | PRICE | AMOUNT |
|                      |                   | 10    | 300.00 |
|                      | thru hand         |       |        |
|                      |                   |       |        |
|                      | key case          |       |        |
|                      | <del>THANKS</del> |       |        |
|                      | Wally             |       |        |
|                      |                   | TAX   |        |
|                      |                   | TOTAL | 300.00 |

ALL claims and returned goods MUST be accompanied by this bill.

02700

Rec'd by

RAPIDFORMS 74488-8PT.  
800/257-8334

**DEFENDANTS' RESPONSE**  
0112051

FY 004138

340-0048

**PLAZA EXTRA**  
4C-4D SHIN FRAM  
C/STED, ST. CROIX V. I. 00820  
(809) 778-8240

| CUSTOMER'S ORDER NO. |                   | DATE         | 1/3 57 |  |
|----------------------|-------------------|--------------|--------|--|
| NAME                 |                   | W/alle,      |        |  |
| ADDRESS              |                   | 198          |        |  |
| QUAN.                | DESCRIPTION       | PRICE        | AMOUNT |  |
|                      | <i>Five units</i> |              |        |  |
|                      | <i>By me</i>      |              |        |  |
|                      | <b>Thank You!</b> |              |        |  |
|                      | <i>Wright</i>     |              |        |  |
|                      |                   | TAX          |        |  |
|                      |                   | <b>TOTAL</b> |        |  |

ALL claims and returned goods MUST be accompanied by this bill.

1694

Rec'd by \_\_\_\_\_

RAPIDFORMS  
800/257-8384

340

**DEFENDANTS' RESPONSE**  
0112052

FY 004139

340-0052

**PLAZA EXTRA**  
4C-4D SION FRAM  
DISTED. ST. CROIX V. I. 00820  
(809) 778-6240

|                      |                 |       |                |
|----------------------|-----------------|-------|----------------|
| CUSTOMER'S ORDER NO. | DATE            | 9/3   | 19 77          |
| NAME                 | <i>Wall</i>     |       |                |
| ADDRESS              |                 |       |                |
| <i>Thank You!</i>    |                 |       |                |
| QUAN.                | DESCRIPTION     | PRICE | AMOUNT         |
|                      | <i>cin film</i> |       |                |
|                      |                 |       |                |
|                      |                 |       |                |
|                      |                 |       |                |
|                      |                 |       |                |
|                      |                 |       |                |
|                      |                 |       |                |
|                      |                 | TAX   |                |
|                      |                 | TOTAL | <i>1000.00</i> |

ALL claims and returned goods MUST be accompanied by this bill

02698

Rec'd by

*Juan Roman*

RAPIDFORMS 7442-85T  
800-257-6394 7443-85T

DEFENDANTS' RESPONSE  
0112053

FY 004140

446-0066

PLAZA EYE OPTICAL  
117-21 51st St. New York, N.Y.  
CITY ST. CINCINNATI, OHIO  
(800) 728-8242

|                      |             |       |           |           |           |          |           |
|----------------------|-------------|-------|-----------|-----------|-----------|----------|-----------|
| CUSTOMER'S ORDER NO. |             | DATE  |           |           | 19 99     |          |           |
| NAME                 |             | Wally |           |           | PHONE NO. |          |           |
| ADDRESS              |             |       |           |           |           |          |           |
| SOLD BY              | CASH        | CHECK | CHARGE    | C.O.D.    | ON ACCT   | PAYD OUT | MODE RETD |
| QUAN.                | DESCRIPTION |       | PRICE     | AMOUNT    |           |          |           |
|                      |             |       | \$1760.00 |           |           |          |           |
|                      | McHannet    |       |           |           |           |          |           |
|                      | Special     |       |           |           |           |          |           |
|                      |             |       |           |           |           |          |           |
|                      |             |       |           |           |           |          |           |
|                      |             |       |           |           |           |          |           |
|                      |             |       |           |           |           |          |           |
|                      |             |       |           |           |           |          |           |
|                      |             |       |           |           |           |          |           |
|                      |             |       | TAX       |           |           |          |           |
| Received by          |             |       | TOTAL     | \$1760.00 |           |          |           |

01893

Thank You

PRINTED IN U.S.A.

DEFENDANTS' RESPONSE  
0112054

FY 004141

340-0047

**PLAZA EXTRA**  
 40-4D SIGNATURE  
 LOSTED, ST. CRICK V. (11820)  
 (809) 774-6240

|                      |      |       |    |    |
|----------------------|------|-------|----|----|
| CUSTOMER'S ORDER NO. | DATE | 10/18 | 19 | 97 |
| NAME: <i>Waco</i>    |      |       |    |    |
| ADDRESS              |      |       |    |    |

| QUAN. | DESCRIPTION       | PRICE | AMOUNT         |
|-------|-------------------|-------|----------------|
|       |                   | \$    | 3000.00        |
|       | <i>Thank You!</i> |       |                |
|       | <i>Thank You!</i> |       |                |
|       |                   |       |                |
|       |                   | TAX   |                |
|       |                   | TOTAL | <i>3000.00</i> |

ALL claims and returned goods MUST be accompanied by this bill.

02946

Rec'd by \_\_\_\_\_

RAPIDFORMS 74483-8PT.  
 606257-8354

340-0046

**PLAZA EXTRA**  
4C-4D SION FRAM  
U/S FED, ST. CROIX V. I. 00820  
(809) 778-6240

|                      |             |           |         |
|----------------------|-------------|-----------|---------|
| CUSTOMER'S ORDER NO. | DATE        | 11/8 1999 |         |
| NAME                 | Wally Hines |           |         |
| ADDRESS              |             |           |         |
| QUAN.                | DESCRIPTION | PRICE     | AMOUNT  |
|                      |             |           | 5,00 00 |
|                      |             |           |         |
|                      |             |           |         |
|                      |             |           |         |
|                      |             |           |         |
|                      |             |           |         |
|                      |             |           |         |
|                      |             |           |         |
|                      |             |           |         |
|                      |             | TAX       |         |
|                      |             | TOTAL     |         |

ALL claims and returned goods MUST be accompanied by this bill.

02950

Rec'd by

RAPIDFORMS 74483-3PT  
800257-8354

DEFENDANTS' RESPONSE  
0112056

FY 004143

340-0044

**PLAZA EXTRA**  
 4C-4D SILVER FRAM  
 COSTED, ST. OF VIR V. I. 00820  
 (808) 7 1-40

| CUSTOMER'S ORDER NO. |                      | DATE        |                  |
|----------------------|----------------------|-------------|------------------|
|                      |                      | 11/23 10 55 |                  |
| NAME <i>Wally</i>    |                      |             |                  |
| ADDRESS              |                      |             |                  |
|                      |                      |             |                  |
| QUAN.                | DESCRIPTION          | PRICE       | AMOUNT           |
|                      | <i>Junior</i>        |             | <i>\$1600.00</i> |
|                      | <i>Old fashioned</i> |             |                  |
|                      | <i>Six 1/2 in</i>    |             |                  |
| <i>THANK YOU</i>     |                      |             |                  |
|                      |                      | TAX         |                  |
|                      |                      | TOTAL       | <i>1600.00</i>   |

ALL claims and returned goods MUST be accompanied by this bill.

03796

Rec'd by \_\_\_\_\_

RAPIDFORMS 74483-3PT.  
 800257-8354

**DEFENDANTS' RESPONSE**  
 0112057

FY 004144

340-0043

**PLAZA EXTRA**  
4C-4D SION FRAM  
C'STED, ST. CROIX V. I. 00820  
(809) 778-8240

|                      |              |       |       |
|----------------------|--------------|-------|-------|
| CUSTOMER'S ORDER NO. | DATE         | 11/30 | 10:55 |
| NAME                 | <i>Willy</i> |       |       |
| ADDRESS              | <i>Willy</i> |       |       |

| QUAN.             | DESCRIPTION | PRICE | AMOUNT  |
|-------------------|-------------|-------|---------|
| .. 4000.00        |             | 16    | 5000.00 |
| .. 5000.00        |             |       |         |
| <i>Thank You!</i> |             |       |         |
|                   |             | TAX   |         |
|                   |             | TOTAL | 5000.00 |

ALL claims and returned goods MUST be accompanied by this bill.

03792

Rec'd by \_\_\_\_\_

RAPIDFORMS 74483-854  
600/257-3334 74483-854

**DEFENDANTS' RESPONSE**  
0112058

FY 004145



340-0042

**PLAZA EXTRA**  
4C-4D SION FRAM  
C'STED, ST. CROIX V. I. 00820  
(809) 778-6240

| CUSTOMER'S ORDER NO. | DATE            | 12-7-10 99 |         |
|----------------------|-----------------|------------|---------|
| NAME                 | Wally Hamer     |            |         |
| ADDRESS              | [REDACTED]      |            |         |
| QUAN.                | DESCRIPTION     | PRICE      | AMOUNT  |
|                      | Carlsbad        |            | 3626 75 |
|                      | #7 S...<br>gals |            |         |
| <b>Thank You!</b>    |                 |            |         |
|                      |                 |            |         |
|                      |                 | TAX        |         |
|                      |                 | TOTAL      |         |

ALL claims and returned goods MUST be accompanied by this bill.

03780

Rec'd by

RAPIDFORMS  
609257-6354 7488-387

**DEFENDANTS' RESPONSE**  
0112059

FY 004146



340-0040

**PLAZA EXTRA**  
4C-4D SION FRAM  
COSTED, ST. CROIX V. I. 00820  
(809) 778-6240

|                         |                  |                 |               |
|-------------------------|------------------|-----------------|---------------|
| CUSTOMER'S ORDER NO.    |                  | DATE            |               |
| NAME <i>MALLY Hamed</i> |                  | <i>12-17-99</i> |               |
| ADDRESS                 |                  |                 |               |
| QUAN.                   | DESCRIPTION      | PRICE           | AMOUNT        |
|                         | <i>1/2 Swan</i>  |                 | <i>Swan</i>   |
|                         | <i>1/2 House</i> |                 |               |
| <i>Thank You!</i>       |                  |                 |               |
|                         |                  | TAX             |               |
|                         |                  | TOTAL           | <i>200.00</i> |

ALL claims and returned goods MUST be accompanied by this bill.

13 59

Rec'd by *[Signature]*

RAPIDFORMS  
60227-8364 74483-SFF

340-0038

**PLAZA EXTRA**  
4C-4D SION FRAM  
POSTED, ST. CROIX V. I. 00820  
(809) 778-6240

| CUSTOMER'S ORDER NO. |                | DATE   |        |
|----------------------|----------------|--------|--------|
| NAME                 |                | 17-7*  | 10 5*  |
| ADDRESS              |                |        |        |
| QUAN.                | DESCRIPTION    | PRICE  | AMOUNT |
|                      | <i>Antique</i> | 121.00 | 121.00 |
| <i>Thank You!</i>    |                |        |        |
| TAX                  |                |        |        |
| TOTAL                |                |        |        |

ALL claims and returned goods MUST be accompanied by this bill.

03281

Rec'd by *[Signature]*  
Rapid Print 800-257-8334 778-887

340-0037

**PLAZA EXTRA**  
4C-4D SION FRAM  
C/STED, ST. CROIX V. I. 00820  
(809) 778-6240

|                      |                   |            |           |
|----------------------|-------------------|------------|-----------|
| CUSTOMER'S ORDER NO. |                   | DATE       |           |
| NAME                 |                   | 01-10 2000 |           |
| ADDRESS              |                   |            |           |
|                      |                   |            |           |
| QUAN.                | DESCRIPTION       | PRICE      | AMOUNT    |
|                      | Thin + hair spray | 7.31       | 1.00      |
|                      |                   |            |           |
|                      |                   |            |           |
|                      |                   |            |           |
|                      |                   |            |           |
|                      |                   |            |           |
|                      |                   |            |           |
|                      |                   |            |           |
|                      |                   | TAX        |           |
|                      |                   | TOTAL      | 85,122.00 |

ALL claims and returned goods MUST be accompanied by this bill.

03135

Rec'd by \_\_\_\_\_

RAPIDFORMS 74482 - 3PT.  
800257-8384 74483 - 3PT.

*Total in zeros = 85,122.00*

**DEFENDANTS' RESPONSE**  
**0112063**

FY 004150

340-0036

**PLAZA EXTRA**  
4C-4D SION FRAM  
COSTED, ST. CROIX V. I. 00820  
(809) 778-8240

| CUSTOMER'S ORDER NO.    |  | DATE  |           |
|-------------------------|--|-------|-----------|
|                         |  | 01-14 | 19 00     |
| NAME <i>W. J. H. H.</i> |  |       |           |
| ADDRESS                 |  |       |           |
| SOLD BY                 |  |       |           |
| QUAN.                   | DESCRIPTION  | PRICE | AMOUNT    |
|                         | <i>Ther + h... S...<br/>p... h... d...<br/>Hande</i> | 8     | 3500 (17) |
|                         |  |       |           |
|                         |  |       |           |
|                         |  |       |           |
|                         |  |       |           |
|                         |  |       |           |
|                         |  |       |           |
|                         |  |       |           |
|                         |  |       |           |
|                         |  |       |           |
|                         |  |       |           |
|                         |  |       |           |
|                         |  | TAX   |           |
|                         |  | TOTAL | 500.00    |

ALL claims and returned goods MUST be accompanied by this bill.

03139

Rec'd by \_\_\_\_\_

RAPIDFORMS 74482-3PT  
800-257-8364 74483-3PT

340-0035

**PLAZA EXTRA**  
4C-4D SION FRAM  
C/STED, ST. CROIX V. I. 00820  
(809) 778-6240

| CUSTOMER'S ORDER NO. |                                   | DATE  | 01-25 19 00 |    |
|----------------------|-----------------------------------|-------|-------------|----|
| NAME                 |                                   | Dally |             |    |
| ADDRESS              |                                   |       |             |    |
|                      |                                   |       |             |    |
| QUAN.                | DESCRIPTION                       | PRICE | AMOUNT      |    |
|                      | Two Three Small<br>Flour biscuits | 1.45  | 75.00       | 00 |
| <i>Thank You!</i>    |                                   |       |             |    |
|                      |                                   | TAX   |             |    |
|                      |                                   | TOTAL | 75.00       | 00 |

ALL claims and returned goods MUST be accompanied by this bill.

03167

Rec'd by \_\_\_\_\_

RAPIDFORMS 7443-2PT  
809257-8304 7443-3PT

**DEFENDANTS' RESPONSE**  
0112065

FY 004152

340-0034

**PLAZA EXTRA**  
4C-4D SION FRAM  
C. STED, ST. CROIX V. I. 00820  
(809) 778-8240

|                       |  |             |  |
|-----------------------|--|-------------|--|
| CUSTOMER'S ORDER NO.  |  | DATE        |  |
|                       |  | 01-27 19 00 |  |
| NAME <i>Wally</i>     |  |             |  |
| ADDRESS               |  |             |  |
| FOOD BY               |  |             |  |
| QUAN.                 |  |             |  |
| DESCRIPTION           |  |             |  |
| PRICE                 |  |             |  |
| AMOUNT                |  |             |  |
| 4 3 000.00            |  |             |  |
| <i>Three thousand</i> |  |             |  |
| <i>Thank you</i>      |  |             |  |
| <i>Wally</i>          |  |             |  |
| TAX                   |  |             |  |
| TOTAL <i>5 111.00</i> |  |             |  |

ALL claims and returned goods MUST be accompanied by this bill.

03154

Rec'd by

RAPIDFORMS 74483-1PT  
800/257-8324

**DEFENDANTS' RESPONSE**  
0112066

FY 004153





38469

340-0025

Customer's Order No. \_\_\_\_\_ Date 2/23 1900  
 Name Nully House  
 Address \_\_\_\_\_

| QUAN. | DESCRIPTION                      | PAID BY |          |        |          |            | AMOUNT         |
|-------|----------------------------------|---------|----------|--------|----------|------------|----------------|
|       |                                  | CASH    | C. O. D. | CHEQUE | ON ACCT. | MSBE RETD. |                |
|       | <i>[Handwritten description]</i> |         |          |        |          |            | <i>3000.00</i> |
|       | <i>[Handwritten description]</i> |         |          |        |          |            | <i>5152</i>    |
|       |                                  |         |          |        |          |            | <i>3000.00</i> |

ALL claims and returned goods MUST be accompanied by this bill.

Rec'd By \_\_\_\_\_

NO. 51

340-0024

|                  |  |         |
|------------------|--|---------|
| NAME:            |  | DATE:   |
| ADDRESS:         |  | 4/17/00 |
| CITY, STATE, ZIP |  |         |

|         |      |        |        |          |           |          |
|---------|------|--------|--------|----------|-----------|----------|
| PAID BY | CASH | C.O.D. | CHARGE | ON ACCT. | MIS. FTS. | PAID OUT |
|---------|------|--------|--------|----------|-----------|----------|

|                      |  |              |
|----------------------|--|--------------|
| CUSTOMER'S ORDER NO. |  | RECEIVED BY: |
|                      |  | 1000-        |
|                      |  | 1000-        |

*Ken Johnson*  
*[Signature]*

KEEP THIS COPY FOR YOUR RECORDS  
©1998 **REFORM** 5L240

NO. **1327**

340-0023

|                       |                      |
|-----------------------|----------------------|
| NAME: <u>W. L. G.</u> | DATE: <u>5/23/60</u> |
| ADDRESS:              |                      |
| CITY, STATE, ZIP      |                      |

|         |      |        |        |          |          |          |
|---------|------|--------|--------|----------|----------|----------|
| SOLD BY | CASH | C.O.D. | CHEQUE | ON ACCT. | HOW ETC. | Paid OUT |
|---------|------|--------|--------|----------|----------|----------|

|  |                          |
|--|--------------------------|
| <p style="text-align: right;"><b>\$ 3500.00</b></p> <p><i>Three thousand five hundred</i></p> <p style="text-align: center;"><i>W. L. G.</i></p> | <p><b>\$ 3500.00</b></p> |
|--|--------------------------|

CUSTOMER'S ORDER NO. \_\_\_\_\_ RECEIVED BY: \_\_\_\_\_

KEEP THIS COPY FOR YOUR RECORDS  
 C1800 REPORT # 51240

340-0022

NO. 180

|                    |                     |
|--------------------|---------------------|
| NAME: <i>Nally</i> | DATE: <i>6/6/60</i> |
| ADDRESS:           |                     |
| CITY, STATE, ZIP   |                     |

| SOLD BY | QTY | C.P.R. | CHARGE | ON ACCT. | REMARKS | PAY OUT |
|---------|-----|--------|--------|----------|---------|---------|
|---------|-----|--------|--------|----------|---------|---------|

|                                  |  |  |  |  |                                 |                |
|----------------------------------|--|--|--|--|---------------------------------|----------------|
| <i>Four thousand</i>             |  |  |  |  |                                 | <i>4000.00</i> |
|                                  |  |  |  |  |                                 |                |
|                                  |  |  |  |  |                                 |                |
|                                  |  |  |  |  |                                 |                |
|                                  |  |  |  |  |                                 |                |
|                                  |  |  |  |  |                                 |                |
|                                  |  |  |  |  |                                 |                |
|                                  |  |  |  |  |                                 |                |
|                                  |  |  |  |  |                                 |                |
|                                  |  |  |  |  |                                 |                |
| CUSTOMER'S ORDER NO. <i>1000</i> |  |  |  |  | RECEIVED BY: <i>[Signature]</i> | <i>4000.00</i> |

KEEP THIS COPY FOR YOUR RECORDS  
©1958 BEDFORD 5L240



340-0020

NO. ████████ 89

|                  |              |
|------------------|--------------|
| NAME:            | <i>Wally</i> |
| ADDRESS:         | <i>Wally</i> |
| CITY, STATE, ZIP |              |

|         |      |      |        |          |      |         |
|---------|------|------|--------|----------|------|---------|
| SOLD BY | CASH | C.R. | CHANGE | ON ACCT. | NOTE | PAY OUT |
|---------|------|------|--------|----------|------|---------|

|                                    |  |  |  |  |  |            |
|------------------------------------|--|--|--|--|--|------------|
|                                    |  |  |  |  |  | \$ 3500.00 |
| <i>Three thousand five hundred</i> |  |  |  |  |  |            |
| <i>five hundred</i>                |  |  |  |  |  |            |
| <i>Wally</i>                       |  |  |  |  |  |            |
|                                    |  |  |  |  |  | \$ 3500.00 |

|                      |              |
|----------------------|--------------|
| CUSTOMER'S ORDER NO. | RECEIVED BY: |
|----------------------|--------------|

KEEP THIS COPY FOR YOUR RECORDS  
 ©1988 HILFON® 5L240

340-0019

# PLAZA EXTRA

4C-4D SION FRAM  
C'STED, ST. CROIX V.I. 00820  
(340) 778-6240

|                      |             |         |                         |
|----------------------|-------------|---------|-------------------------|
| CUSTOMER'S ORDER NO. |             | PHONE   | DATE                    |
| NAME                 |             | 6/19/02 |                         |
| ADDRESS              |             |         |                         |
| CASH                 | C.O.D.      | CHARGE  | ON ACCT. (CASH ON DEL.) |
| four hundred         |             |         | 100.00                  |
| Duyff                |             |         |                         |
| SOLD BY              | RECEIVED BY | TAX     | TOTAL                   |
|                      |             |         | 400.00                  |

C PRODUCT 809 All claims and returned goods MUST be accompanied by this bill

1838

To Reorder:  
800-225-6380 or nebs.com

Thank You

DEFENDANTS' RESPONSE  
0112074

FY 004161



NO.



12

340-0018

|                   |         |
|-------------------|---------|
| NAME:             | DATE:   |
|                   | 6/23/00 |
| ADDRESS:          |         |
| Wally             |         |
| CITY, STATE, ZIP: |         |
|                   |         |

| PAID BY | CASH | C.O.D. | CHECK | ON ACCT. | NEW EFT. | PAID BY |
|---------|------|--------|-------|----------|----------|---------|
|         |      |        |       |          |          |         |

| DATE | DESCRIPTION             | AMOUNT   |
|------|-------------------------|----------|
|      |                         |          |
|      | Handwritten description | \$350.00 |
|      |                         |          |
|      |                         |          |
|      |                         |          |
|      |                         |          |
|      |                         |          |
|      |                         |          |
|      |                         |          |
|      |                         |          |
|      |                         |          |
|      |                         |          |
|      |                         |          |
|      |                         |          |
|      |                         |          |
|      |                         |          |

|                      |              |
|----------------------|--------------|
| CUSTOMER'S ORDER NO. | RECEIVED BY: |
|                      |              |

KEEP THIS COPY FOR YOUR RECORDS  
 O-1998 BELLWORKS 51240

NO.  44

340-0017

|                            |                         |
|----------------------------|-------------------------|
| NAME:                      | DATE:<br><i>6/26/00</i> |
| ADDRESS:<br><i>N 8 161</i> |                         |
| CITY, STATE, ZIP           |                         |

|         |     |        |        |          |          |         |
|---------|-----|--------|--------|----------|----------|---------|
| SOLD BY | TAX | C.S.A. | CHARGE | ON ACCT. | INTEREST | PAY OUT |
|---------|-----|--------|--------|----------|----------|---------|

|                      |              |                   |  |
|----------------------|--------------|-------------------|--|
| <i>five thousand</i> |              | <i>5000.00</i>    |  |
|                      |              |                   |  |
|                      |              |                   |  |
|                      |              |                   |  |
|                      |              |                   |  |
|                      |              |                   |  |
|                      |              |                   |  |
|                      |              |                   |  |
|                      |              |                   |  |
|                      |              |                   |  |
| <i>WJH</i>           |              |                   |  |
|                      |              | <i>\$ 5000.00</i> |  |
| CUSTOMER'S ORDER NO. | RECEIVED BY: |                   |  |

KEEP THIS COPY FOR YOUR RECORDS  
 ©1998 REPTON 51348

340-0016

NO. 147

NAME: \_\_\_\_\_ DATE: 8/30/68

ADDRESS: Wally Han

CITY, STATE, ZIP \_\_\_\_\_

| PAID BY | CASH | C.O.D. | CHEQUE | ON ACCT. | NON INTL. | PAID OUT |
|---------|------|--------|--------|----------|-----------|----------|
|         | 1    |        |        |          |           |          |

|                            |                   |
|----------------------------|-------------------|
| <u>four thousand</u>       | <u>\$ 4000.00</u> |
|                            |                   |
|                            |                   |
|                            |                   |
|                            |                   |
|                            |                   |
|                            |                   |
|                            |                   |
|                            |                   |
|                            |                   |
| <u>Wally Han</u>           | <u>\$ 4000.00</u> |
| CUSTOMER'S ORDER NO. _____ | RECEIVED BY _____ |

KEEP THIS COPY FOR YOUR RECORDS  
 01206 ~~01207~~ 01248

340-0015

# PLAZA EXTRA

4C-4D SION FRAM  
C'STED, ST. CROIX V.I. 00820  
(340) 778-6240

|   |        |         |                    |
|---|--------|---------|--------------------|
| CUSTOMER'S ORDER NO.                                      |        | PHONE   | DATE               |
|   |        |         | 7/7/00             |
| NAME  |        |         |                    |
| Wally Harris  |        |         |                    |
| ADDRESS   |        |         |                    |
|   |        |         |                    |
| Q.A.M.  | C.O.D. | ADDRESS | PRICE              |
|   |        |         |                    |
| Thirteen<br>Thousand<br>Three hundred<br>Fifty<br>Dollars |        |         | \$ 13,362.00       |
| SOLD BY<br>RECEIVED BY<br>[Signature]                     |        |         | TAX                |
|   |        |         | TOTAL \$ 13,362.00 |

© PRODUCT 809 All claims and returned goods MUST be accompanied by this bill.

1475

To Reorder:  
800-225-6380 or nabs.com

Thank You

DEFENDANTS' RESPONSE  
0112078

FY 004165

340-0014

# PLAZA EXTRA

4C-4D SION FRAM  
C'STED, ST. CROIX V.I. 00820  
(340) 778-6240

|                      |        |             |           |
|----------------------|--------|-------------|-----------|
| CUSTOMER'S ORDER NO. |        | PHONE       | DATE      |
| NAME                 |        | 8/7/00      |           |
| ADDRESS              |        |             |           |
| Wally                |        |             |           |
| CASH                 | C.A.B. | CHANGE      | GROceries |
| TAX                  |        | TOTAL       |           |
| SOLD BY              |        | RECEIVED BY | TOTAL     |
|                      |        |             | 2072.10   |

C. PRODUCT 609 All claims and returned goods MUST be accompanied by this bill.

1528

To Reorder:  
800-225-6360 or [webs.com](http://webs.com)

Thank You

340-0013

# PLAZA EXTRA

4C-4D SION FRAM  
C'STED, ST. CROIX V.I. 00820  
(340) 778-6240

|                      |       |             |          |                      |            |
|----------------------|-------|-------------|----------|----------------------|------------|
| CUSTOMER'S ORDER NO. |       | PHONE       |          | DATE 5/11/2000       |            |
| NAME <i>Wally</i>    |       |             |          |                      |            |
| ADDRESS              |       |             |          |                      |            |
| CASH                 | CHEQ. | CHANGE      | ON ACCT. | HOUSE PRTS.          | PAYD OUT   |
| <i>four thousand</i> |       |             |          |                      | \$ 4000.00 |
| TAX                  |       |             |          |                      |            |
| SOLD BY              |       | RECEIVED BY |          | TOTAL <i>4000.00</i> |            |

C PRODUCT 609 All claims and returned goods MUST be accompanied by this bill.

1522

To Reorder:  
800-225-6380 or nebs.com

Thank You

340-0012


# PLAZA EXTRA

4C-4D SION FRAM  
C'STED, ST. CROIX V.I. 00820  
(340) 778-6240

|  |        |             |          |              |           |
|--|--------|-------------|----------|--------------|-----------|
| CUSTOMER'S ORDER NO.                                 |        | PHONE       |          | DATE 8/13/00 |           |
| NAME   |        |             |          |              |           |
| ADDRESS Nalley                                       |        |             |          |              |           |
| CASH   | C.O.D. | CHARGE      | DISCOUNT | TAXES, NETS  | PAY OUT   |
|  |        |             |          |              | \$ 325.00 |
| Thank you for<br>Twenty five<br>Lamb Steaks<br>W. H. |        |             |          |              |           |
| PAID BY  |        | RECEIVED BY |          | TAX          |           |
|  |        |             |          | TOTAL        | 325.00    |

© PRODUCT 000 All claims and returned goods MUST be accompanied by this bill.

1194

 To Reorder:  
800-225-6380 or nobe.com

Thank You

DEFENDANTS' RESPONSE  
0112081

FY 004168

340-0010


# PLAZA EXTRA

4C-4D SIGN FRAM  
C'STED, ST. GROIX V.I. 00820  
(340) 778-6240

|                                   |             |        |          |           |          |
|-----------------------------------|-------------|--------|----------|-----------|----------|
| CLIENT'S ORDER NO.                | PHONE       | DATE   | 8/25/00  |           |          |
| NAME<br><i>Neely</i>              |             |        |          |           |          |
| ADDRESS                           |             |        |          |           |          |
| CASH                              | C.O.D.      | CHARGE | ON ACCT. | MORE NETO | PAYD OUT |
| <i>four thousand five hundred</i> |             |        |          |           | 4500.00  |
| <i>[Signature]</i>                |             |        |          |           | TAX      |
| SOLD BY                           | RECEIVED BY |        |          | TOTAL     | 4,500    |

© PRODUCT 600 All claims and returned goods MUST be accompanied by this bill.

1495

 To Reorder:  
800-225-6380 or nebs.com

*Thank You*

DEFENDANTS' RESPONSE

0112082

FY 004169



340-0011

# PLAZA EXTRA

4C-4D SION FRAM  
C'STED, ST. CROIX V.I. 00820  
(340) 778-6240

|                      |                     |           |
|----------------------|---------------------|-----------|
| CUSTOMER'S ORDER NO. | PHONE               | DATE      |
| NAME                 |                     | 9/28/00   |
| Wally                |                     |           |
| ADDRESS              |                     |           |
|                      |                     |           |
| QTY                  | DESCRIPTION         | PRICE     |
|                      | four thousand       | \$4750.00 |
|                      | seven hundred fifty |           |
| Amount               |                     |           |
| SOLD BY              | RECEIVED BY         | TAX       |
|                      |                     |           |
| TOTAL                |                     | 4750.00   |

PRODUCT 808

All claims and returned goods MUST be accompanied by this bill.

1512

To Reorder:  
800-225-6380 or nebs.com

Thank You

DEFENDANTS' RESPONSE  
0112083

FY 004170

340-0008

# PLAZA EXTRA

4C-4D SIGN FRAM  
C'STED, ST. CROIX V.I. 00820  
(340) 778-6240

|                                    |             |          |         |              |         |
|------------------------------------|-------------|----------|---------|--------------|---------|
| CUSTOMER'S ORDER NO.               | PHONE       | DATE     |         |              |         |
|                                    |             | 10/19/00 |         |              |         |
| NAME <i>Wally Hamed</i>            |             |          |         |              |         |
| ADDRESS                            |             |          |         |              |         |
| CASH                               | C.D.S.      | CHANGE   | ON ACCT | RESTRICTIONS | PAY OUT |
|                                    |             |          |         |              | 3500.00 |
| <i>Three thousand five hundred</i> |             |          |         |              |         |
| <i>D. Hamed</i>                    |             |          |         |              |         |
| TAX                                |             |          |         |              |         |
| BOLD BY                            | RECEIVED BY |          |         |              | TOTAL   |
|                                    |             |          |         |              | 500.00  |

© PRODUCT 609 All claims and returned goods MUST be accompanied by this bill.

1779

To Reorder:  
800-225-6390 or nebe.com

*Thank You*

DEFENDANTS' RESPONSE  
0112084

FY 004171



340-0064

NO.  60

|                          |                      |
|--------------------------|----------------------|
| NAME: <i>Wally Lamed</i> | DATE: <i>3-18-70</i> |
| ADDRESS:                 |                      |
| CITY, STATE, ZIP         |                      |

| BOUGHT BY: | CASH | C.O.D. | CHARGE | ON ACCT. | MEMBER'S | Paid Out |
|------------|------|--------|--------|----------|----------|----------|
|------------|------|--------|--------|----------|----------|----------|

| BOUGHT BY:         | CASH | C.O.D. | CHARGE | ON ACCT. | MEMBER'S | Paid Out    |
|--------------------|------|--------|--------|----------|----------|-------------|
| <i>Suan Rosero</i> |      |        |        |          |          | <i>1200</i> |
|                    |      |        |        |          |          |             |
|                    |      |        |        |          |          |             |
|                    |      |        |        |          |          |             |
|                    |      |        |        |          |          |             |
|                    |      |        |        |          |          |             |
|                    |      |        |        |          |          |             |
|                    |      |        |        |          |          |             |
|                    |      |        |        |          |          |             |
|                    |      |        |        |          |          |             |
|                    |      |        |        |          |          |             |
|                    |      |        |        |          |          |             |
|                    |      |        |        |          |          |             |
|                    |      |        |        |          |          |             |
|                    |      |        |        |          |          |             |
|                    |      |        |        |          |          |             |
|                    |      |        |        |          |          |             |
|                    |      |        |        |          |          |             |
|                    |      |        |        |          |          |             |
|                    |      |        |        |          |          |             |
|                    |      |        |        |          |          |             |
|                    |      |        |        |          |          |             |

KEEP THIS COPY FOR YOUR RECORDS  
CLASS. REPORT # 5L240



# Plaza Extra 0793

4C & D Estate Sion Farm  
 Csted, St. Croix, V.I. 00821  
 Tel: (340) 778-6240  
 Fax: (340) 778-1200  
 #14 Estate Plessen  
 Fsted, St. Croix, V.I. 00841  
 Tel: (340) 719-1870  
 Fax: (340) 719-1874

|                                   |     |  |                      |
|-----------------------------------|-----|--|----------------------|
| Purchase Order No. _____          |     | Date <del>3/31/01</del> <u>3/31/01</u> |                      |
| Account Name _____                |     | Address _____                          |                      |
| SOLD BY _____                     |     | PHONE _____                            |                      |
| CASH                              | COD | CHECK                                  | CHARGE               |
| QUAN                              |     | DESCRIPTION                            | PRICE AMOUNT         |
|                                   |     | Hours work                             | \$ 720.00            |
|                                   |     | (master)                               | \$ 250.00            |
|                                   |     | <del>minibuild south</del>             | <del>\$ 970.00</del> |
|                                   |     |  |                      |
|                                   |     |  |                      |
|                                   |     |  |                      |
|                                   |     |  |                      |
|                                   |     |  |                      |
|                                   |     |  |                      |
|                                   |     |  |                      |
| Received by <u>Walter Francis</u> |     | 449-1648                               |                      |

All claims and returned items **MUST** be accompanied by this invoice

# Plaza Extra 0894

4C & D Estate Sion Farm  
 Csted, St. Croix, V.I. 00821  
 Tel: (340) 778-6240  
 Fax: (340) 778-1200

#14 Estate Plessen  
 Fsted, St. Croix, V.I. 00841  
 Tel: (340) 719-1870  
 Fax: (340) 719-1874

| Purchase Order No |                         | Date  |          |
|-------------------|-------------------------|-------|----------|
| Account Name      |                         | Date  |          |
| Address           |                         |       |          |
| SOLD BY           |                         | CASH  | COD      |
| Phone             |                         | CHECK | CHARGE   |
| QUAN              | DESCRIPTION             | PRICE | AMOUNT   |
|                   | one thousand            |       | 1,248.00 |
|                   | Two hundred forty eight |       |          |
| Received by       |                         |       | 1,248.00 |
| 449-1673          |                         |       |          |

All claims and returned items **MUST** be accompanied by this invoice.



# Plaza Extra 1202

4C & D Estate Sion Farm  
 C'sted, St. Croix, V.I. 00821  
 Tel: (340) 778-6240  
 Fax: (340) 778-1200


#14 Estate Plessen  
 F'sted, St. Croix, V.I. 00841  
 Tel: (340) 719-1870  
 Fax: (340) 719-1874

Purchase Order No. \_\_\_\_\_ Date 4/4/01  
 Account Name Wally Hamed  
 Address \_\_\_\_\_ Phone \_\_\_\_\_

| SOLD BY | CASH | C.O.D. | CHECK | CHARGE |
|---------|------|--------|-------|--------|
|         |      |        |       |        |

| QUAN | DESCRIPTION                   | PRICE              | AMOUNT |
|------|-------------------------------|--------------------|--------|
|      | <u>one thousand furnished</u> | <u>\$ 1,500.00</u> |        |
|      |                               |                    |        |
|      |                               |                    |        |
|      |                               |                    |        |
|      |                               |                    |        |
|      |                               |                    |        |
|      |                               |                    |        |
|      |                               |                    |        |
|      |                               |                    |        |
|      |                               |                    |        |

449-1628

Received By: 
\$ 2,500.00

All claims and returned items MUST be accompanied by this invoice



# Plaza Extra 1342

4C & D Estate Sion Farm  
 C'sted, St. Croix, V.I. 00821  
 Tel: (340) 778-6240  
 Fax: (340) 778-1200

#14 Estate Plessen  
 F'sted, St. Croix, V.I. 00841  
 Tel: (340) 719-1870  
 Fax: (340) 719-1874

|                   |  |             |          |
|-------------------|--|-------------|----------|
| Purchase Order No |  | Date        |          |
| Account Name      |  | 5/2/01      |          |
| Address           |  | Wally Hamed |          |
| SOLD BY           |  | CASH        | CHEK     |
| DUAN              |  | COB         | CHARGE   |
| DESCRIPTION       |  | PRICE       | AMOUNT   |
| one thousand      |  | 9/500.00    |          |
| five hundred      |  |             |          |
| [Signature]       |  |             |          |
| Received by       |  | 449-1650    | 9/500.00 |

All claims and returned items MUST be accompanied by this invoice.

# Plaza Extra 0989

4C & D Estate Sion Farm  
C'sted, St. Croix, V.I. 00821  
Tel: (340) 778-6240  
Fax: (340) 778-1200

#14 Estate Plessen  
F'sted, St. Croix, V.I. 00841  
Tel: (340) 719-1870  
Fax: (340) 719-1874

|                                 |                     |       |                 |                    |     |       |        |
|---------------------------------|---------------------|-------|-----------------|--------------------|-----|-------|--------|
| Purchase Order No _____         |                     |       |                 | Date <u>5/8/01</u> |     |       |        |
| Account Name <u>Wally Hamel</u> |                     |       |                 |                    |     |       |        |
| Address _____                   |                     |       |                 |                    |     |       |        |
| SOLD BY _____                   |                     |       |                 | CASH               | COD | CHECK | CHARGE |
| QUAN                            | DESCRIPTION         | PRICE | AMOUNT          |                    |     |       |        |
|                                 | <u>Two thousand</u> |       | <u>2,000.00</u> |                    |     |       |        |
|                                 | <u>Wally Hamel</u>  |       |                 |                    |     |       |        |
| 449-0491                        |                     |       |                 | <u>2,000</u>       |     |       |        |
| Received by _____               |                     |       |                 |                    |     |       |        |

All claims and returned items **MUST** be accompanied by this invoice

# Plaza Extra 0993

4C & D Estate Sion Farm  
 C'sted, St. Croix, V.I. 00821  
 Tel: (340) 778-6240  
 Fax: (340) 778-1200

#14 Estate Plessen  
 F'sted, St. Croix, V.I. 00841  
 Tel: (340) 719-1870  
 Fax: (340) 719-1874

|                   |  |              |        |          |         |
|-------------------|--|--------------|--------|----------|---------|
| Purchase Order No |  | Date         |        | 5/10/01  |         |
| Account Name      |  | Wally Hamel  |        |          |         |
| Address           |  |              |        |          |         |
| SOLD BY           |  | CASH         | C.O.D. | CHECK    | CHARGE  |
| QUAN              |  | DESCRIPTION  |        | PRICE    | AMOUNT  |
|                   |  | one thousand |        |          | 1500.00 |
|                   |  | five hundred |        |          |         |
|                   |  | [Signature]  |        |          |         |
| Received by       |  |              |        | 449-1657 | 1500.00 |

All claims and returned items MUST be accompanied by this invoice.



# Plaza Extra 1000

4C & D Estate Sion Farm  
Csted, St. Croix, V.I. 00821  
Tel: (340) 778-6240  
Fax: (340) 778-1200

#14 Estate Plessan  
Fsted, St. Croix, V.I. 00841  
Tel: (340) 719-1870  
Fax: (340) 719-1874

|                    |                  |          |         |        |      |         |
|--------------------|------------------|----------|---------|--------|------|---------|
| Purchase Order No. |                  |          |         |        | Date | 5/15/01 |
| Account Name       | Nally Hamed      |          |         |        |      |         |
| Address            |                  |          |         |        |      |         |
| SOLD BY            | CASH             | COO      | CHECK   | CHARGE |      |         |
| QUAN               | DESCRIPTION      | PRICE    | AMOUNT  |        |      |         |
|                    | — ten thousand — | \$       | 3000.00 |        |      |         |
|                    | JGA              |          |         |        |      |         |
| Received by        |                  | 449-0493 | 3000.00 |        |      |         |

All claims and returned items MUST be accompanied by this invoice

# Plaza Extra 0513

4C & D Estate Sion Farm  
 C'sted, St. Croix, V.I. 00821  
 Tel: (340) 778-6240  
 Fax: (340) 778-1200

#14 Estate Plessen  
 F sted, St. Croix, V.I. 00841  
 Tel: (340) 719-1870  
 Fax: (340) 719-1874

|                                |  |                     |  |
|--------------------------------|--|---------------------|--|
| Purchase Order No. _____       |  | Date <u>5/22/01</u> |  |
| Account Name _____             |  | Address _____       |  |
| Address _____                  |  | Phone _____         |  |
| SOLD BY <u>[Signature]</u>     |  | CASH _____          |  |
| C.O.D. _____                   |  | CHECK _____         |  |
| CHARGE _____                   |  | PRICE _____         |  |
| QUANTITY _____                 |  | DESCRIPTION         |  |
|                                |  | AMOUNT              |  |
|                                |  | 300   00            |  |
|                                |  | Wally given to      |  |
|                                |  | father for          |  |
|                                |  | uncle               |  |
|                                |  | 449-1669            |  |
|                                |  | 300   00            |  |
| Received by <u>[Signature]</u> |  |                     |  |

All claims and returned items **MUST** be accompanied by this invoice





# Plaza Extra 1512

4C & D Estate Sion Farm  
 C'sted, St. Croix, V.I. 00821  
 Tel: (340) 778-6240  
 Fax: (340) 778-1200

#14 Estate Plessen  
 F'sted, St. Croix, V.I. 00841  
 Tel: (340) 719-1870  
 Fax: (340) 719-1874

|                                  |  |                     |                |
|----------------------------------|--|---------------------|----------------|
| Purchase Order No. _____         |  | Date <u>5/28/01</u> |                |
| Account Name <u>Wally Howard</u> |  | Phone _____         |                |
| Address _____                    |  | Phone _____         |                |
| SOLD BY                          |  | CASH                | CHECK          |
| QUAN                             |  | CCO                 | CHARGE         |
| DESCRIPTION                      |  | PRICE               | AMOUNT         |
| <u>one thousand</u>              |  | <u>\$</u>           | <u>1165.00</u> |
| <u>over hundred</u>              |  |                     |                |
| <u>five by five feet</u>         |  |                     |                |
| <u>Howard</u>                    |  |                     |                |
| Received by _____                |  | 449-1663            |                |

All claims and returned items MUST be accompanied by this invoice



# Plaza Extra 2012

C & D Estate Sion Farm  
 #14 Estate Plessen  
 Csted, St. Croix, V.I. 00821  
 Tel: (340) 778-6240  
 Fax: (340) 778-1200

Fsted, St. Croix, V.I. 00841  
 Tel: (340) 719-1870  
 Fax: (340) 719-1874

|                   |  |              |  |             |  |
|-------------------|--|--------------|--|-------------|--|
| Purchase Order No |  | Date         |  | 6/11/11     |  |
| Account Name      |  | Wally Hammed |  | Phone       |  |
| Address           |  |              |  | CHECK       |  |
| SOLD BY           |  | CASH         |  | C.O.D.      |  |
| DUAN              |  | DESCRIPTION  |  | PRICE       |  |
|                   |  | Two thousand |  | 2000.00     |  |
|                   |  | [Signature]  |  | [Signature] |  |
|                   |  |              |  | 2000.00     |  |
| Received by       |  | 449-1661     |  |             |  |

All claims and returned items **MUST** be accompanied by this invoice

# Plaza Extra 2014

4C & D Estate Sion Farm  
 C'sted, St. Croix, V.I. 00821  
 Tel: (340) 778-6240  
 Fax: (340) 778-1200

#14 Estate Plessen  
 F'sted, St. Croix, V.I. 00841  
 Tel: (340) 719-1870  
 Fax: (340) 719-1874

| Purchase Order No.               |                              | Date: <u>6/6/01</u> |                   |
|----------------------------------|------------------------------|---------------------|-------------------|
| Account Name: <u>Wally Hamed</u> |                              | Address:            |                   |
| PHONE                            |                              |                     |                   |
| SOLD BY                          | CASH                         | COD                 | CHECK             |
| CHARGE                           |                              |                     |                   |
| QUAN                             | DESCRIPTION                  | PRICE               | AMOUNT            |
|                                  | <u>Six thousand samples</u>  |                     | <u>\$ 6375.00</u> |
|                                  | <u>Three hundred samples</u> |                     |                   |
|                                  | <u>House</u>                 |                     |                   |
| 449-1631                         |                              |                     |                   |
| Received by: <u>[Signature]</u>  |                              |                     |                   |

All claims and returned items MUST be accompanied by this invoice

# Plaza Extra 2022

4C & D Estate Sion Farm  
Csted. St. Croix, V.I. 00821  
Tel: (340) 778-6240  
Fax: (340) 778-1200

#14 Estate Plessen  
F'sted, St. Croix, V.I. 00841  
Tel: (340) 719-1870  
Fax: (340) 719-1874


|                                  |                     |                     |                    |                |        |
|----------------------------------|---------------------|---------------------|--------------------|----------------|--------|
| Purchase Order No.               |                     | Date <u>6/11/01</u> |                    |                |        |
| Account Name <u>Wally Hamner</u> |                     |                     |                    |                |        |
| Address _____                    |                     |                     |                    |                |        |
| SOLD BY                          |                     | CASH                | COD                | CHECK          | CHARGE |
| QUAN                             | DESCRIPTION         | PRICE               | AMOUNT             |                |        |
|                                  | <u>Two thousand</u> |                     | <u>2000.00</u>     |                |        |
|                                  | <u>[Signature]</u>  |                     | <u>[Signature]</u> |                |        |
| Received by _____                |                     | 449-0549            |                    | <u>2000.00</u> |        |

All claims and returned items MUST be accompanied by this invoice

# Plaza Extra 1672

4C & D Estate Sion Farm  
C'sted, St. Croix, V.I. 00821  
Tel: (340) 778-6240  
Fax: (340) 778-1200

#14 Estate Plessen  
F'sted, St. Croix, V.I. 00841  
Tel: (340) 719-1870  
Fax: (340) 719-1874

|                   |   |          |         |
|-------------------|---|----------|---------|
| Purchase Order No | Date 7/10/01  |          |         |
| Account Name      | Wally Homeed  |          |         |
| Address           |   | Phone    |         |
| SOLD BY           | CASH  | C.O.D.   | CHECK   |
| CHEQUE            | CHARGE  |          |         |
| QUAN              | DESCRIPTION   | PRICE    | AMOUNT  |
|                   | Three thousand  |          | 3000.00 |
|                   |  |          |         |
| Received by _____ |   | 449-1247 |         |
|                   |   | 3000.00  |         |

All claims and returned items MUST be accompanied by this invoice

# Plaza Extra 2323

C & D Estate Sion Farm  
 #14 Estate Plessen  
 C'sted, St. Croix, V.I. 00821  
 F'sted, St. Croix, V.I. 00841  
 Tel: (340) 778-6240  
 Tel: (340) 719-1870  
 Fax: (340) 778-1200  
 Fax: (340) 719-1874

| Purchase Order No. _____        |                     | Date <u>7/16/01</u> |                |
|---------------------------------|---------------------|---------------------|----------------|
| Account Name <u>Wally Hamed</u> |                     | Phone _____         |                |
| Address _____                   |                     | Phone _____         |                |
| SOLD BY                         | CASH                | COD                 | CHECK          |
| CHARGE                          |                     | PHONE               |                |
| QUAN                            | DESCRIPTION         | PRICE               | AMOUNT         |
|                                 | <u>Two thousand</u> |                     | <u>2000.00</u> |
|                                 | <u>Two thousand</u> |                     | <u>2000.00</u> |
| Received by _____               |                     | 449-1660            |                |

All claims and returned items **MUST** be accompanied by this invoice





# Plaza Extra 2328

4C Estate Sion Farm  
Fsted, St. Croix, V.I. 00821  
Tel: (340) 778-6240  
Fax: (340) 778-1200

#14 Estate Plessen  
Fsted, St. Croix, V.I. 00841  
Tel: (340) 719-1870  
Fax: (340) 719-1874

Purchase Order No. \_\_\_\_\_ Date 7/20/01  
Account Name Wally Hamood  
Address \_\_\_\_\_ Phone \_\_\_\_\_  
SOLD BY \_\_\_\_\_ CASH \_\_\_\_\_ COO \_\_\_\_\_ CHECK \_\_\_\_\_ CHARGE \_\_\_\_\_  
QUAN \_\_\_\_\_ DESCRIPTION Two thousand PRICE \_\_\_\_\_ AMOUNT 2500.00  
four hundred  
W. J.  
449-1606  
Received by \_\_\_\_\_ AMOUNT 2500.00  
All claims and returned items MUST be accompanied by this invoice





# Plaza Extra 2336

4C & D Estate Sion Farm  
 Sted, St. Croix, V.I. 00821  
 Tel: (340) 778-6240  
 Fax: (340) 778-1200

#14 Estate Plessee  
 Fsted, St. Croix, V.I. 00841  
 Tel: (340) 719-1870  
 Fax: (340) 719-1874

| Purchase Order No.               |             | Date: <u>2/25/01</u> |                |
|----------------------------------|-------------|----------------------|----------------|
| Account Name: <u>Wally Homed</u> |             |                      |                |
| Address: _____                   |             |                      |                |
| SOLD BY                          |             | PHONE                |                |
| CASH                             | COO         | CHEK                 | CHARGE         |
| QUAN                             | DESCRIPTION | PRICE                | AMOUNT         |
|                                  |             |                      | <u>3000.00</u> |
|                                  |             |                      |                |
|                                  |             |                      |                |
|                                  |             |                      |                |
|                                  |             |                      |                |
|                                  |             |                      |                |
|                                  |             |                      |                |
|                                  |             |                      |                |
|                                  |             |                      |                |
|                                  |             |                      |                |
|                                  |             |                      |                |
|                                  |             |                      |                |
|                                  |             |                      |                |
|                                  |             |                      |                |
|                                  |             |                      |                |
|                                  |             |                      |                |
|                                  |             |                      |                |
|                                  |             |                      |                |
|                                  |             |                      |                |
|                                  |             |                      | <u>3000.00</u> |
| Received by _____                |             | <b>449-1259</b>      |                |

All claims and returned items MUST be accompanied by this invoice

# Plaza Extra 2347

|   |   |
|---|---|
| <input checked="" type="checkbox"/> 4C & D Estate Sion Farm<br>Csted, St. Croix, V.I. 00821<br>Tel: (340) 778-6240<br>Fax: (340) 778-1200 | <input type="checkbox"/> #14 Estate Plessen<br>Fsted, St. Croix, V.I. 00841<br>Tel: (340) 719-1870<br>Fax: (340) 719-1874 |
|---|---|

|  |                               |                                 |                                |                                 |
|--|-------------------------------|---------------------------------|--------------------------------|---------------------------------|
| Purchase Order No _____ Date <u>5/6/01</u> |                               |                                 |                                |                                 |
| Account Name <u>Wally Hamed</u>            |                               |                                 |                                |                                 |
| Address _____                              |                               |                                 |                                |                                 |
| Phone _____                                |                               |                                 |                                |                                 |
| SOLD BY _____                              | CASH <input type="checkbox"/> | C.O.D. <input type="checkbox"/> | CHECK <input type="checkbox"/> | CHARGE <input type="checkbox"/> |
| QUAN                                       | DESCRIPTION                   | PRICE                           | AMOUNT                         |                                 |
|  | <u>fruit house</u>            |                                 | 5000.00                        |                                 |
|  | <u>[Signature]</u>            |                                 |                                |                                 |
|  |                               |                                 | 5000.00                        |                                 |
| Received by _____ 449-0557                 |                               |                                 |                                |                                 |

All claims and returned items **MUST** be accompanied by this invoice

# Plaza Extra 2348

#13 Estate Sion Farm  
Csted, St. Croix, V.I. 00821  
Tel: (340) 778-0240  
Fax: (340) 778-1200

#14 Estate Plessen  
Fsted, St. Croix, V.I. 00841  
Tel: (340) 719-1870  
Fax: (340) 719-1874

|                                 |                       |                    |                |       |        |
|---------------------------------|-----------------------|--------------------|----------------|-------|--------|
| Purchase Order No               |                       | Date <u>8/7/01</u> |                |       |        |
| Account Name <u>Wally Hamel</u> |                       | Address _____      |                |       |        |
| SOLD BY _____                   |                       | CASH               | COD            | CHECK | CHARGE |
| QUAN                            | DESCRIPTION           | PRICE              | AMOUNT         |       |        |
|                                 | <u>Three thousand</u> |                    | <u>3000.00</u> |       |        |
|                                 | <u>[Signature]</u>    |                    | <u>3000.00</u> |       |        |
| Received by <u>[Signature]</u>  |                       | 449-0559           |                |       |        |

All claims and returned items MUST be accompanied by this invoice

# PLAZA EXTRA

#10 & D Estate Sion Farm  
 C'sted, St. Croix, V.I. 00821  
 Tel: (340) 778-6240  
 Fax: (340) 778-1200

#14 Estate Plessen  
 F'sted, St. Croix, V.I. 00841  
 Tel: (340) 719-1870  
 Fax: (340) 719-1874

3553

|                    |               |        |         |
|--------------------|---------------|--------|---------|
| Purchase Order No. |               | Date   |         |
| Account Name       |               | 8/8/01 |         |
| Address            |               |        |         |
| Wally Hameel       |               |        |         |
| Address            |               |        |         |
| Phone              |               |        |         |
| SOLD BY            |               |        |         |
| CASH               | COD           | CHECK  | CHARGE  |
| QUAN               | DESCRIPTION   | PRICE  | AMOUNT  |
|                    | five thousand |        | 5000.00 |
| Signature          |               |        | 5000.00 |
| 449-0560           |               |        |         |
| Received by        |               |        |         |

All claims and returned items MUST be accompanied by this invoice

# PLAZA EXTRA

4C & D Estate Sion Farm  
C'sted, St. Croix, V.I. 00821  
Tel: (340) 778-6240  
Fax: (340) 778-1200

#14 Estate Plessen  
F'sted, St. Croix, V.I. 00841  
Tel: (340) 719-1870  
Fax: (340) 719-1874 2703

|                                 |                                       |                    |                |
|---------------------------------|---------------------------------------|--------------------|----------------|
| Purchase Order No. _____        |                                       | Date <u>8/9/01</u> |                |
| Account Name <u>Wally Demed</u> |                                       |                    |                |
| Address _____                   |                                       |                    |                |
| SOLD BY _____                   |                                       | CASH               | COD            |
|                                 |                                       | CHECK              | PHONE          |
|                                 |                                       | CHARGE             |                |
| QUAN                            | DESCRIPTION                           | PRICE              | AMOUNT         |
|                                 | <u>Auto Insurance for [Signature]</u> |                    | <u>2500.00</u> |
|                                 | <u>[Signature]</u>                    |                    |                |
|                                 |                                       | <u>449-1644</u>    |                |
| Received by <u>[Signature]</u>  |                                       |                    | <u>2500.00</u> |

All claims and returned items MUST be accompanied by this invoice



# PLAZA EXTRA

4C & D Estate Sion Farm  
Csted, St. Croix, V.I. 00821  
Tel: (340) 778-6240  
Fax: (340) 778-1200

#14 Estate Plessen  
Fsted, St. Croix, V.I. 00841  
Tel: (340) 719-1870  
Fax: (340) 719-1874

2775

| Purchase Order No. _____    |                                      | Date 8/31/01 |        |
|-----------------------------|--------------------------------------|--------------|--------|
| Account Name: Wally Damerel |                                      |              |        |
| Address: _____              |                                      |              |        |
| Sold by                     |                                      | Phone        |        |
| CASH                        | C.O.D.                               | CHECK        | CHARGE |
| QUAN                        | DESCRIPTION                          | PRICE        | AMOUNT |
|                             | <del>TWO THOUSAND FOUR HUNDRED</del> |              | 250000 |
|                             |                                      |              |        |
|                             |                                      |              |        |
|                             |                                      |              |        |
|                             |                                      |              |        |
|                             |                                      |              |        |
|                             |                                      |              |        |
|                             |                                      |              |        |
|                             |                                      |              |        |
|                             |                                      |              |        |
|                             |                                      |              | 250000 |
| Received by _____ 449-1618  |                                      |              |        |

All claims and returned items MUST be accompanied by this invoice.







# Plaza Extra 2033

C & D Estate Sion Farm  
C'sted, St. Croix, V.I. 00821  
Tel: (340) 778-6240  
Fax: (340) 778-1200

#14 Estate Plessen  
F'sted, St. Croix, V.I. 00841  
Tel: (340) 719-1870  
Fax: (340) 719-1874

|                    |                |         |         |        |
|--------------------|----------------|---------|---------|--------|
| Purchase Order No. |                | Date    |         |        |
| Account Name       |                | 6/19/01 |         |        |
| Address            |                |         |         |        |
| Phone              |                |         |         |        |
| SOLO BY            | CASH           | C.O.D.  | CHECK   | CHARGE |
| QUAN               | DESCRIPTION    | PRICE   | AMOUNT  |        |
|                    | Three thousand |         | 3000.00 |        |
| 449-0552           |                |         | 3000.00 |        |
| Received by        |                |         |         |        |

All claims and returned items MUST be accompanied by this invoice

DEFENDANTS' RESPONSE

0112103

FY 004190





# Plaza Extra 2197

#10 & D Estate Sign Farm  
Fsted, St. Croix, V.I. 00821  
Tel: (340) 778-6240  
Fax: (340) 778-1200

#14 Estate Plessen  
Fsted, St. Croix, V.I. 00841  
Tel: (340) 719-1870  
Fax: (340) 719-1874

Purchase Order No. \_\_\_\_\_ Date 3/2/01  
Account Name Wally Hammed  
Address \_\_\_\_\_  
SOLD BY \_\_\_\_\_ CASH \_\_\_\_\_ COO \_\_\_\_\_ CHECK \_\_\_\_\_ CHARGE \_\_\_\_\_  
DUAN \_\_\_\_\_ DESCRIPTION Two thousand PRICE \_\_\_\_\_ AMOUNT 2000.00  
449-0556  
Received by [Signature] 2000.00

All claims and returned items MUST be accompanied by this invoice



# Plaza Extra 2318

AC & D Estate Sion Farm  
 #14 Estate Plessen  
 C'sted, St. Croix, V.I. 00821  
 Tel: (340) 778-6240  
 Fax: (340) 778-1200

F'sted, St. Croix, V.I. 00841  
 Tel: (340) 719-1870  
 Fax: (340) 719-1874

|                                  |                   |              |               |              |  |
|----------------------------------|-------------------|--------------|---------------|--------------|--|
| Purchase Order No. _____         |                   |              | Date: 7/12/01 |              |  |
| Account Name: <u>Wally Hamed</u> |                   |              | Phone _____   |              |  |
| Address _____                    |                   |              | Phone _____   |              |  |
| SOLD BY _____                    | CASH _____        | C.O.D. _____ | CHECK _____   | CHARGE _____ |  |
| QUAN _____                       | DESCRIPTION _____ | PRICE _____  | AMOUNT _____  |              |  |
| Three Thousand                   |                   |              | 3000.00       |              |  |
| Hamed                            |                   |              | S             |              |  |
|                                  |                   | 449-1245     |               |              |  |
| Received by <u>Hamed</u>         |                   |              | 3000.00       |              |  |

All claims and returned items MUST be accompanied by this invoice

# PLAZA EXTRA

4C & D Estate Sion Farm  
 C'sted, St. Croix, V.I. 00821  
 Tel: (340) 778-6240  
 Fax: (340) 778-1200

#14 Estate Plesson  
 F'sted, St. Croix, V.I. 00841  
 Tel: (340) 719-1870  
 Fax: (340) 719-1874

3576

| Purchase Order No. _____          |                     | Date <u>9/7/01</u> |                |
|-----------------------------------|---------------------|--------------------|----------------|
| Account Name <u>Wally Hamrick</u> |                     |                    |                |
| Address _____                     |                     |                    |                |
| FROM                              |                     |                    |                |
| SOLD BY                           | CASH                | COD                | CHECK          |
|                                   |                     | CHARGE             |                |
| QUAN                              | DESCRIPTION         | PRICE              | AMOUNT         |
|                                   | <u>Two thousand</u> |                    | <u>2000.00</u> |
|                                   | <u>449-1619</u>     |                    | <u>2000.00</u> |
| Received by _____                 |                     |                    |                |

All claims and returned items MUST be accompanied by this invoice.







# Plaza Extra 2050

4C & D Estate Sign Farm  
C'sted, St. Croix, V.I. 00821  
Tel: (340) 778-6240  
Fax: (340) 778-1200

#14 Estate Plessen  
F'sted, St. Croix, V.I. 00841  
Tel: (340) 719-1870  
Fax: (340) 719-1874

|                                   |                     |              |                |
|-----------------------------------|---------------------|--------------|----------------|
| Purchase Order No. _____          |                     | Date _____   |                |
| Account Name: <u>Wally Hameel</u> |                     |              |                |
| Address _____                     |                     |              |                |
| SOLD BY _____                     |                     | CASH _____   | COD _____      |
| CHECK _____                       |                     | CHARGE _____ |                |
| QUAN                              | DESCRIPTION         | PRICE        | AMOUNT         |
|                                   | <u>Two thousand</u> |              | <u>2000.00</u> |
| 449-1076                          |                     |              | <u>2000.00</u> |
| Received by <u>[Signature]</u>    |                     |              |                |

All claims and returned items MUST be accompanied by this invoice

# Exhibit B



- without Mr. Yusuf's knowledge. The second dispute concerned the issue of excess funds that were withdrawn by the Hameds for which the Yusufs did not take in matching withdrawals.
7. As to the first dispute, Mr. Yusuf, Waleed Hamed, and Mohammed Hamed agreed that Mr. Yusuf would receive title to two properties in satisfaction of Waleed Hamed's unauthorized withdrawals. The first property is an 8 acre property located in Jordan, and the second property was a 9-10 acre property in Tutu Park.
  8. To my knowledge the first property was transferred to Mr. Yusuf, however to date the second property was not transferred.
  9. In several open meetings, Mr. Yusuf said that the Hameds took \$1.6 million more than the Yusufs. Waleed Hamed admitted that he took the excess \$1.6 million dollars, which is the difference between the \$2.9 Million taken by the Hameds and the \$1.3 Million taken by the Yusufs. In addition to the \$1.6 million dollars which I heard Waleed Hamed admit to, both Waleed Hamed and Fathi Yusuf both agreed to additional withdrawals by the Yusufs provided that the Yusufs produced receipts to show proof of the additional withdrawals.
  10. I personally heard Waleed Hamed admitting to owing \$1.6 million dollars to the Yusufs as a result of excess withdrawals by the Hameds, and that the receipts for that amount were not available because they were destroyed prior to the raid by the U.S. Government.
  11. In addition, Mr. Yusuf and Waleed Hamed discussed the unpaid rent on the Plaza Extra – East store that has been pending for many years. Specifically, Waleed Hamed agreed to pay the rent for the rental period prior to 2004.
  12. At one point, there was an agreement in place between the Hameds and Fathi Yusuf that the Hameds would transfer two (2) properties to Mr. Yusuf for what he had discovered so far.
  12. Despite meeting with both sides, individually and together on a number of occasions, two issues began to stand out as the sticking points.
  13. First, Fathi Yusuf stated that the Hameds were not being straight with him when the Hameds refused to transfer the second property, as agreed for the transactions he had discovered so far. On the other hand, Waleed Hamed said that he did not believe that Fathi would not stop with his final request for the third property for everything. At the end, the parties could not agree to the transfer of the third piece of land to satisfy Mr. Yusuf's claims regarding the unauthorized monies taken by the Hameds. The parties also could not agree on how to divide up the business and go their separate ways.

I attest that the above facts are true.

Date: 08-10-2014

  
Bakir Hussein

SUBSCRIBED AND SWORN TO before me  
On this 10th day of Aug., 2014.

  
NOTARY PUBLIC



# Exhibit C

RECEIVED  
R 5/12/15  
69841

IN THE SUPERIOR COURT OF THE VIRGIN ISLANDS

DIVISION OF ST. CROIX

MOHAMMED HAMED by his authorized agent WALEED HAMED  
Plaintiff )  
Vs. )  
FATHI YUSUF and UNITED )  
CORPORATION, ET AL )  
Defendant )

CASE NO. SX-12-CV-370  
ACTION FOR: DAMAGES; ET AL

NOTICE  
OF  
ENTRY OF JUDGMENT/ORDER

TO: JOEL HOLT, ESQ.; CARL HARTMANN III, Esquire HON. EDGAR ROSS (edgarrossjudge@hotmail.com)  
NIZAR DEWOOD, ESQ.; GREGORY HODGES, Esquire JUDGES AND MAGISTRATES OF THE SUPERIOR COURT  
MARK ECKARD, ESQ.; JEFFREY MOORHEAD, Esquire LAW CLERKS; LAW LIBRARY; IT; RECORD BOOK

Please take notice that on APRIL 27, 2015 Memorandum Order was  
entered by this Court in the above-entitled matter.

Dated: April 27, 2015

ESTRELLA H. GEORGE (ACTING)  
Clerk of the Superior Court



By: IRIS D. CINTRON  
COURT CLERK II

**IN THE SUPERIOR COURT OF THE VIRGIN ISLANDS  
DIVISION OF ST. CROIX**

MOHAMMED HAMED by his authorized agent )  
WALEED HAMED, )  
                    Plaintiff/Counterclaim Defendant, )  
                    v. )  
FATHI YUSUF and UNITED CORPORATON, )  
                    Defendants/Counterclaimants )  
                    v. )  
WALEED HAMED, WAHEED HAMED, )  
MUFEEED HAMED, HISHAM HAMED, and )  
PLESSEN ENTERPRISES, INC. )  
                    Counterclaim Defendants. )

---

CIVIL NO. SX-12-CV-370  
ACTION FOR DAMAGES, etc.

**MEMORANDUM OPINION AND ORDER**

THIS MATTER is before the Court on Defendant United Corporation’s Motion to Withdraw Rent and Memorandum of Law in Support of United’s Motion (“Motion”), filed September 9, 2013; Plaintiff’s Response, filed September 16, 2013; United’s Reply, filed September 27, 2013; Plaintiff’s Motion for Partial Summary Judgment re the Statute of Limitations Defense Barring Defendants’ Counterclaim Damages Prior to September 16, 2006 (Plaintiff’s “Summary Judgment Motion”), filed May 13, 2014; and Defendant’s Brief in Opposition (“Opposition”), filed June 6, 2014. For the reasons that follow, United’s Motion will be granted and Plaintiff’s Summary Judgment Motion will be denied, in part.



## FACTUAL BACKGROUND

In its instant Motion, United seeks allegedly past due rents for Bay No. 1 of United Shopping Plaza, defined therein as “69,680 Sq. Ft. Retail Space...,” “utilized for the day to day operations of Plaza Extra East Store located at 4C and 4D Estate Sion Farm, St. Croix, Virgin Islands.” Motion, 1-2.<sup>1</sup> Since 1986 this retail space has been leased by United to the Hamed-Yusuf Partnership (“Partnership”). According to United, and supported by the Affidavit of Defendant Yusuf, the Partnership has paid rent to United for leasing that space while operating Plaza Extra - East. Between 1986 and 1993, the parties settled rents following a request made by United. Motion, 3. Additionally, between 2004 and 2011, after United requested a rent payment for those years, the Partnership authorized payment to United for \$5,408,806. Motion, 7 (Yusuf Affidavit, ¶7 and Exhibit B).

However, according to United, the Partnership owes United substantial unpaid rents from 1994-2004 and from January 1, 2012 - September 30, 2013. As a result of the injunction, entered in April 2013, Yusuf, a United shareholder, is unable to unilaterally withdraw money from the Partnership accounts for the purpose of paying rent or for any other reason. United requests the Court to allow United to withdraw rent in the amount of \$3,999,679.73 (for 1994-2004) and \$1,234,618.98 (for 2012-2013) for a total of \$5,234,298.71 from the Partnership’s account. Motion 1-2.

United argues that it was a common practice for the Partnership to make lump sum rent payments as opposed to monthly or even yearly payments. Motion, 3. United argues that it did not

---

<sup>1</sup> Defendant United’s Counterclaim seeks back rent from Bays 1, 5 and 8 located in the same premises. However, for purposes of winding up the Partnership and because United’s Motion only seeks back rent for Bay No. 1, this Order addresses only Bay No. 1.

seek rental payments for 1994-2004 because certain relevant financial records, informally referred to as the “black book,” were seized by the FBI during the course of a criminal investigation. Motion, 7; Yusuf Affidavit, ¶8. As a result, United was unable to properly determine the amounts of past due Partnership rent and for that reason did not demand payments.

United explains in detail that the rent for Plaza Extra - East “is calculated based upon the 2012 sales of Plaza Extra -Tutu Park, St. Thomas store...” (Motion, 4). “The sales are divided by the square footage to arrive at a percentage amount. That percentage amount is multiplied by the sales of the Plaza Extra - East store located at 4C & 4D Estate Sion Farm, St. Croix.” Motion, 5. According to United, this formula has been agreed upon by United and the Partnership and “... was used to calculate the rent for the period of May 5<sup>th</sup>, 2004 through December 31<sup>st</sup>, 2011... the monthly rate of \$58,791.38 is what the current monthly rent is.” Yusuf Affidavit, ¶8; Exhibit C (Rent Calculations Sheet).

Plaintiff, in his Response, argues that Yusuf cites no procedural basis that would allow United, in its capacity as landlord, to withdraw rents from the Partnership’s accounts. Response, 1. Plaintiff further argues that United has issued rent notices for \$250,000.00 per month as opposed to the \$58,791.38 per month stated in Yusuf’s affidavit for rent allegedly due from January, 2012. Response, 4. Without disputing that some rent is due, Plaintiff disputes United’s calculations, pointing to discrepancies in the store’s square footage<sup>2</sup> and implying that the rent for Plaza Extra - Tutu and Plaza Extra - East should be identical. Response, 4-5.

---

<sup>2</sup> Plaintiff argues that the square footage of Bay No. 1 is 67,498 sq. ft. as opposed to United’s claim of 69,280 sq. ft. Response, 4-5. United has consistently averred that Bay No. 1 is 69,680 sq. ft. The Court will accept the previously undisputed square footage of Bay No. 1 as 69,680 sq. ft. and will allow monetary adjustments based on deviations from this area measurement if more accurate assessments in the future reveal that this area measurement is inaccurate. This can be accomplished as part of the Liquidating Partner’s and Master’s responsibilities during the wind up process.

Plaintiff, in both his Response and Summary Judgment Motion, asserts a statute of limitations defense for the past rents (1994-2004). Plaintiff cites V.I. Code Ann Tit. 5, §31(3) which sets a six year statute of limitations for "...actions upon contract or liability, express or implied, excepting those mentioned in paragraph (1)(C) of this article." Response, 5-6; Plaintiff's Summary Judgment Motion, 2-3.

United responds to Plaintiff's statute of limitations argument by claiming that Yusuf and Plaintiff's authorized agent, Waleed Hamed, reached an oral agreement in early 2012 to have the Partnership pay the past due rent back to United. Opposition, 10-11. This oral agreement was allegedly breached by Plaintiff when his attorney sent United a letter dated May 22, 2013 claiming that no agreement on rent had ever been reached. Opposition, 11; Exhibit D. Yusuf, by his affidavit, asserts that an agreement was reached for past rent to be paid when the Partnership's "black book" was returned by the FBI and a proper calculation could be achieved. Yusuf Affidavit, ¶¶4-6. Only when Yusuf's son discovered that the FBI had returned the black book in early 2013, did United calculate the past rent and seek repayment from the Partnership.

Hamed has admitted that the Partnership owes United rent: "We pay rent...we owe Mr. Yusuf... I don't pay for half. Still we owe him some more." Exhibit E, Hamed Deposition, p. 86; 10-14. Through an interpreter, Hamed admitted that rent is controlled by Yusuf, that he does not object to paying rent and that Yusuf (on behalf of United) could charge rent and collect it. Exhibit E, Hamed deposition p. 119; 7-11. In fact, when Hamed was asked "...if rent was not paid from January 1, 1994 through May 4, 2004, would you agree that rent should be paid," Hamed responded, "It should be paid." Exhibit E, Hamed Deposition, p. 117; 21-25.

Yusuf claims that he alone had been in charge of calculating rent and had bound the Partnership to paying United rent. Opposition, 11; Exhibit B, Yusuf Deposition p. 86; 8-12. Yusuf specified that United would charge the Partnership rent at \$5.55 per square foot, “the same as the old one.” *Id.* Yusuf states that the rental terms, as discussed with Hamed, revived the previous arrangement which had begun in 1986 and extended the landlord-tenant relationship from January, 1994 through 2004, briefly discussing how rent is calculated for Plaza Extra - East based on the percentage of sales from the Plaza Extra - St. Thomas store. Yusuf Deposition p. 88; 4-9; p. 89; 19-22.

## DISCUSSION

The Court will examine whether the Partnership owes United rents from 1994 to 2004 (past due rent) and from 2012 to 2013. This inquiry is limited to the issue of rents and does not extend to other relief sought by Defendants’ Counterclaim or to other aspects of Plaintiff’s Motion for Partial Summary Judgment beyond the issue of past due rents.

### **1. The Court has the authority to order the Partnership to repay past due rent.**

Plaintiff argues that United has failed to cite a procedural justification for the Court to order the Partnership to pay past due rent to United. Response, 1.

Without a written partnership agreement, as is the case between Hamed and Yusuf, courts will look to the Uniform Partnership Act to determine a partnership’s property and its obligations to creditors (codified at 26 V.I.C. § 24; § 177, respectively). “The reason is that dissolution does not terminate or discharge pre-existing contracts between the partnership and its clients, and ex-partners who perform under such contracts do so as fiduciaries for the benefit of the dissolved partnership.” *Labrum & Doak v. Ashdale*, 227 B.R. 391, 409 (Bankr. E.D. Pa. 1998).

In connection with winding up the Partnership, the Court has made several discretionary decisions regarding asset allocation in accordance with the Uniform Partnership Act and for the benefit of the partners. *See* Final Wind Up Plan, entered January 9, 2015. As the parties move forward with the wind up process, it is necessary to determine what constitutes Partnership property. Most of this determination can and should be done without judicial intervention but, in the case of past rents, Hamed cannot agree with Partnership creditor United, or with Yusuf, a United shareholder and Hamed's equal partner in the Partnership, as to the amount of rent that the Partnership owes United.

The Virgin Islands Supreme Court, in denying Defendants' appeal of this Court's Wind Up Plan, stated that "...matters that fall within the administration of winding up the partnership, over which the Superior Court possesses considerable discretion... are not immediately appealable." *Yusuf v. Hamed*, 2015 V.I. Supreme LEXIS 6, at \*5-6 (V.I. February 27, 2015)(citing *Belleair Hotel Co. v. Mabry*, 109 F.2d 390, 391 (5th Cir. 1940); *see also United States v. Antiques Ltd. P'Ship*, 760 F.3d 668, 671-72 (7th Cir. 2014)).

Appellate courts, when treating a lower court's supervision over a wind up process as similar to a receivership, "...have recognized 'the scores of discretionary administrative orders a [trial] court must make in supervising its receiver.'" *Hamed*, 2015 V.I. Supreme LEXIS 6, at \*6 (quoting *S.E.C. v. Olins*, 541 Fed. Appx. 48, 51 (2d Cir. 2013) (quoting *IIT v. Vencap, Ltd.*, 519 F.2d 1001, 1020 (2d Cir. 1975)).

With the aim of winding up the Partnership in a fair and efficient manner, the Court in this Order exercises its "considerable discretion" to determine how much rent the Partnership owes to United as a debt due and owing under the Uniform Partnership Act.

**2. The statute of limitations does not bar Defendant United's claim for rent and United is entitled to past due rent in the amount of \$3,999,679.73 for 1994-2004.**

Plaintiff argues that the Partnership is not responsible for rent from 1994-2004 because the six year statute of limitations for actions in debt expired in 2010, two years before the filing of his original Complaint in this action. Defendant United argues that the parties entered into an oral contract in 2012 that bound the Partnership to pay the past due rents as soon as a proper accounting could be done (i.e. the black book was recovered). When the black book was located in early 2013 and United made a subsequent demand for past rent, Plaintiff claimed that "there was never an understanding that rent would be paid for this time period..." and even if there had been, the statute of limitations had expired (preventing all claims for rents that came due prior to September, 2006). Motion, Exhibit D. According to Defendant United, the Partnership reneging on the agreement to pay back rents constituted a breach of contract which carries a six year statute of limitations that has yet to expire.

The Court views this matter somewhat differently. While 5 V.I.C. § 31(3) sets a six year statute of limitations for contractual liabilities such as payment of rents, there are certain equitable principles which operate to toll a statute of limitations. The "acknowledgment of the debt" doctrine (also known as the "revival of the promise to pay" doctrine) is recognized as follows:

A debt which is time-barred may be "revived" by an acknowledgment by the debtor. 'It has long been recognized that the expiration of the statutory period does not bar the claim if the plaintiff can prove an acknowledgment, a new promise, or part payment made by the defendant either before or after the statute has run. . . . Such conduct revives the cause of action so that the statute starts to run again for the full statutory period.'

*Gee v. CBS, Inc.*, 471 F. Supp. 600, 663 (E.D. Pa. 1979)(quoting *Developments in the Law Statutes of Limitations*, 63 Harvard L.Rev. 1177, 1254 (1950)).

Most courts only apply the acknowledgment of the debt doctrine when there exists “a clear, distinct, or unequivocal acknowledgment of the debt... [which] is sufficient to take the case out of the operation of the statute. It must be an admission consistent with a promise to pay. If so, the law will imply the promise, without its having been actually or expressly made. There must not be uncertainty as to the particular debt to which the admission applies.” *CBS, Inc.* 471 Supp. at 664 (citing *In re Nicolazzo's Estate*, 414 Pa. 186, 190, 199 A.2d 455, 458 (1964), quoting *Palmer v. Gillespie*, 95 Pa. 340 (1880)).

Courts have employed a second equitable principle when tolling a statute of limitations, referred to as the “payment on account doctrine.” Similar to the acknowledgment of the debt doctrine, the payment on account doctrine “... is regarded as an acknowledgment of liability.” *Basciano v. L&R Auto Parks, Inc.*, 2012 U.S. Dist. LEXIS 17750, \*36-39 (E.D. Pa. February 10, 2012)(citing *Quaker City Chocolate & Confectionery Co. v. Delhi-Warnock Bldg. Ass'n*, 53 A.2d 597, 600 (Pa. 1947)(“There can be no more clear and unequivocal acknowledgment of debt than actual payment.”)). To toll the statute of limitations, a partial payment “must constitute a constructive acknowledgment of the debt from which a promise to pay the balance may be inferred.” *GE Med. Sys. v. Silverman*, 1998 U.S. Dist. LEXIS 886, \* 20-21 (E.D. Pa. Feb. 2, 1998)(quoting *City of Philadelphia v. Holmes Electric Protective Co.*, 335 Pa. 273, 6 A.2d 884, 888 (Pa. 1939)). See also *Quaker City Chocolate & Confectionery Co.*, 53 A.2d at 600 (“Ordinarily, a payment on account of a debt is regarded as an acknowledgment of liability

and of willingness to pay the balance due thereon and therefore is held to interrupt the operation of the statute").<sup>3</sup>

In this case, both the acknowledgment of the debt doctrine and the payment on account doctrine apply to toll the statute of limitations on United's rent claims.

Regarding the acknowledgment of the debt, United has proven with sufficient certainty that the Partnership owes United rent from 1994 to 2004. Notwithstanding Plaintiff's denial that the parties had an agreement regarding past rents, Yusuf, by his affidavit, swears that Waleed Hamed entered into an agreement to pay United past due rent once the black book was recovered in early 2013. Opposition, 10-11; Exhibit D, Yusuf Affidavit, ¶¶4-6. Yusuf specifically addresses how rent is calculated (\$5.55 per square foot), stating that the past due rent is "the same as the old one," referring to the 1986-1994 rental amounts. Yusuf Deposition p. 86; 8-12. Yusuf presents more than sufficient evidence that the Partnership's arrangement with United from 1986 to 1994 was identical, in terms of past due rent, as the arrangement between 1994 through 2004.

Nothing presented by Hamed calls into questions the validity of this debt or the application of the acknowledgment of the debt doctrine. Hamed has admitted on several occasions that Yusuf is in charge of rent, that the Partnership owes United rent for January 1, 1994 through May 4, 2004, and that the rent for this period should be paid to United. Opposition, Exhibit E, Hamed Deposition, p. 117-119. It is clear that the Partnership, through the statements of both Hamed and Yusuf, has

---

<sup>3</sup> Courts will only allow "...a payment on a debt to qualify as an acknowledgment..." if there is an "unequivocal acknowledgment" of the debt, but have considered a debtor's payment on part of a debt to evidence an acknowledgment of the debt and therefore have tolled the statute of limitations. *See Basciano*, 2012 U.S. Dist. LEXIS 17750, at \*36. From the acknowledgment of the debt the law will infer a promise to pay the underlying debt. *Receiver of Anthracite Trust Co. v. Loughran*, 19 A.2d 61, 62 (Pa. 1941) (citing *Dick v. Daylight Garage*, 335 Pa. 224, 6 A.2d 823, 826 (Pa. 1939)).



acknowledged a debt for rents owed to United, which is determined to be in the amount of \$3,999,679.73 (based upon 69,680 sq. ft. @ \$5.55/sq. ft.) for the period January 1, 1994 to May 4, 2004.

Similarly, the payment on account doctrine acts as a bar to Plaintiff's statute of limitations defense. The Partnership's partial payments "...constitute a constructive acknowledgment of the debt from which a promise to pay the balance may be inferred." *GE Med. Sys.*, 1998 U.S. Dist. LEXIS 886, at \*20-21. For the period of the operation of Plaza Extra – East from 1986 through 2011, the Partnership made two lump sum rent payments to United (covering the periods from 1986-1994 and from 2004-2011). Motion, Yusuf Affidavit, ¶7; Exhibit B (previous rental check for \$5.4 million). United and Yusuf have explained in detail how rent is calculated and why United did not collect rent for the period in question due to the unavailability of their financial records. Motion, 4, 7; Yusuf Affidavit, ¶8.

Therefore, both the acknowledgment of the debt doctrine and the payment on account doctrine apply to the facts of the rent dispute between United and the Partnership. The six year statute of limitations for United's past rent claims was tolled as a result and began to run on May 22, 2013 when Hamed first disputed the validity of the 1994-2004 rent debt. Motion, Exhibit D. United is within the timeframe with which to bring this claim and has presented sufficient information, through affidavits, depositions, and other evidence in the record, for the Court to grant United's Motion as to that period and to direct the Partnership to pay United the sum of \$3,999,679.73.

**3. Defendant United is also entitled to rent from 2012 to 2013 in the amount of \$58,791.38 per month.**

Plaintiff does not argue that the Partnership is exempt from paying rent to United. “[I]t is undisputed that United is the landlord and Plaza Extra is the tenant at the Sion Farm location, for which rent is due since January of 2012.” Response, 1. Rather, Plaintiff claims that United itself has created a dispute regarding rents from January 2012 by issuing rent notices seeking increased rent in the amount of \$250,000.00 per month, rather than the \$58,791.38 per month set out in Yusuf’s affidavit. Response, 4. The proof before the Court is clear as to United’s claim that rent is due for Bay No. 1 at the rate of \$58,791.38 per month from January 1, 2012 to September 30, 2013, when United’s Motion was filed.<sup>4</sup>

As the fee simple owner and landlord of Bay No. 1 United Shopping Plaza, United is entitled to rents from the Partnership for its continued use of Bay No. 1 for the operations of Plaza Extra - East. Therefore, the Court will order the Partnership to pay United the sum of \$1,234,618.98 for rent from January 1, 2012 through September 30, 2013, Plus rent due from October 1, 2013 at the same rate of \$58,791.38 per month until the date that Yusuf assumed sole possession and control of Plaza extra – East.

On the basis of the foregoing, it is hereby

ORDERED that Defendant United Corporation’s Motion to Withdraw Rent is GRANTED, and the Liquidating Partner, under the supervision of the Master, is authorized and directed to pay

---


<sup>4</sup> It is acknowledged that United delivered notices to the Partnership following the April 2013 Preliminary Injunction, seeking to collect an increased rent sum of \$250,000.00. United presents in its Motion and proofs no numerical or factual justification for such claims, which are not considered in this Order.

from the Partnership joint account for past rents due to United the total amount of \$5,234,298.71, plus additional rents that have come due from October 1, 2013 at the rate of \$58,791.38 per month, until the date that Yusuf assumed full possession and control of Plaza Extra – East. It is further

ORDERED that Plaintiff's Motion for Partial Summary Judgment is DENIED, in part, as to Plaintiff's claims that the statute of limitations precludes Defendant United's claims for past due rent.

Dated:

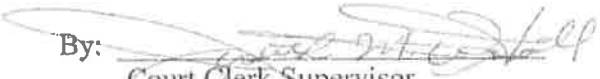
April 27, 2015

  
DOUGLAS A. BRADY  
Judge of the Superior Court

ATTEST:

ESTRELLA GEORGE  
Acting Clerk of the Court

By:

  
Court Clerk Supervisor  
4/27/15

CERTIFIED TO BE A TRUE COPY  
This 27<sup>th</sup> day of April 20 15

CLERK OF THE COURT

By  Court Clerk

# **Exhibit D**



Dudley, Topper and Feuerzeig, LLP  
 United Corporation  
 Civil No. SX-12-CV-99

Summary calculation of Additional Income as a result of withdrawals from Supermarkets' accounts (or partnership's accounts) - January 1994 to August 2014. (Including adjustments for withdrawals before 9/17/2006 as instructed by the Court)

Summary of Withdrawals

| Description   | Hamed                  |                        |                      |                      |                      | Total                  |
|---|------------------------|------------------------|----------------------|----------------------|----------------------|------------------------|
|   | Mohammad               | Waleed                 | Waheed               | Mufeed               | Hisham               |                        |
| Funds received from partnership through checks  | \$ 1,500,000.00        | \$ -                   | \$ -                 | \$ -                 | \$ -                 | \$ 1,500,000.00        |
| Withdrawals from the partnership with a signed ticket/receipt   | -                      | 237,352.75             | -                    | -                    | -                    | 237,352.75             |
| Amount owed by Hamed family to Yusuf as per agreement before raid Sept 2001. As per Mike's testimony these tickets were burned. (Refer to Letter dated August 15, 2012) | -                      | 1,778,103.00           | -                    | -                    | -                    | 1,778,103.00           |
| Payments to third parties on behalf of Hamed/Yusuf with partnership funds either with tickets or checks   | -                      | 20,311.00              | -                    | -                    | -                    | 20,311.00              |
| Payments to Attorneys with partnership's funds  | -                      | 3,749,495.48           | 372,155.95           | -                    | -                    | 4,121,651.43           |
| Funds received by cashier's checks  | -                      | -                      | -                    | -                    | -                    | -                      |
| <b>Total Partnership</b>  | <b>1,500,000.00</b>    | <b>5,785,262.23</b>    | <b>372,155.95</b>    | <b>-</b>             | <b>-</b>             | <b>7,657,418.18</b>    |
| Deposits to bank and brokerage accounts   | 16,505.80              | 430,439.13             | 100,000.00           | 306,999.56           | 510,061.57           | 1,364,006.06           |
| Payments to credit cards  | -                      | 422,824.70             | -                    | 179,786.80           | -                    | 602,611.50             |
| Investments (cost) sold as per tax returns  | -                      | -                      | -                    | -                    | -                    | -                      |
| <b>Subtotal Lifestyle analysis</b>  | <b>16,505.80</b>       | <b>853,263.83</b>      | <b>100,000.00</b>    | <b>486,786.36</b>    | <b>510,061.57</b>    | <b>1,966,617.56</b>    |
| <b>Net Withdrawals</b>  | <b>\$ 1,516,505.80</b> | <b>\$ 6,638,526.06</b> | <b>\$ 472,155.95</b> | <b>\$ 486,786.36</b> | <b>\$ 510,061.57</b> | <b>\$ 9,624,035.74</b> |

| Description   | Yusuf                  |                     |                     |             |             |             |             |             |             | Total       | Difference             |                        |
|---|------------------------|---------------------|---------------------|-------------|-------------|-------------|-------------|-------------|-------------|-------------|------------------------|------------------------|
|   | Fathi                  | Nejeh               | Maher               | Yusuf       | Najat       | Zayed       | Syaid       | Amal        | Hoda        |             |                        | Yacer                  |
| Funds received from partnership through checks  | \$ 4,284,706.25        | \$ -                | \$ -                | \$ -        | \$ -        | \$ -        | \$ -        | \$ -        | \$ -        | \$ -        | \$ 4,284,706.25        | \$ (2,784,706.25)      |
| Withdrawals from the partnership with a signed ticket/receipt   | -                      | -                   | 2,000.00            | -           | -           | -           | -           | -           | -           | -           | 2,000.00               | 235,352.75             |
| Amount owed by Hamed family to Yusuf as per agreement before raid Sept 2001. As per Mike's testimony these tickets were burned. (Refer to Letter dated August 15, 2012) | -                      | -                   | -                   | -           | -           | -           | -           | -           | -           | -           | -                      | 1,778,103.00           |
| Payments to third parties on behalf of Hamed/Yusuf with partnership funds either with tickets or checks   | -                      | -                   | -                   | -           | -           | -           | -           | -           | -           | -           | -                      | 20,311.00              |
| Payments to Attorneys with partnership's funds  | 183,607.05             | 20,370.00           | 33,714.00           | -           | -           | -           | -           | -           | -           | -           | 237,691.05             | 3,883,960.38           |
| Funds received by cashier's checks  | -                      | -                   | -                   | -           | -           | -           | -           | -           | -           | -           | -                      | -                      |
| <b>Total Partnership</b>  | <b>4,468,313.30</b>    | <b>20,370.00</b>    | <b>35,714.00</b>    | <b>-</b>    | <b>-</b>    | <b>-</b>    | <b>-</b>    | <b>-</b>    | <b>-</b>    | <b>-</b>    | <b>4,524,397.30</b>    | <b>3,133,020.88</b>    |
| Deposits to bank and brokerage accounts   | -                      | -                   | -                   | -           | -           | -           | -           | -           | -           | -           | -                      | 1,364,006.06           |
| Payments to credit cards  | -                      | -                   | -                   | -           | -           | -           | -           | -           | -           | -           | -                      | 602,611.50             |
| Investments (cost) sold as per tax returns  | -                      | -                   | -                   | -           | -           | -           | -           | -           | -           | -           | -                      | -                      |
| <b>Subtotal Lifestyle analysis</b>  | <b>-</b>               | <b>-</b>            | <b>-</b>            | <b>-</b>    | <b>-</b>    | <b>-</b>    | <b>-</b>    | <b>-</b>    | <b>-</b>    | <b>-</b>    | <b>-</b>               | <b>1,966,617.56</b>    |
| <b>Net Withdrawals</b>  | <b>\$ 4,468,313.30</b> | <b>\$ 20,370.00</b> | <b>\$ 35,714.00</b> | <b>\$ -</b> | <b>\$ -</b> | <b>\$ -</b> | <b>\$ -</b> | <b>\$ -</b> | <b>\$ -</b> | <b>\$ -</b> | <b>\$ 4,524,397.30</b> | <b>\$ 5,099,638.44</b> |

Note:

1 Total amounts include adjustments made for withdrawals in 2016.

# **Exhibit C**

## Charlotte Perrell

---

**From:** Kim Japinga <[kim@japinga.com](mailto:kim@japinga.com)>  
**Sent:** Thursday, December 20, 2018 12:03 PM  
**To:** Charlotte Perrell; [Carl@hartmann.attorney](mailto:Carl@hartmann.attorney)  
**Cc:** Gregory Hodges; [kim@japinga.com](mailto:kim@japinga.com)  
**Subject:** RE: Charlotte ?????? Are you there? 11 am AST conf ?

Good morning, Charlotte,

We don't need to meet tomorrow, as we are filing a motion to compel now. So, no meeting tomorrow.

Thanks, Kim

**From:** Charlotte Perrell <[Cperrell@dtflaw.com](mailto:Cperrell@dtflaw.com)>  
**Sent:** Thursday, December 20, 2018 10:33 AM  
**To:** [Carl@hartmann.attorney](mailto:Carl@hartmann.attorney)  
**Cc:** Gregory Hodges <[Ghodges@dtflaw.com](mailto:Ghodges@dtflaw.com)>; Japinga, Kim <[kim@japinga.com](mailto:kim@japinga.com)>  
**Subject:** Re: Charlotte ?????? Are you there? 11 am AST conf ?

Carl and Kim,

I am in a meeting and I had this down for tomorrow-Friday at 11 AST. My apologies if I had the wrong day. I am a bit tied up today but can still make the time tomorrow.

Charlotte

Sent from my iPhone

On Dec 20, 2018, at 11:19 AM, Carl Hartmann <[carl@carlhartmann.com](mailto:carl@carlhartmann.com)> wrote:

We called into DTF and they could not locate you.

Are you available?

Carl

**CARL J. HARTMANN III**  
WEBSITE : [WWW.HARTMANN.ATTORNEY](http://WWW.HARTMANN.ATTORNEY)  
EMAIL: [CARL@HARTMANN.ATTORNEY](mailto:CARL@HARTMANN.ATTORNEY)  
ALL FAXES: (202) 403-3750  
D.C. TELEPHONE: (202) 518-2970  
USVI TELEPHONE: (340) 642-4422

**IN THE SUPERIOR COURT OF THE VIRGIN ISLANDS  
DIVISION OF ST. CROIX**

|  |   |                          |
|--|---|--------------------------|
| WALEED HAMED, as Executor of the           | ) |                          |
| Estate of MOHAMMAD HAMED,                  | ) |                          |
|  | ) |                          |
| Plaintiff/Counterclaim Defendant,          | ) | CIVIL NO. SX-12-CV-370   |
| v.   | ) |                          |
|  | ) |                          |
| FATHI YUSUF and UNITED CORPORATION,        | ) | ACTION FOR INJUNCTIVE    |
|  | ) | RELIEF, DECLARATORY      |
|  | ) | JUDGMENT, AND            |
| Defendants/Counterclaimants,               | ) | PARTNERSHIP DISSOLUTION, |
| v.   | ) | WIND UP, AND ACCOUNTING  |
|  | ) |                          |
| WALEED HAMED, WAHEED HAMED,                | ) |                          |
| MUFEED HAMED, HISHAM HAMED, and            | ) |                          |
| PLESSEN ENTERPRISES, INC.,                 | ) |                          |
|  | ) |                          |
| <u>Additional Counterclaim Defendants.</u> | ) | Consolidated With        |
|  | ) |                          |
| WALEED HAMED, as Executor of the           | ) |                          |
| Estate of MOHAMMAD HAMED,                  | ) |                          |
|  | ) |                          |
| Plaintiff,                                 | ) | CIVIL NO. SX-14-CV-287   |
| v.   | ) |                          |
|  | ) |                          |
| UNITED CORPORATION,                        | ) | ACTION FOR DAMAGES AND   |
|  | ) | DECLARATORY JUDGMENT     |
| <u>Defendant.</u>                          | ) |                          |
|  | ) |                          |
| WALEED HAMED, as Executor of the           | ) |                          |
| Estate of MOHAMMAD HAMED,                  | ) |                          |
|  | ) |                          |
| Plaintiff,                                 | ) | CIVIL NO. SX-14-CV-278   |
| v.   | ) |                          |
|  | ) |                          |
| FATHI YUSUF,                               | ) | ACTION FOR DEBT AND      |
|  | ) | CONVERSION               |
| <u>Defendant.</u>                          | ) |                          |

**YUSUF’S OPPOSITION TO HAMED’S MOTION TO COMPEL  
AS TO YUSUF CLAIM – Y-8 – WATER REVENUE DUE TO UNITED**



Defendant/counterclaimant Fathi Yusuf (“Yusuf”) and United Corporation (“United”), through their undersigned counsel, respectfully submits this Opposition to Hamed’s Motion to Compel as to Yusuf Claim – Y-8 – Water Revenue Due to United as follows:

**I. Yusuf Claim Y-8 is actually a debt owed by the Partnership to United for Water Revenues generated from the United Shopping Center’s building and cisterns.**

Hamed has made various designations in this case including what he denotes as Yusuf Claim–Y-8–Water Revenue Due to United. To be clear, this is a United claim against the Partnership for unpaid revenues for the sale of water from the United Shopping Center’s building and collected in its cisterns. It is not a claim that Yusuf is making against Hamed. United listed the debt due from the Partnership to United in the original filing submitted on September 30, 2016 at p. 9 and again in the Amended Claims filed on October 30, 2017 at p. 12. *See Exhibit A* – Excerpts from both the Original Claims and Amended Claims relating to the Water Revenue Owed to United. The total value of the debt claim by United is \$693,207.46, which is calculated based upon two years of sales in 1997 (\$52,000) and 1998 (\$75,000) for an average of \$5,291.66 per month. That amount was multiplied by 131 months to arrive at the amount owed to United for the period from April 1, 2004 to February 28, 2015.

**II. Yusuf’s Discovery Responses Were Proper.**

Hamed propounded Interrogatory No. 2 seeking information on a month by month basis from September 17, 2006 to 2014 for “the amount of water sold to the Partnership.” United objected on the grounds that no water was sold “to the Partnership.” Nonetheless, United provided the detail as to the calculation set forth above and noted that Waleed Hamed may have information as he was operating the Plaza Extra-East store during the time period described in the interrogatory.

Yusuf advised that he would supplement following discovery from Waleed. *See Exhibit B – Discovery Response as to Interrogatory No. 2.*

Further, United shows that Hamed attempts to show that United ignored a Rule 37 letter. Yusuf shows that this is incorrect and disingenuous. Yusuf shows that there has been no lingering attempt to ignore any specific deficiency or unilateral attempt to avoid response.<sup>1</sup>

**III. Although Objections and Prior Responses Were Proper, Supplemental Response Provided.**

Although United maintains that its prior responses and objections were proper, nonetheless, in an effort to bring this matter to a close, United submits this further clarification as to Water Revenue. *See Exhibit C–Supplemental Responses to Interrogatory No. 2.* To the extent that Hamed seeks further clarification or to expand upon his original interrogatory, he may do so through deposition.

**CONCLUSION**

Yusuf's Responses to Interrogatory 2 were proper objections and responses. Yusuf respectfully requests that Hamed's Motion be denied.

---

<sup>1</sup>Hamed continues to assert that counsel for Yusuf's inadvertent mis-calendaring of a conference call reflects some type of deliberate attempt to ignore or evade communication with counsel for Hamed. As explained previously, Counsel for Yusuf mistakenly mis-calendared the call for the following day (a Friday, which had been the parties standing time for weekly meetings regarding open issues in this case) and upon learning of the mistake immediately attempted to contact counsel for Hamed and reschedule for the following day to which Counsel for Hamed refused. *See Exhibit D* - Email communication on December 20, 2018 at 10:33 a.m. from Counsel for Yusuf to Counsel for Hamed.

Respectfully submitted,

**DUDLEY NEWMAN FEUERZEIG LLP**

**DATED:** November 4, 2019

By: /s/Charlotte K. Perrell

**GREGORY H. HODGES** (V.I. Bar No. 174)

**CHARLOTTE K. PERRELL** (V.I. Bar No. 1281)

P.O. Box 756-0756

St. Thomas, VI 00804

Telephone: (340) 715-7750

Facsimile: (340) 715-4400

E-Mail: [ghodges@dnfvi.com](mailto:ghodges@dnfvi.com)

[cperrell@dnfvi.com](mailto:cperrell@dnfvi.com)

Attorneys for Fathi Yusuf and United Corporation

**CERTIFICATE OF SERVICE**

I hereby certify that on this 4<sup>th</sup> day of November, 2019, I caused the foregoing **Yusuf's Opposition to Hamed's Motion to Compel as to Yusuf Claim – Y-8 – Water Revenue Due to United** which complies with the page and word limitations of Rule 6-1(e), to be served upon the following via the Case Anywhere docketing system:

Joel H. Holt, Esq.  
**LAW OFFICES OF JOEL H. HOLT**  
2132 Company Street  
Christiansted, V.I. 00820  
Email: [holtvi.plaza@gmail.com](mailto:holtvi.plaza@gmail.com)

Carl Hartmann, III, Esq.  
5000 Estate Coakley Bay, #L-6  
Christiansted, VI 00820  
Email: [carl@carlhartmann.com](mailto:carl@carlhartmann.com)

Mark W. Eckard, Esq.  
Eckard, P.C.  
P.O. Box 24849  
Christiansted, VI 00824  
Email: [mark@markeckard.com](mailto:mark@markeckard.com)

Jeffrey B.C. Moorhead, Esq.  
C.R.T. Building  
1132 King Street  
Christiansted, VI 00820  
Email: [jeffreylaw@yahoo.com](mailto:jeffreylaw@yahoo.com)

The Honorable Edgar D. Ross  
Email: [edgarrossjudge@hotmail.com](mailto:edgarrossjudge@hotmail.com)

/s/Charlotte K. Perrell \_\_\_\_\_

# **Exhibit A**



Reflecting United's Payments for Plaza Extra. In the same ledger book, records of withdrawals by Yusuf are also noted for certain personal expenses in 1995 and 1996. The amounts relating to Yusuf's personal expenses are included in the BDO Report discussed below in § IV, accounting for the withdrawals as between the Partners and their families. However, the total amount of \$199,760.00 paid by United has not otherwise been captured in other reconciliations and remains due and owing to United.

**F. Water Revenue Re Plaza Extra-East**

Beginning in 1994, Plaza Extra-East began selling United's water. The proceeds for the first 10 years were used primarily for charitable purposes. From April 1, 2004, however, all revenue from the sale of United's water that was collected by Plaza Extra-East was to be paid to United. United has calculated the average water sales per month based upon two years of sales in 1997 (\$52,000) and 1998 (\$75,000) as \$5,291.66 per month. Multiplying the average monthly sales revenue by 131 months, United is owed \$693,207.46 from the Partnership for the water sales revenue from April 1, 2004 through February 28, 2015.

**G. Unreimbursed Transfers to Plaza Extra from United's Tenant Account**

At various points throughout the Partnership, United would transfer funds from its tenant account, which the parties have already conceded was separate and independent from the Partnership, to the Plaza Extra Stores to cover expenses and to maintain cash-flow. The Partnership has not reimbursed United for certain transfers. The Partnership owes United \$188,132 for its unreimbursed transfers. *See Exhibit I*, Summary and Supporting Documentation of Unreimbursed Transfers from United.







**F. Water Revenue Re Plaza Extra-East**

Beginning in 1994, Plaza Extra-East began selling United's water. The proceeds for the first 10 years were used primarily for charitable purposes. From April 1, 2004, however, all revenue from the sale of United's water that was collected by Plaza Extra-East was to be paid to United. United has calculated the average water sales per month based upon two years of sales in 1997 (\$52,000) and 1998 (\$75,000) as \$5,291.66 per month. Multiplying the average monthly sales revenue by 131 months, United is owed \$693,207.46 from the Partnership for the water sales revenue from April 1, 2004 through February 28, 2015.

**Disputed/Undisputed, Ripe for Determination or Discovery Needed:** Yusuf anticipates that this debt will be disputed and will likely require additional discovery.

**G. Unreimbursed Transfers to Plaza Extra from United's Tenant Account**

At various points throughout the Partnership, United would transfer funds from its tenant account, which the parties have already conceded was separate and independent from the Partnership, to the Plaza Extra Stores to cover expenses and to maintain cash-flow. The Partnership has not reimbursed United for certain transfers. The Partnership owes United \$188,132 for its unreimbursed transfers. *See* Exhibit I to the Original Claims, Summary and Supporting Documentation of Unreimbursed Transfers from United.

**Disputed/Undisputed, Ripe for Determination or Discovery Needed:** Yusuf anticipates that this debt will be disputed and will likely require additional discovery.

**IV. Past Partnership Withdrawals and Distribution Reconciliation**

Throughout the Partnership, the Partners and their agents (*i.e.*, their sons) would withdraw cash from safes at the Plaza Extra Stores. Evidence of these withdrawals came in multiple forms including, *inter alia*, receipts, checks or ledger entries. In addition, the Partners

*Hamed v. Yusuf, SX-12-CV-370*

*Yusuf's Opposition to Hamed's Motion to Compel as to Yusuf Claim – Y-8 – Water Revenue Due to United*

Page 7

# **Exhibit B**



privileged, responsive information is discovered, these Interrogatories will be supplemented to the extent that supplementation may be required by the Virgin Islands Rules of Civil Procedure.

(8) Defendants object to these Interrogatories to the extent that they are compound and not a single Request. Hence, these Interrogatories should be counted as more than a single Request such that when all of the subparts are included together with other Interrogatories they exceed the 50 Interrogatories allowed in the Joint Discovery and Scheduling Plan (“JDSP”).

### **RESPONSES TO INTERROGATORIES**

**Interrogatory 2 of 50 – New Claim Number Y-08 – Old Claim #: Y’s III.F**

#### **Water Revenue Owed United**

Describe in detail, by month, from Sept 17, 2006 to 2014, the amount of water sold to the Partnership, by whom it was sold, the number of gallons per month, the per gallon cost in each of those months, the total value of the gallons sold by month, year and total amount – and describe any ledgers, shipping invoices, receipts or other documents which support your claim as well as any witnesses who would have knowledge and what knowledge you believe they have.

#### **RESPONSE:**

Defendants first object that this Interrogatory is unclear as it requests information about water sold “to the Partnership.” United’s claim against the Partnership is that the Partnership sold United’s water from the Plaza Extra-East location. After May 5, 2004, the proceeds from the sale of United’s water were to be paid to United, not the Partnership. Nonetheless, in an effort to respond to what appears to be questions relating to the support and calculations for water sales due to United from the Partnership, Defendants submit that the calculations set forth Yusuf’s Amended Accounting Claims Limited to Transactions Occurring On or After September 17, 2006 (“Yusuf’s Claims”) were based upon two years of sales in 1997 (\$52,000) and 1998 (\$75,000) for an average of \$5,291.66 per month. As Waleed Hamed was in charge of the Plaza



Extra-East location where the sales took place, Yusuf will be seeking additional information from him as part of the written discovery propounded on him. The number listed in the claims was the average monthly sales multiplied by 131 months demonstrating that United is owed \$693,207.46 from the Partnership for the water sales revenue from April 1, 2004 through February 28, 2015. Yusuf submits that discovery is on-going and that he will supplement this response as and when appropriate.

*Hamed v. Yusuf, SX-12-CV-370*

*Yusuf's Opposition to Hamed's Motion to Compel as to Yusuf Claim – Y-8 – Water Revenue Due to United*

Page 8

# **Exhibit C**



**SUPPLEMENTAL RESPONSES  
TO HAMED'S DISCOVERY**

Defendant/Counterclaimants Fathi Yusuf ("Yusuf") and United Corporation ("United") through their attorneys, Dudley Newman Feuerzeig, LLP, hereby provide their Supplemental Responses to Hamed's discovery as follows:

**1. Interrogatory No. 2 - Relating to Y-8 – Water Revenue Owed to United**

Yusuf reaffirms his prior responses and objections to Interrogatory No. 2. Yusuf further supplements his responses to Interrogatory No. 2:

Claim Y-8 relates to water that is collected from the roof of the United Shopping Center and from several wells at the shopping center and stored in a nearly 500,000 gallon cistern and a much smaller cistern. In addition to being used for store operations, much of this water was sold to water delivery services in St. Croix who would send their trucks to the United Shopping Center and have them filled there and leave payment with Plaza Extra-East personnel.

The water collection infrastructure, including the wells that were dug, the pumps, piping and the cisterns themselves, were built exclusively with Yusuf's own money, just as all of the improvements to the United Shopping Center property were built with his money (supplemented in part with insurance proceeds paid to United as the result of a fire<sup>1</sup>). United Corporation owns the real estate and all of its improvements, not the partnership. Hamed was aware of and agreed that because the water was collected and stored by equipment that was part of the real estate owned by United, any revenues of sales of water belonged exclusively to United, just as

---

<sup>1</sup> See August 12, 2014 Declaration of Fathi Yusuf, ¶5.



revenues from any rent payments by tenants<sup>2</sup> at the United Shopping Center, belonged exclusively to United.

Hamed has throughout this litigation recognized that all income from rent paid by tenants of the United Shopping Center belonged exclusively to United, and Hamed has never asserted a claim for any portion of those revenues. The partnership's multi-million dollar rent obligation to United, which Judge Brady recognized in his April 27, 2015 Order granting summary judgment to United of course depends on the fact that United Corporation owns the real estate and improvements at the United Shopping Center.

Prior to the indictment in the criminal case that was filed in September 2003, United donated most revenues from water sales to charitable causes. But soon after the indictment, any proceeds from the sale of water were placed into the Plaza Extra accounts or safes at the store, along with grocery sales revenues. While the water sales were for reasons of convenience collected by Plaza Extra-East employees and then deposited into the store accounts that were overseen by a federal monitor, that did not change the fact that the water belonged to United and that any revenues from its sale therefore belonged to United. United's Claim Y-8 seeks the return of (or a credit for) all revenues from sales of its water from the period April 1, 2004 to February 28, 2015, just before the Plaza Extra-East store (which is located at the United Shopping Center) ceased being operated by the partnership under the Court's Wind Up Plan and Order.

Waleed Hamed would have knowledge of the water revenue for the period when Fathi Yusuf was present at Plaza Extra-Tutu. Likewise, Yusuf Yusuf may have knowledge of same.

---

<sup>2</sup>Hamed has throughout this litigation recognized that all income from rent paid by tenants of the United Shopping Center belonged exclusively to United, and Hamed has never asserted a claim for any portion of those revenues. The partnership's multi-million dollar rent obligation to United, which Judge Brady recognized in his April 27, 2015 Order granting summary judgment to United of course depends on the fact that United Corporation owns the real estate and improvements at the United Shopping Center.

As far as receipts go, Yusuf shows that he derived the value of his calculations from a sheet bearing Waleed's handwriting which reflected the values in 1997 and 1998. At present, Yusuf is unable to locate that document but is continuing to make a diligent search for same. Yusuf does not have a price per month but only a calculated average as previously set forth. Yusuf is familiar with the value of the revenues as he coordinated for the transfer of funds from the revenue to the charities for a number of years. Yusuf disputes that the water sales dropped significantly in the 2000's as stated by Hamed in his discovery responses as Waleed never advised that there had been any significant drop or increase in sales during that period.

Respectfully submitted,

**DUDLEY NEWMAN FEUERZEIG LLP**

**DATED:** November 4, 2019

By: /s/Charlotte K. Perrell  
**GREGORY H. HODGES** (V.I. Bar No. 174)  
**CHARLOTTE K. PERRELL** (V.I. Bar No. 1281)  
P.O. Box 756-0756  
St. Thomas, VI 00804  
Telephone: (340) 715-7750  
Facsimile: (340) 715-4400  
E-Mail: [ghodges@dnfvi.com](mailto:ghodges@dnfvi.com)  
[cperrell@dnfvi.com](mailto:cperrell@dnfvi.com)

Attorneys for Fathi Yusuf and United Corporation

**CERTIFICATE OF SERVICE**

It is hereby certified that on this 4<sup>th</sup> day of November, 2019, I caused the foregoing a true and exact copy of the foregoing **SUPPLEMENTAL RESPONSES TO HAMED'S DISCOVERY AS TO INTERROGATORY NO. 2** to be served upon the following via Case Anywhere docketing system:

Joel H. Holt, Esq.  
**LAW OFFICES OF JOEL H. HOLT**  
2132 Company, V.I. 00820  
Email: [joelholtpc@gmail.com](mailto:joelholtpc@gmail.com)

Carl Hartmann, III, Esq.  
5000 Estate Coakley Bay, #L-6  
Christiansted, VI 00820  
Email: [carl@carlhartmann.com](mailto:carl@carlhartmann.com)

Mark W. Eckard, Esq.  
**HAMM & ECKARD, LLP**  
5030 Anchor Way – Suite 13  
Christiansted, St. Croix  
U.S. Virgin Islands 00820-4692  
E-Mail: [mark@markeckard.com](mailto:mark@markeckard.com)

Jeffrey B.C. Moorhead, Esq.  
C.R.T. Building  
1132 King Street  
Christiansted, St. Croix  
U.S. Virgin Islands 00820  
E-Mail: [jeffreymlaw@yahoo.com](mailto:jeffreymlaw@yahoo.com)

s/Charlotte K. Perrell

**VERIFICATION**

I hereby certify under penalty of perjury that the facts contained in each of the foregoing responses to interrogatories are true and correct to the best of my knowledge, information and belief.

Dated: NOV. 4th, 2019

*Paul J. [Signature]* Attesting Individual

TERRITORY OF THE UNITED STATES VIRGIN ISLANDS  
DISTRICT OF ST. CROIX ) ss

On this, the 4 day of NOVEMBER, 2019, before me, the undersigned officer, personally appeared the signor known to me (or satisfactorily proven to be) the person whose name is subscribed to the within document and acknowledged that he/she executed the same for the purpose therein contained.

IN WITNESS WHEREOF, I hereunto set my hand and official seal.

*[Signature]* Notary Public

BERNARD W. LIBURD  
NOTARY PUBLIC 49-17  
MY COMM EXR 6/6/2021  
ST. CROIX, US VIRGIN ISLANDS

# **Exhibit D**

## Charlotte Perrell

---

**From:** Kim Japinga <[kim@japinga.com](mailto:kim@japinga.com)>  
**Sent:** Thursday, December 20, 2018 12:03 PM  
**To:** Charlotte Perrell; [Carl@hartmann.attorney](mailto:Carl@hartmann.attorney)  
**Cc:** Gregory Hodges; [kim@japinga.com](mailto:kim@japinga.com)  
**Subject:** RE: Charlotte ?????? Are you there? 11 am AST conf ?

Good morning, Charlotte,

We don't need to meet tomorrow, as we are filing a motion to compel now. So, no meeting tomorrow.

Thanks, Kim

**From:** Charlotte Perrell <[Cperrell@dtflaw.com](mailto:Cperrell@dtflaw.com)>  
**Sent:** Thursday, December 20, 2018 10:33 AM  
**To:** [Carl@hartmann.attorney](mailto:Carl@hartmann.attorney)  
**Cc:** Gregory Hodges <[Ghodges@dtflaw.com](mailto:Ghodges@dtflaw.com)>; Japinga, Kim <[kim@japinga.com](mailto:kim@japinga.com)>  
**Subject:** Re: Charlotte ?????? Are you there? 11 am AST conf ?

Carl and Kim,

I am in a meeting and I had this down for tomorrow-Friday at 11 AST. My apologies if I had the wrong day. I am a bit tied up today but can still make the time tomorrow.

Charlotte

Sent from my iPhone

On Dec 20, 2018, at 11:19 AM, Carl Hartmann <[carl@carlhartmann.com](mailto:carl@carlhartmann.com)> wrote:

We called into DTF and they could not locate you.

Are you available?

Carl

**CARL J. HARTMANN III**  
WEBSITE : [WWW.HARTMANN.ATTORNEY](http://WWW.HARTMANN.ATTORNEY)  
EMAIL: [CARL@HARTMANN.ATTORNEY](mailto:CARL@HARTMANN.ATTORNEY)  
ALL FAXES: (202) 403-3750  
D.C. TELEPHONE: (202) 518-2970  
USVI TELEPHONE: (340) 642-4422

**IN THE SUPERIOR COURT OF THE VIRGIN ISLANDS  
DIVISION OF ST. CROIX**

|  |   |                          |
|--|---|--------------------------|
| WALEED HAMED, as Executor of the           | ) |                          |
| Estate of MOHAMMAD HAMED,                  | ) |                          |
|  | ) |                          |
| Plaintiff/Counterclaim Defendant,          | ) | CIVIL NO. SX-12-CV-370   |
| v.   | ) |                          |
|  | ) |                          |
| FATHI YUSUF and UNITED CORPORATION,        | ) | ACTION FOR INJUNCTIVE    |
|  | ) | RELIEF, DECLARATORY      |
|  | ) | JUDGMENT, AND            |
| Defendants/Counterclaimants,               | ) | PARTNERSHIP DISSOLUTION, |
| v.   | ) | WIND UP, AND ACCOUNTING  |
|  | ) |                          |
| WALEED HAMED, WAHEED HAMED,                | ) |                          |
| MUFEED HAMED, HISHAM HAMED, and            | ) |                          |
| PLESSEN ENTERPRISES, INC.,                 | ) |                          |
|  | ) |                          |
| <u>Additional Counterclaim Defendants.</u> | ) | Consolidated With        |
|  | ) |                          |
| WALEED HAMED, as Executor of the           | ) |                          |
| Estate of MOHAMMAD HAMED,                  | ) |                          |
|  | ) |                          |
| Plaintiff,                                 | ) | CIVIL NO. SX-14-CV-287   |
| v.   | ) |                          |
|  | ) |                          |
| UNITED CORPORATION,                        | ) | ACTION FOR DAMAGES AND   |
|  | ) | DECLARATORY JUDGMENT     |
|  | ) |                          |
| <u>Defendant.</u>                          | ) |                          |
|  | ) |                          |
| WALEED HAMED, as Executor of the           | ) |                          |
| Estate of MOHAMMAD HAMED,                  | ) |                          |
|  | ) |                          |
| Plaintiff,                                 | ) | CIVIL NO. SX-14-CV-278   |
| v.   | ) |                          |
|  | ) |                          |
| FATHI YUSUF,                               | ) | ACTION FOR DEBT AND      |
|  | ) | CONVERSION               |
|  | ) |                          |
| <u>Defendant.</u>                          | ) |                          |

**YUSUF’S OPPOSITION TO HAMED’S MOTION TO COMPEL  
AS TO YUSUF CLAIM – Y-8 – WATER REVENUE DUE TO UNITED**

Defendant/counterclaimant Fathi Yusuf (“Yusuf”) and United Corporation (“United”), through their undersigned counsel, respectfully submits this Opposition to Hamed’s Motion to Compel as to Yusuf Claim – Y-8 – Water Revenue Due to United as follows:

**I. Yusuf Claim Y-8 is actually a debt owed by the Partnership to United for Water Revenues generated from the United Shopping Center’s building and cisterns.**

Hamed has made various designations in this case including what he denotes as Yusuf Claim–Y-8–Water Revenue Due to United. To be clear, this is a United claim against the Partnership for unpaid revenues for the sale of water from the United Shopping Center’s building and collected in its cisterns. It is not a claim that Yusuf is making against Hamed. United listed the debt due from the Partnership to United in the original filing submitted on September 30, 2016 at p. 9 and again in the Amended Claims filed on October 30, 2017 at p. 12. *See Exhibit A* – Excerpts from both the Original Claims and Amended Claims relating to the Water Revenue Owed to United. The total value of the debt claim by United is \$693,207.46, which is calculated based upon two years of sales in 1997 (\$52,000) and 1998 (\$75,000) for an average of \$5,291.66 per month. That amount was multiplied by 131 months to arrive at the amount owed to United for the period from April 1, 2004 to February 28, 2015.

**II. Yusuf’s Discovery Responses Were Proper.**

Hamed propounded Interrogatory No. 2 seeking information on a month by month basis from September 17, 2006 to 2014 for “the amount of water sold to the Partnership.” United objected on the grounds that no water was sold “to the Partnership.” Nonetheless, United provided the detail as to the calculation set forth above and noted that Waleed Hamed may have information as he was operating the Plaza Extra-East store during the time period described in the interrogatory.



Yusuf advised that he would supplement following discovery from Waleed. *See Exhibit B – Discovery Response as to Interrogatory No. 2.*

Further, United shows that Hamed attempts to show that United ignored a Rule 37 letter. Yusuf shows that this is incorrect and disingenuous. Yusuf shows that there has been no lingering attempt to ignore any specific deficiency or unilateral attempt to avoid response.<sup>1</sup>

**III. Although Objections and Prior Responses Were Proper, Supplemental Response Provided.**

Although United maintains that its prior responses and objections were proper, nonetheless, in an effort to bring this matter to a close, United submits this further clarification as to Water Revenue. *See Exhibit C–Supplemental Responses to Interrogatory No. 2.* To the extent that Hamed seeks further clarification or to expand upon his original interrogatory, he may do so through deposition.

**CONCLUSION**

Yusuf's Responses to Interrogatory 2 were proper objections and responses. Yusuf respectfully requests that Hamed's Motion be denied.

---

<sup>1</sup>Hamed continues to assert that counsel for Yusuf's inadvertent mis-calendaring of a conference call reflects some type of deliberate attempt to ignore or evade communication with counsel for Hamed. As explained previously, Counsel for Yusuf mistakenly mis-calendared the call for the following day (a Friday, which had been the parties standing time for weekly meetings regarding open issues in this case) and upon learning of the mistake immediately attempted to contact counsel for Hamed and reschedule for the following day to which Counsel for Hamed refused. *See Exhibit D* - Email communication on December 20, 2018 at 10:33 a.m. from Counsel for Yusuf to Counsel for Hamed.

Respectfully submitted,

**DUDLEY NEWMAN FEUERZEIG LLP**

**DATED:** November 4, 2019

By: /s/Charlotte K. Perrell

**GREGORY H. HODGES** (V.I. Bar No. 174)

**CHARLOTTE K. PERRELL** (V.I. Bar No. 1281)

P.O. Box 756-0756

St. Thomas, VI 00804

Telephone: (340) 715-7750

Facsimile: (340) 715-4400

E-Mail: [ghodges@dnfvi.com](mailto:ghodges@dnfvi.com)

[cperrell@dnfvi.com](mailto:cperrell@dnfvi.com)

Attorneys for Fathi Yusuf and United Corporation

**CERTIFICATE OF SERVICE**

I hereby certify that on this 4<sup>th</sup> day of November, 2019, I caused the foregoing **Yusuf's Opposition to Hamed's Motion to Compel as to Yusuf Claim – Y-8 – Water Revenue Due to United** which complies with the page and word limitations of Rule 6-1(e), to be served upon the following via the Case Anywhere docketing system:

Joel H. Holt, Esq.  
**LAW OFFICES OF JOEL H. HOLT**  
2132 Company Street  
Christiansted, V.I. 00820  
Email: [holtvi.plaza@gmail.com](mailto:holtvi.plaza@gmail.com)

Carl Hartmann, III, Esq.  
5000 Estate Coakley Bay, #L-6  
Christiansted, VI 00820  
Email: [carl@carlhartmann.com](mailto:carl@carlhartmann.com)

Mark W. Eckard, Esq.  
Eckard, P.C.  
P.O. Box 24849  
Christiansted, VI 00824  
Email: [mark@markeckard.com](mailto:mark@markeckard.com)

Jeffrey B.C. Moorhead, Esq.  
C.R.T. Building  
1132 King Street  
Christiansted, VI 00820  
Email: [jeffreylaw@yahoo.com](mailto:jeffreylaw@yahoo.com)

The Honorable Edgar D. Ross  
Email: [edgarrossjudge@hotmail.com](mailto:edgarrossjudge@hotmail.com)

/s/Charlotte K. Perrell \_\_\_\_\_

# **Exhibit A**



Reflecting United's Payments for Plaza Extra. In the same ledger book, records of withdrawals by Yusuf are also noted for certain personal expenses in 1995 and 1996. The amounts relating to Yusuf's personal expenses are included in the BDO Report discussed below in § IV, accounting for the withdrawals as between the Partners and their families. However, the total amount of \$199,760.00 paid by United has not otherwise been captured in other reconciliations and remains due and owing to United.

**F. Water Revenue Re Plaza Extra-East**

Beginning in 1994, Plaza Extra-East began selling United's water. The proceeds for the first 10 years were used primarily for charitable purposes. From April 1, 2004, however, all revenue from the sale of United's water that was collected by Plaza Extra-East was to be paid to United. United has calculated the average water sales per month based upon two years of sales in 1997 (\$52,000) and 1998 (\$75,000) as \$5,291.66 per month. Multiplying the average monthly sales revenue by 131 months, United is owed \$693,207.46 from the Partnership for the water sales revenue from April 1, 2004 through February 28, 2015.

**G. Unreimbursed Transfers to Plaza Extra from United's Tenant Account**

At various points throughout the Partnership, United would transfer funds from its tenant account, which the parties have already conceded was separate and independent from the Partnership, to the Plaza Extra Stores to cover expenses and to maintain cash-flow. The Partnership has not reimbursed United for certain transfers. The Partnership owes United \$188,132 for its unreimbursed transfers. *See Exhibit I*, Summary and Supporting Documentation of Unreimbursed Transfers from United.





**F. Water Revenue Re Plaza Extra-East**

Beginning in 1994, Plaza Extra-East began selling United's water. The proceeds for the first 10 years were used primarily for charitable purposes. From April 1, 2004, however, all revenue from the sale of United's water that was collected by Plaza Extra-East was to be paid to United. United has calculated the average water sales per month based upon two years of sales in 1997 (\$52,000) and 1998 (\$75,000) as \$5,291.66 per month. Multiplying the average monthly sales revenue by 131 months, United is owed \$693,207.46 from the Partnership for the water sales revenue from April 1, 2004 through February 28, 2015.

**Disputed/Undisputed, Ripe for Determination or Discovery Needed:** Yusuf anticipates that this debt will be disputed and will likely require additional discovery.

**G. Unreimbursed Transfers to Plaza Extra from United's Tenant Account**

At various points throughout the Partnership, United would transfer funds from its tenant account, which the parties have already conceded was separate and independent from the Partnership, to the Plaza Extra Stores to cover expenses and to maintain cash-flow. The Partnership has not reimbursed United for certain transfers. The Partnership owes United \$188,132 for its unreimbursed transfers. *See* Exhibit I to the Original Claims, Summary and Supporting Documentation of Unreimbursed Transfers from United.

**Disputed/Undisputed, Ripe for Determination or Discovery Needed:** Yusuf anticipates that this debt will be disputed and will likely require additional discovery.

**IV. Past Partnership Withdrawals and Distribution Reconciliation**

Throughout the Partnership, the Partners and their agents (*i.e.*, their sons) would withdraw cash from safes at the Plaza Extra Stores. Evidence of these withdrawals came in multiple forms including, *inter alia*, receipts, checks or ledger entries. In addition, the Partners



*Hamed v. Yusuf, SX-12-CV-370*

*Yusuf's Opposition to Hamed's Motion to Compel as to Yusuf Claim – Y-8 – Water Revenue Due to United*

Page 7

# **Exhibit B**



privileged, responsive information is discovered, these Interrogatories will be supplemented to the extent that supplementation may be required by the Virgin Islands Rules of Civil Procedure.

(8) Defendants object to these Interrogatories to the extent that they are compound and not a single Request. Hence, these Interrogatories should be counted as more than a single Request such that when all of the subparts are included together with other Interrogatories they exceed the 50 Interrogatories allowed in the Joint Discovery and Scheduling Plan (“JDSP”).

### **RESPONSES TO INTERROGATORIES**

**Interrogatory 2 of 50 – New Claim Number Y-08 – Old Claim #: Y’s III.F**

#### **Water Revenue Owed United**

Describe in detail, by month, from Sept 17, 2006 to 2014, the amount of water sold to the Partnership, by whom it was sold, the number of gallons per month, the per gallon cost in each of those months, the total value of the gallons sold by month, year and total amount – and describe any ledgers, shipping invoices, receipts or other documents which support your claim as well as any witnesses who would have knowledge and what knowledge you believe they have.

#### **RESPONSE:**

Defendants first object that this Interrogatory is unclear as it requests information about water sold “to the Partnership.” United’s claim against the Partnership is that the Partnership sold United’s water from the Plaza Extra-East location. After May 5, 2004, the proceeds from the sale of United’s water were to be paid to United, not the Partnership. Nonetheless, in an effort to respond to what appears to be questions relating to the support and calculations for water sales due to United from the Partnership, Defendants submit that the calculations set forth Yusuf’s Amended Accounting Claims Limited to Transactions Occurring On or After September 17, 2006 (“Yusuf’s Claims”) were based upon two years of sales in 1997 (\$52,000) and 1998 (\$75,000) for an average of \$5,291.66 per month. As Waleed Hamed was in charge of the Plaza



Extra-East location where the sales took place, Yusuf will be seeking additional information from him as part of the written discovery propounded on him. The number listed in the claims was the average monthly sales multiplied by 131 months demonstrating that United is owed \$693,207.46 from the Partnership for the water sales revenue from April 1, 2004 through February 28, 2015. Yusuf submits that discovery is on-going and that he will supplement this response as and when appropriate.

*Hamed v. Yusuf, SX-12-CV-370*

*Yusuf's Opposition to Hamed's Motion to Compel as to Yusuf Claim – Y-8 – Water Revenue Due to United*

Page 8

# **Exhibit C**



**SUPPLEMENTAL RESPONSES  
TO HAMED'S DISCOVERY**

Defendant/Counterclaimants Fathi Yusuf ("Yusuf") and United Corporation ("United") through their attorneys, Dudley Newman Feuerzeig, LLP, hereby provide their Supplemental Responses to Hamed's discovery as follows:

**1. Interrogatory No. 2 - Relating to Y-8 – Water Revenue Owed to United**

Yusuf reaffirms his prior responses and objections to Interrogatory No. 2. Yusuf further supplements his responses to Interrogatory No. 2:

Claim Y-8 relates to water that is collected from the roof of the United Shopping Center and from several wells at the shopping center and stored in a nearly 500,000 gallon cistern and a much smaller cistern. In addition to being used for store operations, much of this water was sold to water delivery services in St. Croix who would send their trucks to the United Shopping Center and have them filled there and leave payment with Plaza Extra-East personnel.

The water collection infrastructure, including the wells that were dug, the pumps, piping and the cisterns themselves, were built exclusively with Yusuf's own money, just as all of the improvements to the United Shopping Center property were built with his money (supplemented in part with insurance proceeds paid to United as the result of a fire<sup>1</sup>). United Corporation owns the real estate and all of its improvements, not the partnership. Hamed was aware of and agreed that because the water was collected and stored by equipment that was part of the real estate owned by United, any revenues of sales of water belonged exclusively to United, just as

---

<sup>1</sup> See August 12, 2014 Declaration of Fathi Yusuf, ¶5.

revenues from any rent payments by tenants<sup>2</sup> at the United Shopping Center, belonged exclusively to United.

Hamed has throughout this litigation recognized that all income from rent paid by tenants of the United Shopping Center belonged exclusively to United, and Hamed has never asserted a claim for any portion of those revenues. The partnership's multi-million dollar rent obligation to United, which Judge Brady recognized in his April 27, 2015 Order granting summary judgment to United of course depends on the fact that United Corporation owns the real estate and improvements at the United Shopping Center.

Prior to the indictment in the criminal case that was filed in September 2003, United donated most revenues from water sales to charitable causes. But soon after the indictment, any proceeds from the sale of water were placed into the Plaza Extra accounts or safes at the store, along with grocery sales revenues. While the water sales were for reasons of convenience collected by Plaza Extra-East employees and then deposited into the store accounts that were overseen by a federal monitor, that did not change the fact that the water belonged to United and that any revenues from its sale therefore belonged to United. United's Claim Y-8 seeks the return of (or a credit for) all revenues from sales of its water from the period April 1, 2004 to February 28, 2015, just before the Plaza Extra-East store (which is located at the United Shopping Center) ceased being operated by the partnership under the Court's Wind Up Plan and Order.

Waleed Hamed would have knowledge of the water revenue for the period when Fathi Yusuf was present at Plaza Extra-Tutu. Likewise, Yusuf Yusuf may have knowledge of same.

---

<sup>2</sup>Hamed has throughout this litigation recognized that all income from rent paid by tenants of the United Shopping Center belonged exclusively to United, and Hamed has never asserted a claim for any portion of those revenues. The partnership's multi-million dollar rent obligation to United, which Judge Brady recognized in his April 27, 2015 Order granting summary judgment to United of course depends on the fact that United Corporation owns the real estate and improvements at the United Shopping Center.



As far as receipts go, Yusuf shows that he derived the value of his calculations from a sheet bearing Waleed's handwriting which reflected the values in 1997 and 1998. At present, Yusuf is unable to locate that document but is continuing to make a diligent search for same. Yusuf does not have a price per month but only a calculated average as previously set forth. Yusuf is familiar with the value of the revenues as he coordinated for the transfer of funds from the revenue to the charities for a number of years. Yusuf disputes that the water sales dropped significantly in the 2000's as stated by Hamed in his discovery responses as Waleed never advised that there had been any significant drop or increase in sales during that period.

Respectfully submitted,

**DUDLEY NEWMAN FEUERZEIG LLP**

**DATED:** November 4, 2019

By: /s/Charlotte K. Perrell  
**GREGORY H. HODGES** (V.I. Bar No. 174)  
**CHARLOTTE K. PERRELL** (V.I. Bar No. 1281)  
P.O. Box 756-0756  
St. Thomas, VI 00804  
Telephone: (340) 715-7750  
Facsimile: (340) 715-4400  
E-Mail: [ghodges@dnfvi.com](mailto:ghodges@dnfvi.com)  
[cperrell@dnfvi.com](mailto:cperrell@dnfvi.com)

Attorneys for Fathi Yusuf and United Corporation

**CERTIFICATE OF SERVICE**

It is hereby certified that on this 4<sup>th</sup> day of November, 2019, I caused the foregoing a true and exact copy of the foregoing **SUPPLEMENTAL RESPONSES TO HAMED'S DISCOVERY AS TO INTERROGATORY NO. 2** to be served upon the following via Case Anywhere docketing system:

Joel H. Holt, Esq.  
**LAW OFFICES OF JOEL H. HOLT**  
2132 Company, V.I. 00820  
Email: [joelholtpc@gmail.com](mailto:joelholtpc@gmail.com)

Carl Hartmann, III, Esq.  
5000 Estate Coakley Bay, #L-6  
Christiansted, VI 00820  
Email: [carl@carlhartmann.com](mailto:carl@carlhartmann.com)

Mark W. Eckard, Esq.  
**HAMM & ECKARD, LLP**  
5030 Anchor Way – Suite 13  
Christiansted, St. Croix  
U.S. Virgin Islands 00820-4692  
E-Mail: [mark@markeckard.com](mailto:mark@markeckard.com)

Jeffrey B.C. Moorhead, Esq.  
C.R.T. Building  
1132 King Street  
Christiansted, St. Croix  
U.S. Virgin Islands 00820  
E-Mail: [jeffreymlaw@yahoo.com](mailto:jeffreymlaw@yahoo.com)

s/Charlotte K. Perrell

**VERIFICATION**

I hereby certify under penalty of perjury that the facts contained in each of the foregoing responses to interrogatories are true and correct to the best of my knowledge, information and belief.

Dated: NOV. 4th, 2019

*Paul J. [Signature]* Attesting Individual

TERRITORY OF THE UNITED STATES VIRGIN ISLANDS  
DISTRICT OF ST. CROIX ) ss

On this, the 4 day of NOVEMBER, 2019, before me, the undersigned officer, personally appeared the signor known to me (or satisfactorily proven to be) the person whose name is subscribed to the within document and acknowledged that he/she executed the same for the purpose therein contained.

IN WITNESS WHEREOF, I hereunto set my hand and official seal.

*[Signature]* Notary Public

BERNARD W. LIBURD  
NOTARY PUBLIC 49-17  
MY COMM EXR 6/6/2021  
ST. CROIX, US VIRGIN ISLANDS

# **Exhibit D**

## Charlotte Perrell

---

**From:** Kim Japinga <[kim@japinga.com](mailto:kim@japinga.com)>  
**Sent:** Thursday, December 20, 2018 12:03 PM  
**To:** Charlotte Perrell; [Carl@hartmann.attorney](mailto:Carl@hartmann.attorney)  
**Cc:** Gregory Hodges; [kim@japinga.com](mailto:kim@japinga.com)  
**Subject:** RE: Charlotte ?????? Are you there? 11 am AST conf ?

Good morning, Charlotte,

We don't need to meet tomorrow, as we are filing a motion to compel now. So, no meeting tomorrow.

Thanks, Kim

**From:** Charlotte Perrell <[Cperrell@dtflaw.com](mailto:Cperrell@dtflaw.com)>  
**Sent:** Thursday, December 20, 2018 10:33 AM  
**To:** [Carl@hartmann.attorney](mailto:Carl@hartmann.attorney)  
**Cc:** Gregory Hodges <[Ghodges@dtflaw.com](mailto:Ghodges@dtflaw.com)>; Japinga, Kim <[kim@japinga.com](mailto:kim@japinga.com)>  
**Subject:** Re: Charlotte ?????? Are you there? 11 am AST conf ?

Carl and Kim,

I am in a meeting and I had this down for tomorrow-Friday at 11 AST. My apologies if I had the wrong day. I am a bit tied up today but can still make the time tomorrow.

Charlotte

Sent from my iPhone

On Dec 20, 2018, at 11:19 AM, Carl Hartmann <[carl@carlhartmann.com](mailto:carl@carlhartmann.com)> wrote:

We called into DTF and they could not locate you.

Are you available?

Carl

**CARL J. HARTMANN III**  
WEBSITE : [WWW.HARTMANN.ATTORNEY](http://WWW.HARTMANN.ATTORNEY)  
EMAIL: [CARL@HARTMANN.ATTORNEY](mailto:CARL@HARTMANN.ATTORNEY)  
ALL FAXES: (202) 403-3750  
D.C. TELEPHONE: (202) 518-2970  
USVI TELEPHONE: (340) 642-4422

**IN THE SUPERIOR COURT OF THE VIRGIN ISLANDS  
DIVISION OF ST. CROIX**

|  |   |                          |
|--|---|--------------------------|
| WALEED HAMED, as Executor of the           | ) |                          |
| Estate of MOHAMMAD HAMED,                  | ) |                          |
|  | ) |                          |
| Plaintiff/Counterclaim Defendant,          | ) | CIVIL NO. SX-12-CV-370   |
| v.   | ) |                          |
|  | ) |                          |
| FATHI YUSUF and UNITED CORPORATION,        | ) | ACTION FOR INJUNCTIVE    |
|  | ) | RELIEF, DECLARATORY      |
|  | ) | JUDGMENT, AND            |
| Defendants/Counterclaimants,               | ) | PARTNERSHIP DISSOLUTION, |
| v.   | ) | WIND UP, AND ACCOUNTING  |
|  | ) |                          |
| WALEED HAMED, WAHEED HAMED,                | ) |                          |
| MUFEED HAMED, HISHAM HAMED, and            | ) |                          |
| PLESSEN ENTERPRISES, INC.,                 | ) |                          |
|  | ) |                          |
| <u>Additional Counterclaim Defendants.</u> | ) | Consolidated With        |
|  | ) |                          |
| WALEED HAMED, as Executor of the           | ) |                          |
| Estate of MOHAMMAD HAMED,                  | ) |                          |
|  | ) | CIVIL NO. SX-14-CV-287   |
| Plaintiff,                                 | ) |                          |
| v.   | ) | ACTION FOR DAMAGES AND   |
|  | ) | DECLARATORY JUDGMENT     |
| UNITED CORPORATION,                        | ) |                          |
|  | ) |                          |
| <u>Defendant.</u>                          | ) |                          |
|  | ) |                          |
| WALEED HAMED, as Executor of the           | ) |                          |
| Estate of MOHAMMAD HAMED,                  | ) | CIVIL NO. SX-14-CV-278   |
|  | ) |                          |
| Plaintiff,                                 | ) | ACTION FOR DEBT AND      |
| v.   | ) | CONVERSION               |
|  | ) |                          |
| FATHI YUSUF,                               | ) |                          |
|  | ) |                          |
| <u>Defendant.</u>                          | ) |                          |

**YUSUF’S OPPOSITION TO HAMED’S MOTION TO COMPEL  
AS TO HAMED CLAIM – H-150 AND 160 – UNITED SHOPPING CENTER’S GROSS  
RECEIPT TAXES AND Y-5 – REIMBURSE UNITED FOR GROSS RECEIPT TAXES**

Defendant/counterclaimant Fathi Yusuf (“Yusuf”), through his undersigned counsel, respectfully submits this Opposition to Hamed’s Motion to Compel as to Hamed Claim – H-150 and 160 – United Shopping Center’s Gross Receipt Taxes and Y-5 – Reimburse United for Gross Receipt Taxes as follows:

**I. Part of the Partnership Arrangement was for it to pay Gross Receipt Taxes of United.**

Yusuf has explained that under the business agreement between himself and Hamed that they agreed to divide the net profits from the grocery store operations on a 50-50 basis after deduction for rent and other expenses to be paid to United. One of those expenses was the gross receipt taxes of United. Hamed’s Interrogatory 16 asked why and what “leads Yusuf to believe and assert that he continued to have Hamed’s consent to such payments after September 17, 2012.”

Yusuf responded stating:

...

Further responding, Yusuf submits that in his earlier declaration he explained that “[u]nder the business agreement between Hamed and me that I now describe as a partnership, profits would be divided 50-50 after deduction for rent owed to United, among other expenses” and that “[u]nder our agreement, I was the person responsible for making all decisions regarding when the reconciliation would take place” and that Yusuf had the discretion to determine when the reconciliation would take place. *See* August 12, 2014 Yusuf Declaration, p. 2. There is no reason for Yusuf to believe that this discretion, consistent with the manner in which the partnership operated from its inception, would not continue in the same manner until its dissolution. This belief and understanding has been further confirmed with Yusuf’s designation as the Liquidating Partner under the Final Wind Up Plan of the Plaza Extra Partnership adopted by the Court by Order dated January 7, 2015. Finally, the filing of Hamed’s lawsuit on September 17, 2012 did not enable him to continue receiving the benefits of the partnership without the burdens he agreed to from the outset.

See **Exhibit A** – Yusuf's Responses to Interrogatory No. 16.<sup>1</sup>

The dissolution process requires the maintenance of the *status quo* while the winding up of the Partnership proceeds. Maintenance of the *status quo* requires the payment of expenses and debts of the Partnership. The agreement between the Partners was for them to split the net profits from the grocery store business after paying various expenses including rent to United and other expenses including United's gross receipts. The dissolution process did not change the expenses the Partnership agreed to incur. Recall, the Partnership benefited from a reduced rental rate and flexibility as to when to pay rent so as to preserve liquidity. Payment of United's gross receipt taxes and other expenses, coupled with a reduced rental rate is not unusual and similar to expenses incurred in a triple net lease, whereby the tenant or lessee promises to pay all the expenses of the property including real estate taxes, building insurance, and maintenance which are in addition to the fees for rent and utilities. Hence, Yusuf's response that there is no reason for him to believe that the terms of the Partnership agreement would not continue through the litigation and during wind up process. Therefore, Yusuf has fully responded to this Interrogatory and there is nothing further to be compelled to state.

Further, Hamed attempts to create the narrative that Yusuf ignored a Rule 37 letter or agreed to provide documents and then in support of this false narrative references a number of letters submitted by Hamed as Exhibits 3 through 8 to his Motion. However, Yusuf shows that this is incorrect and disingenuous. There is absolutely nothing anywhere in Hamed's Exhibits 3, 4, 5, 6, 7 or 8 that even reference Interrogatory No. 16 or some deficiency by Yusuf. After

---

<sup>1</sup> Yusuf maintains his objection to the Interrogatory as vague, ambiguous, and compound in violation of the total number of interrogatories allowable.



misleadingly referencing Exhibits 3 through 8 in an effort to improperly demonstrate repeated attempts by Hamed to secure information, Hamed then states “the parties had some passing conversations but nothing was documented in writing.”<sup>2</sup> If nothing was documented in writing—why does Hamed reference and attach five exhibits that have nothing to do with the discovery at issue? Rather, the first substantive time that there was any issue raised as to any alleged deficiency as to Interrogatory No. 16 was on October 3, 2019. Hamed had failed to submit his Rule 37 letter within sufficient time to provide Yusuf with 14 days to respond under the rules but requested a truncated time to review and discuss. Although under no obligation to do so, Yusuf obliged so as to keep the scheduling order that the parties had submitted to the Master for filing motions to compel by October 15, 2019. Again, both counsel were attempting to cooperate with each other and yet, adhere to the deadlines of the proposed scheduling order to file motions to compel. Nonetheless, Yusuf shows that there has been no lingering attempt to ignore any specific deficiency or unilateral attempt to avoid response.<sup>3</sup>

## CONCLUSION

Yusuf's Response to Interrogatory 16 was proper and Yusuf respectfully requests that Hamed's Motion be denied.

---

<sup>2</sup> Hamed attempts to reference that Interrogatory 41 is at issue but it likewise does not appear to be the subject of a Rule 37 letter. At best, Hamed simply states in his Exhibit 6 – that Interrogatory 41 is ready for a motion. However, there appears to be no Rule 37 letter setting for the alleged deficiency attached to the Motion to Compel. Yusuf's response to Interrogatory 41 was to incorporate his response to Interrogatory 16.

<sup>3</sup> Hamed continues to assert that counsel for Yusuf's inadvertent mis-scheduling of a conference call reflects some type of deliberate attempt to ignore or evade communication with counsel for Hamed. As explained previously, Counsel for Yusuf mistakenly mis-scheduled the call for the following day (a Friday, which had been the parties standing time for weekly meetings regarding open issues in this case) and upon learning of the mistake immediately attempted to contact counsel for Hamed and reschedule for the following day to which Counsel for Hamed refused. See **Exhibit B** - Email communication on December 20, 2018 at 10:33 a.m. from Counsel for Yusuf to Counsel for Hamed.

Respectfully submitted,

**DUDLEY NEWMAN FEUERZEIG LLP**

**DATED:** November 4, 2019

By: /s/Charlotte K. Perrell  
**GREGORY H. HODGES** (V.I. Bar No. 174)  
**CHARLOTTE K. PERRELL** (V.I. Bar No. 1281)  
P.O. Box 756-0756  
St. Thomas, VI 00804  
Telephone: (340) 715-7750  
Facsimile: (340) 715-4400  
E-Mail: [ghodges@dnfvi.com](mailto:ghodges@dnfvi.com)  
[cperrell@dnfvi.com](mailto:cperrell@dnfvi.com)

Attorneys for Fathi Yusuf and United Corporation

**CERTIFICATE OF SERVICE**

I hereby certify that on this 4<sup>th</sup> day of November, 2019, I caused the foregoing **Yusuf's Opposition to Hamed's Motion to Compel as to Hamed Claim – H-150 and 160 – United Shopping Center's Gross Receipt Taxes and Y-5 – Reimburse United for Gross Receipt Taxes** which complies with the page and word limitations of Rule 6-1(e), to be served upon the following via the Case Anywhere docketing system:

Joel H. Holt, Esq.  
**LAW OFFICES OF JOEL H. HOLT**  
2132 Company Street  
Christiansted, V.I. 00820  
Email: [holtvi.plaza@gmail.com](mailto:holtvi.plaza@gmail.com)

Carl Hartmann, III, Esq.  
5000 Estate Coakley Bay, #L-6  
Christiansted, VI 00820  
Email: [carl@carlhartmann.com](mailto:carl@carlhartmann.com)

Mark W. Eckard, Esq.  
Eckard, P.C.  
P.O. Box 24849  
Christiansted, VI 00824  
Email: [mark@markeckard.com](mailto:mark@markeckard.com)

Jeffrey B.C. Moorhead, Esq.  
C.R.T. Building  
1132 King Street  
Christiansted, VI 00820  
Email: [jeffreymlaw@yahoo.com](mailto:jeffreymlaw@yahoo.com)

The Honorable Edgar D. Ross  
Email: [edgarrossjudge@hotmail.com](mailto:edgarrossjudge@hotmail.com)

/s/Charlotte K. Perrell

*Hamed v. Yusuf, SX-12-CV-370*

*Yusuf's Opposition to Hamed's Motion to Compel as to Hamed Claim – H-150 and 160 –  
United Shopping Center's Gross Receipt Taxes and Y-5 – Reimburse United for Gross Receipt  
Taxes*

Page 7

# **Exhibit A**

**RESPONSES TO INTERROGATORIES**

**Interrogatory 16 of 50:**

Interrogatory 16 of 50 relates to Y-5: "Reimburse United for Gross Receipt Taxes," H-150 (old Claim No. 3002a) and H-160 (old Claim No. Exhibit A-H): "United Shopping Center's gross receipts taxes," H-152 (old Claim No. 3008a): "United's corporate franchise taxes and annual franchise fees," and H-153 (old Claim No. 3009a): "Partnership funds used to pay United Shopping Center's property insurance.

State with specificity why, assuming that Yusuf is correct that Hamed had agreed that the Partnership would pay the separate (non-partnership-related) United Corporation costs for such things as GRT taxes, franchise taxes and fees, property insurance, etc., -- what facts, conversations, writings, communications or other information or documents leads Yusuf to believe and assert that he continued to have Hamed's consent as to such payments after September 17, 2012, despite a lawsuit filed by Hamed seeking to stop Yusuf's involvement in the Partnership, with a claim of outright theft by Hamed, as well as Yusuf's denial of the existence of a partnership, attempted removal of the Hameds from the stores by Yusuf and letters from Hamed and his counsel stating that various of the unilateral uses of funds, payments and actions were henceforth denied and actionable?

**Response:**

Defendants object to this interrogatory as vague, ambiguous, and compound such that the total number of interrogatories together with their sub parts and other discovery exceeds the maximum allowable number of interrogatories under the JDSP and violates both the spirit and the terms of the JDSP limiting the number of interrogatory questions.



Further responding, Yusuf submits that in his earlier declaration he explained that “[u]nder the business agreement between Hamed and me that I now describe as a partnership, profits would be divided 50-50 after deduction for rent owed to United, among other expenses” and that “[u]nder our agreement, I was the person responsible for making all decisions regarding when the reconciliation would take place” and that Yusuf had the discretion to determine when the reconciliation would take place. *See* August 12, 2014 Yusuf Declaration, p. 2. There is no reason for Yusuf to believe that this discretion, consistent with the manner in which the partnership operated from its inception, would not continue in the same manner until its dissolution. This belief and understanding has been further confirmed with Yusuf’s designation as the Liquidating Partner under the Final Wind Up Plan of the Plaza Extra Partnership adopted by the Court by Order dated January 7, 2015. Finally, the filing of Hamed’s lawsuit on September 17, 2012 did not enable him to continue receiving the benefits of the partnership without the burdens he agreed to from the outset.



*Hamed v. Yusuf, SX-12-CV-370*

*Yusuf's Opposition to Hamed's Motion to Compel as to Hamed Claim – H-150 and 160 –  
United Shopping Center's Gross Receipt Taxes and Y-5 – Reimburse United for Gross Receipt  
Taxes*

Page 8

# **Exhibit B**



## Charlotte Perrell

---

**From:** Kim Japinga <[kim@japinga.com](mailto:kim@japinga.com)>  
**Sent:** Thursday, December 20, 2018 12:03 PM  
**To:** Charlotte Perrell; [Carl@hartmann.attorney](mailto:Carl@hartmann.attorney)  
**Cc:** Gregory Hodges; [kim@japinga.com](mailto:kim@japinga.com)  
**Subject:** RE: Charlotte ?????? Are you there? 11 am AST conf ?

Good morning, Charlotte,

We don't need to meet tomorrow, as we are filing a motion to compel now. So, no meeting tomorrow.

Thanks, Kim

**From:** Charlotte Perrell <[Cperrell@dtflaw.com](mailto:Cperrell@dtflaw.com)>  
**Sent:** Thursday, December 20, 2018 10:33 AM  
**To:** [Carl@hartmann.attorney](mailto:Carl@hartmann.attorney)  
**Cc:** Gregory Hodges <[Ghodges@dtflaw.com](mailto:Ghodges@dtflaw.com)>; Japinga, Kim <[kim@japinga.com](mailto:kim@japinga.com)>  
**Subject:** Re: Charlotte ?????? Are you there? 11 am AST conf ?

Carl and Kim,

I am in a meeting and I had this down for tomorrow-Friday at 11 AST. My apologies if I had the wrong day. I am a bit tied up today but can still make the time tomorrow.

Charlotte

Sent from my iPhone

On Dec 20, 2018, at 11:19 AM, Carl Hartmann <[carl@carlhartmann.com](mailto:carl@carlhartmann.com)> wrote:

We called into DTF and they could not locate you.

Are you available?

Carl

**CARL J. HARTMANN III**  
WEBSITE : [WWW.HARTMANN.ATTORNEY](http://WWW.HARTMANN.ATTORNEY)  
EMAIL: [CARL@HARTMANN.ATTORNEY](mailto:CARL@HARTMANN.ATTORNEY)  
ALL FAXES: (202) 403-3750  
D.C. TELEPHONE: (202) 518-2970  
USVI TELEPHONE: (340) 642-4422

*Hamed v. Yusuf, SX-12-CV-370*

*Yusuf's Opposition to Hamed's Motion to Compel as to Hamed Claim – H-150 and 160 –  
United Shopping Center's Gross Receipt Taxes and Y-5 – Reimburse United for Gross Receipt  
Taxes*

Page 9

IN THE SUPERIOR COURT OF THE VIRGIN ISLANDS  
DIVISION OF ST. CROIX

**WALEED HAMED**, as Executor of the )  
Estate of MOHAMMAD HAMED, )  
)  
Plaintiff/Counterclaim Defendant, )

v. )

**FATHI YUSUF and UNITED CORPORATION**, )  
)  
Defendants/Counterclaimants, )

v. )

**WALEED HAMED, WAHEED HAMED,** )  
**MUFEED HAMED, HISHAM HAMED,** and )  
**PLESSEN ENTERPRISES, INC.,** )  
)  
Additional Counterclaim Defendants. )

**CIVIL NO. SX-12-CV-370**

**ACTION FOR INJUNCTIVE  
RELIEF, DECLARATORY  
JUDGMENT, AND  
PARTNERSHIP DISSOLUTION,  
WIND UP, AND ACCOUNTING**

**Consolidated With**

**WALEED HAMED**, as Executor of the )  
Estate of MOHAMMAD HAMED, )  
)  
Plaintiff, )

v. )

**UNITED CORPORATION**, )  
)  
Defendant. )

**CIVIL NO. SX-14-CV-287**

**ACTION FOR DAMAGES AND  
DECLARATORY JUDGMENT**

**WALEED HAMED**, as Executor of the )  
Estate of MOHAMMAD HAMED, )  
)  
Plaintiff, )

v. )

**FATHI YUSUF**, )  
)  
Defendant. )

**CIVIL NO. SX-14-CV-278**

**ACTION FOR DEBT AND  
CONVERSION**

|   |   |                               |
|---|---|-------------------------------|
| <b>FATHI YUSUF and</b>                            | ) |                               |
| <b>UNITED CORPORATION,</b>                        | ) |                               |
|   | ) |                               |
|   | ) | <b>CIVIL NO. ST-17-CV-384</b> |
| Plaintiffs,                                       | ) |                               |
|   | ) |                               |
| v.  | ) | <b>ACTION TO SET ASIDE</b>    |
|   | ) | <b>FRAUDULENT TRANSFERS</b>   |
|   | ) |                               |
| <b>THE ESTATE OF MOHAMMAD HAMED,</b>              | ) |                               |
| <b>WALEED HAMED,</b> as Executor of the Estate of | ) |                               |
| Mohammad Hamed, and <b>THE MOHAMMAD A.</b>        | ) |                               |
| <b>HAMED LIVING TRUST,</b>                        | ) |                               |
|   | ) |                               |
| Defendants.                                       | ) |                               |
| <hr/>   |   |                               |
| <b>KAC357, INC.,</b> a USVI Corporation,          | ) |                               |
|   | ) |                               |
| Plaintiff,  | ) | <b>CASE NO.: SX-18-CV-219</b> |
|   | ) |                               |
| v.  | ) | <b>ACTION FOR DEBT AND</b>    |
|   | ) | <b>UNJUST ENRICHMENT</b>      |
|   | ) |                               |
| <b>FATHI YUSUF,</b> a partner, and                | ) |                               |
| <b>THE HAMED-YUSUF PARTNERSHIP</b>                | ) |                               |
| a/k/a <b>THE PLAZA EXTRA SUPERMARKET</b>          | ) |                               |
| <b>PARTNERSHIP,</b>                               | ) |                               |
|   | ) |                               |
| Defendants.                                       | ) |                               |
| <hr/>   |   |                               |

**YUSUF’S OPPOSITION TO HAMED’S MOTION TO COMPEL  
 AS TO HAMED CLAIM – H-165 REGARDING \$176,267.97 IN UNCLEAR  
 ACCOUNTING ENTRIES**

Defendant/counterclaimant Fathi Yusuf (“Yusuf”), through his undersigned counsel, respectfully submits this Opposition to Hamed’s Motion to Compel as to Hamed Claim – H-165 Regarding \$176,267.97 in Unclear Accounting Entries as follows:

**I. Hamed Claim H-165 for \$176,267.97 Represents Partnership Liabilities from the Partnership Financial Statements.**

The \$176,267.97, which is the subject of Hamed Claim H-165 and this motion as to Interrogatory No. 27 and RTP 35 is a number that was listed on the Partnership Financial Statements as “Partnership Liabilities” prepared by John Gaffney and provided to both partners. *See Exhibit A* – January 31, 2017 Email from John Gaffney providing supporting documentation including Partnership Financial Statements to parties in support of the Twelfth Bi-Monthly Report, **Exhibit B** – Partnership Financial Statement reflecting the \$176,267.97 in September 31, 2016 attached to the January 31, 2017 email and **Exhibit C** – Partnership General Ledger, also attached to the January 31, 2017 email.<sup>1</sup> When Yusuf filed his initial Accounting Claims and Proposed Distribution Plan on September 30, 2016, he listed a number of debts and potential liabilities of the Partnership that would need to be held in reserve or paid before any distribution of the remaining Partnership assets could be made. The \$176,267.97 was listed in Yusuf's initial Accounting Claims and Proposed Distribution. *See Exhibit E* – Yusuf Original Accounting Claims excerpts, p. 6 and Chart attached as Exhibit A thereto. Said number was taken directly from the Partnership's Financial Statement as of the end of September, 2016. To be clear, the \$176,267.97 in Current Liabilities it is not a claim that Yusuf is making—rather, it is a fact as to what was showing as Current Liabilities on the Partnership Financial Statement at the time.

---

<sup>1</sup> Not only was Hamed in possession of these documents and the supporting information that accompanied these documents, on February 13, 2017, Hamed filed an Objection to the Twelfth Bi-Monthly Report, demonstrating that Hamed had been in possession of the information relating to this value and thus, this motion to compel is not warranted. *See Exhibit D* – Hamed Objection to Twelfth Bi-Monthly Report.

When the parties were required to update their Accounting Claims, Yusuf filed his Amended Accounting Claims and Proposed Distribution Plan on October 30, 2017. *See Exhibit F* – Yusuf's Amended Claims excerpts, p. 7-8 and Chart attached as Exhibit A-1 thereto. Yusuf again noted the then current value of the Current Liabilities for the Partnership, updated as per the latest financial information on the Partnership Financial Statements provided to both parties by the Partnership Accountant. Yusuf also noted that the value of the Partnership Liabilities included a possible \$30,000.00 for John Gaffney as the Partnership Accountant, which Yusuf had identified elsewhere in his Amended Claim and, therefore, noted that the various Current Liabilities had been reduced over time (as would be expected) and therefore, the amount remaining was only \$39,273.51.

## **II. Yusuf's Discovery Responses Were Proper.**

In responding to discovery, Yusuf pointed out all of the above and explained that Yusuf was not the proper individual to respond to the inquiry but that he was relying upon John Gaffney, who prepared the Partnership Financial Statements and financial information supporting the various Bi-Monthly Reports to explain the details of the \$176,267.97 and the subsequent reductions. Yusuf then provided the information he had available and where the information could be found. *See Exhibit G* – Yusuf's Initial Responses. Yusuf maintains that those responses and objections were proper.

Further, Hamed attempts to create the narrative that Yusuf ignored a Rule 37 letter or agreed to provide documents and then in support of this false narrative references a number of letters submitted by Hamed as Exhibits 3 through 8 to his Motion. However, Yusuf shows that this is incorrect and disingenuous. There is absolutely nothing anywhere in Hamed's Exhibits 4,

5, 6, 7 or 8 that even reference Interrogatory No. 27 or RTP 35 or some deficiency by Yusuf. The only reference is made is Exhibit 3 and notes a deficiency that appears completely unrelated and as it references Judge Ross' ruling as to claims H-41 through H-141– not the subject of the alleged unclear \$176,267.97 in alleged unclear accounting entries. After misleadingly referencing Exhibits 3 through 8 in an effort to improperly demonstrate repeated attempts by Hamed to secure information, Hamed then states, “the parties had some passing conversations but nothing was documented in writing.” If nothing was documented in writing – why does Hamed reference and attach five exhibits that have nothing to do with the discovery at issue? Rather, the first substantive time that there was any issue raised as to any alleged deficiency as to Interrogatory No. 27 and RTP 35 was on October 3, 2019. Hamed had failed to submit his Rule 37 letter within sufficient time to provide Yusuf with 14 days to respond under the rules but requested a truncated time to review and discuss. Although under no obligation to do so, Yusuf obliged so as to keep the scheduling order that the parties had submitted to the Master for filing motions to compel by October 15, 2019. During the call, Yusuf advised that this information was better suited for Gaffney to respond. Given the compressed time, Hamed advised that he will simply proceed to file his motion and we could work together if supplementation occurred thereafter. Again, both counsel were attempting to cooperate with each other and yet, adhere to the deadlines of the proposed scheduling order to file motions to compel. Nonetheless, Yusuf shows that there has been no lingering attempt to ignore any specific deficiency or unilateral attempt to avoid response.<sup>2</sup>

---

<sup>2</sup> Hamed continues to assert that counsel for Yusuf's inadvertent mis-calendaring of a conference call reflects some type of deliberate attempt to ignore or evade communication with counsel for Hamed. As explained previously, Counsel for Yusuf mistakenly mis-calendared the call for the following day (a Friday, which had been the parties standing time for weekly meetings regarding open issues in this case) and upon learning of the mistake immediately attempted to contact counsel

Further, Hamed had possession of the information and if he needed further clarification, Hamed should have sought the information directly from Gaffney – a process which Hamed otherwise has pursued and has been working.

**III. Although Objections and Prior Responses Were Proper, Supplemental Responses Provided.**

Although Yusuf maintains that his prior responses and objections were proper, nonetheless, in an effort to bring this matter to a close, Yusuf has inquired further of John Gaffney to explain the number and detail that comprises it. *See Exhibit H* – Supplemental Responses to Interrogatory No. 27 and RTP 35 with attachments. The attachments include:

1. Partnership Financial Statement from 2016, 2017, 2018 and June 2019, (already in Hamed's possession).
2. January 31, 2017 Email from Gaffney with Partnership Financial Statement and Partnership General Ledger (already in Hamed's possession).
3. Partnership Accounts Payable General Ledger as to Current Liabilities updated (earlier version already in Hamed's possession – *See Exhibit C*).
4. Printout of specific charges with explanations from John Gaffney. The substance of information was provided to Hamed when the various Bi-Monthly Reports and supporting documentation was provided. As noted, Hamed previously objected, *inter alia*, to payments to Fathi Yusuf for example in his role as Liquidating Partner.

---

for Hamed and reschedule for the following day to which Counsel for Hamed refused. *See Exhibit I* – Email communication on December 20, 2018 at 10:33 a.m. from Counsel for Yusuf to Counsel for Hamed.



In its essence, the account is a list of liabilities that the Partnership owes and is anticipated to owe and then pays. The value fluctuates as liabilities are incurred and payments made. As explained before, many of the payments reflect potential tax liabilities, salaries paid to Yusuf as Liquidating Partner and to John Gaffney as the Partnership Accountant. Gaffney was in communication with Judge Ross as to when those salaries should end and same was reflected in the account. Over time, the amount has diminished as payments were made as to those liabilities. At present, the potential liabilities account is down to \$4,150.95, excluding the potential reserve of \$30,000 possible payment to Gaffney. *See Exhibit H* – Supplemental Response, June 2019 Partnership Financial Statement.

In the event, that additional information regarding these values is necessary, Yusuf shows that he is unable to provide the information beyond simply parroting what John Gaffney may explain. John Gaffney is aware of the information as it is the result of his work as the Partnership Accountant. To the extent that Hamed has further inquiries relating to this value, Hamed should depose Mr. Gaffney and should be required to pay for his time to do so. Yusuf is not seeking to claim this amount and rather, Yusuf was just indicating that whatever contingent liabilities existed for the Partnership at the time that distribution of Partnership assets is made, then those liabilities must be paid first – a basic tenant of the dissolution process. Hamed has engaged in a process, which seeks information directly from John Gaffney relating to his accounting for the Partnership. If Hamed seeks further clarification for that issue, then Hamed can undertake the process of submitting it to Gaffney for response.

## CONCLUSION

Yusuf's Responses to Interrogatory 27 and RTP 35 were proper objections and responses. Hamed has been in possession of the information, which supports the valuation, provided directly by the Partnership Accountant and to the extent that Hamed seeks even further clarification from Gaffney, Hamed may depose him for that information at his expense. On these grounds, Yusuf respectfully requests that Hamed's Motion be denied.

Respectfully submitted,

### DUDLEY NEWMAN FEUERZEIG LLP

**DATED:** November 4, 2019

By: /s/Charlotte K. Perrell  
**GREGORY H. HODGES** (V.I. Bar No. 174)  
**CHARLOTTE K. PERRELL** (V.I. Bar No. 1281)  
P.O. Box 756  
St. Thomas, VI 00804-0756  
The Tunick Building – Suite 101  
1336 Beltjen Road  
St. Thomas, VI 00802  
Telephone: (340) 715-7750  
Facsimile: (340) 715-4400  
E-Mail: [ghodges@dnfvi.com](mailto:ghodges@dnfvi.com)  
[cperrell@dnfvi.com](mailto:cperrell@dnfvi.com)

Attorneys for Fathi Yusuf and United Corporation

**CERTIFICATE OF SERVICE**

I hereby certify that on this 4<sup>th</sup> day of November, 2019, I caused the foregoing **YUSUF'S OPPOSITION TO HAMED'S MOTION TO COMPEL AS TO HAMED CLAIM – H-165 REGARDING \$176,267.97 IN UNCLEAR ACCOUNTING ENTRIES**, which complies with the page and word limitations of Rule 6-1(e), to be served upon the following via the Case Anywhere docketing system:

Joel H. Holt, Esq.  
**LAW OFFICES OF JOEL H. HOLT**  
Quinn House - Suite 2  
2132 Company Street  
Christiansted, St. Croix  
U.S. Virgin Islands 00820

E-Mail: [holtvi.plaza@gmail.com](mailto:holtvi.plaza@gmail.com)

Mark W. Eckard, Esq.  
**ECKARD, P.C.**  
P.O. Box 24849  
Christiansted, St. Croix  
U.S. Virgin Islands 00824

E-Mail: [mark@markeckard.com](mailto:mark@markeckard.com)

The Honorable Edgar D. Ross  
E-Mail: [edgarrossjudge@hotmail.com](mailto:edgarrossjudge@hotmail.com)

Carl J. Hartmann, III, Esq.  
5000 Estate Coakley Bay – Unit L-6  
Christiansted, St. Croix  
U.S. Virgin Islands 00820

E-Mail: [carl@carlhartmann.com](mailto:carl@carlhartmann.com)

Jeffrey B.C. Moorhead, Esq.  
**JEFFREY B.C. MOORHEAD, P.C.**  
C.R.T. Brow Building – Suite 3  
1132 King Street  
Christiansted, St. Croix  
U.S. Virgin Islands 00820

E-Mail: [jeffreymlaw@yahoo.com](mailto:jeffreymlaw@yahoo.com)

and via U.S. Mail to:

The Honorable Edgar D. Ross  
Master  
P.O. Box 5119  
Kingshill, St. Croix  
U.S. Virgin Islands 00851

Alice Kuo  
5000 Estate Southgate  
Christiansted, St. Croix  
U.S. Virgin Islands 00820

/s/Charlotte K. Perrell

## **INDEX OF EXHIBITS**

- Exhibit A** – January 31, 2017 Email from John Gaffney providing supporting documentation including Partnership Financial Statements to parties in support of the Twelfth Bi-Monthly Report
- Exhibit B** – Partnership Financial Statement reflecting the \$176,267.97 in September 31, 2016 attached to January 31, 2017 Email from Gaffney
- Exhibit C** – Partnership General Ledger attached to January 31, 2017 Email from Gaffney
- Exhibit D** – Hamed Objection to Twelfth Bi-Monthly Report
- Exhibit E** – Yusuf Original Accounting Claims excerpts, p.6 and Chart attached as Exhibit thereto
- Exhibit F** – Yusuf’s Amended Claims excerpts, p. 7-8 and Chart attached as Exhibit A-1 thereto
- Exhibit G** – Yusuf’s Initial Responses to Interrogatory No. 27 and RTP 35
- Exhibit H** – Supplemental Responses to Interrogatory No. 27 and RTP 35 with attachments
- Exhibit I** – Email communication on December 20, 2018 at 10:33 a.m. from Counsel for Yusuf to Counsel for Hamed

# Exhibit A

## Charlotte Perrell

---

**From:** John Gaffney <johngaffney@tampabay.rr.com>  
**Sent:** Tuesday, January 31, 2017 4:45 PM  
**To:** Edgar Ross  
**Cc:** fathiyusuf@yahoo.com; George H.T. Dudley; Gregory H. Hodges; 'Joel Holt'; 'Carl Hartmann'  
**Subject:** 12th Bi-Monthly Report  
**Attachments:** 2016-12 00 Plaza Liquidation Budget.pdf; 2016-12 00 Plaza Liquidation Actual.pdf; 2016-12 00 Plaza Actual P&L.pdf; 2016-12 01 Plaza Pship Fin Statements.pdf; 2016-12 02 Plaza Pship Cash Recons.pdf; 2016-12 03 Plaza Pship Cash Register.pdf; 2016-12 04 Plaza Pship AP Aging.pdf; 2016-12 05 Plaza Pship GL's.pdf; 2016-12 06 BPPR Securities Summary.pdf

Dear Judge Ross,

Attached are the files supporting the 12<sup>th</sup> bi-monthly report. Financials are presented for the period ended 12/31/16.

Regards,

John Gaffney  
(305)332-7094

# Exhibit B

Plaza Extra Partnership  
Balance Sheets

| As of:                                 | 01/31/16               | 02/29/16               | 03/31/16               | 04/30/16               | 05/31/16               | 06/30/16               | 07/31/16               | 08/31/16               | 09/30/16               | 10/31/16               | 11/30/16               | 12/31/16               |      |
|--|------------------------|------------------------|------------------------|------------------------|------------------------|------------------------|------------------------|------------------------|------------------------|------------------------|------------------------|------------------------|------|
| <b>ASSETS</b>                          |                        |                        |                        |                        |                        |                        |                        |                        |                        |                        |                        |                        |      |
| <b>Current Assets</b>                  |                        |                        |                        |                        |                        |                        |                        |                        |                        |                        |                        |                        |      |
| 10300 Cash in Bank - Operating         | (\$ 15,145.11)         | (\$ 15,145.11)         | (\$ 12,440.32)         | (\$ 12,440.32)         | (\$ 12,440.32)         | (\$ 12,440.32)         | (\$ 12,440.32)         | (\$ 12,440.32)         | (\$ 12,440.32)         | (\$ 12,440.32)         | (\$ 12,440.32)         | (\$ 12,440.32)         | 0.00 |
| 10350 Cash in Bank - Payroll           | (625.79)               | (625.79)               | (625.79)               | (625.79)               | (625.79)               | (625.79)               | (625.79)               | (625.79)               | (625.79)               | (625.79)               | (625.79)               | (625.79)               | 0.00 |
| 10600 Cash - Bank Claims 9091          | 1,562,603.20           | 1,559,619.87           | 1,467,480.75           | 831,428.21             | 838,489.42             | 718,450.97             | 718,450.97             | 581,040.51             | 581,106.23             | 517,482.54             | 485,285.04             | 454,162.15             |      |
| 10700 Cash - Bank Liquid 9075          | 125,585.24             | 125,565.24             | 125,545.24             | 125,525.24             | 125,505.24             | 125,485.24             | 125,465.24             | 125,445.24             | 125,425.24             | 125,405.24             | 125,385.24             | 125,365.24             |      |
| 14600 Due from (to) Hamed              | 524.67                 | 0.00                   | 0.00                   | 0.00                   | 0.00                   | 0.00                   | 0.00                   | 0.00                   | 0.00                   | 0.00                   | 0.00                   | 0.00                   |      |
| 15100 Marketable Securities - BPPR     | 8,027,354.43           | 8,044,180.41           | 8,218,319.85           | 8,261,088.99           | 8,272,725.45           | 8,343,036.76           | 8,451,995.35           | 8,468,668.59           | 8,468,462.07           | 8,363,271.11           | 8,291,871.90           | 8,369,401.67           |      |
| 15150 Unrealized (Gain) Loss-BPPR      | 138,768.48             | 132,512.97             | (16,538.26)            | (71,617.54)            | (72,331.63)            | (100,378.74)           | (213,275.14)           | (204,919.69)           | (188,532.69)           | (92,049.70)            | (22,973.74)            | (57,590.78)            |      |
| <b>Total Current Assets</b>            | <b>9,839,065.12</b>    | <b>9,846,107.59</b>    | <b>9,781,741.47</b>    | <b>9,133,358.79</b>    | <b>9,151,322.37</b>    | <b>9,073,528.12</b>    | <b>9,069,570.31</b>    | <b>8,957,168.54</b>    | <b>8,973,394.74</b>    | <b>8,901,043.08</b>    | <b>8,866,502.33</b>    | <b>8,891,338.28</b>    |      |
| <b>Property and Equipment</b>          |                        |                        |                        |                        |                        |                        |                        |                        |                        |                        |                        |                        |      |
| <b>Total Property and Equipment</b>    | <b>0.00</b>            | <b>0.00</b>            | <b>0.00</b>            | <b>0.00</b>            | <b>0.00</b>            | <b>0.00</b>            | <b>0.00</b>            | <b>0.00</b>            | <b>0.00</b>            | <b>0.00</b>            | <b>0.00</b>            | <b>0.00</b>            |      |
| <b>Other Assets</b>                    |                        |                        |                        |                        |                        |                        |                        |                        |                        |                        |                        |                        |      |
| <b>Total Other Assets</b>              | <b>0.00</b>            | <b>0.00</b>            | <b>0.00</b>            | <b>0.00</b>            | <b>0.00</b>            | <b>0.00</b>            | <b>0.00</b>            | <b>0.00</b>            | <b>0.00</b>            | <b>0.00</b>            | <b>0.00</b>            | <b>0.00</b>            |      |
| <b>Total Assets</b>                    | <b>\$ 9,839,065.12</b> | <b>\$ 9,846,107.59</b> | <b>\$ 9,781,741.47</b> | <b>\$ 9,133,358.79</b> | <b>\$ 9,151,322.37</b> | <b>\$ 9,073,528.12</b> | <b>\$ 9,069,570.31</b> | <b>\$ 8,957,168.54</b> | <b>\$ 8,973,394.74</b> | <b>\$ 8,901,043.08</b> | <b>\$ 8,866,502.33</b> | <b>\$ 8,891,338.28</b> |      |
| <b>LIABILITIES AND CAPITAL</b>         |                        |                        |                        |                        |                        |                        |                        |                        |                        |                        |                        |                        |      |
| <b>Current Liabilities</b>             |                        |                        |                        |                        |                        |                        |                        |                        |                        |                        |                        |                        |      |
| 20000 Accounts Payable - Trade         | \$ 50,166.00           | \$ 91,083.00           | \$ 71,519.08           | \$ 113,157.89          | \$ 144,062.89          | \$ 115,369.35          | \$ 208,719.15          | \$ 146,267.97          | \$ 174,628.49          | \$ 143,943.70          | \$ 138,440.74          | \$ 137,114.78          |      |
| 23000 Accrued Expenses                 | 30,000.00              | 30,000.00              | 30,000.00              | 30,000.00              | 30,000.00              | 30,000.00              | 30,000.00              | 30,000.00              | 30,000.00              | 30,000.00              | 30,000.00              | 30,000.00              |      |
| <b>Total Current Liabilities</b>       | <b>80,166.00</b>       | <b>121,083.00</b>      | <b>101,519.08</b>      | <b>143,157.89</b>      | <b>174,062.89</b>      | <b>145,369.35</b>      | <b>238,719.15</b>      | <b>176,267.97</b>      | <b>204,628.49</b>      | <b>173,943.70</b>      | <b>168,440.74</b>      | <b>167,114.78</b>      |      |
| <b>Long-Term Liabilities</b>           |                        |                        |                        |                        |                        |                        |                        |                        |                        |                        |                        |                        |      |
| <b>Total Long-Term Liabilities</b>     | <b>0.00</b>            | <b>0.00</b>            | <b>0.00</b>            | <b>0.00</b>            | <b>0.00</b>            | <b>0.00</b>            | <b>0.00</b>            | <b>0.00</b>            | <b>0.00</b>            | <b>0.00</b>            | <b>0.00</b>            | <b>0.00</b>            |      |
| <b>Total Liabilities</b>               | <b>80,166.00</b>       | <b>121,083.00</b>      | <b>101,519.08</b>      | <b>143,157.89</b>      | <b>174,062.89</b>      | <b>145,369.35</b>      | <b>238,719.15</b>      | <b>176,267.97</b>      | <b>204,628.49</b>      | <b>173,943.70</b>      | <b>168,440.74</b>      | <b>167,114.78</b>      |      |
| <b>Capital</b>                         |                        |                        |                        |                        |                        |                        |                        |                        |                        |                        |                        |                        |      |
| 33000 Dividend Distrib's (Ptr Draws)   | 0.00                   | 0.00                   | 0.00                   | (563,287.25)           | (563,287.25)           | (563,287.25)           | (563,287.25)           | (563,287.25)           | (563,287.25)           | (563,287.25)           | (563,287.25)           | (563,287.25)           |      |
| 39000 Retained Earnings                | 9,807,484.84           | 9,807,484.84           | 9,807,484.84           | 9,807,484.84           | 9,807,484.84           | 9,807,484.84           | 9,807,484.84           | 9,807,484.84           | 9,807,484.84           | 9,807,484.84           | 9,807,484.84           | 9,807,484.84           |      |
| Net Income                             | (48,585.72)            | (82,460.25)            | (127,262.45)           | (253,996.69)           | (266,938.11)           | (316,038.82)           | (413,346.43)           | (463,297.02)           | (475,431.34)           | (517,098.21)           | (546,136.00)           | (519,974.09)           |      |
| <b>Total Capital</b>                   | <b>9,758,899.12</b>    | <b>9,725,024.59</b>    | <b>9,680,222.39</b>    | <b>8,990,200.90</b>    | <b>8,977,259.48</b>    | <b>8,928,158.77</b>    | <b>8,830,851.16</b>    | <b>8,780,900.57</b>    | <b>8,768,766.25</b>    | <b>8,727,099.38</b>    | <b>8,698,061.59</b>    | <b>8,724,223.50</b>    |      |
| <b>Total Liabilities &amp; Capital</b> | <b>\$ 9,839,065.12</b> | <b>\$ 9,846,107.59</b> | <b>\$ 9,781,741.47</b> | <b>\$ 9,133,358.79</b> | <b>\$ 9,151,322.37</b> | <b>\$ 9,073,528.12</b> | <b>\$ 9,069,570.31</b> | <b>\$ 8,957,168.54</b> | <b>\$ 8,973,394.74</b> | <b>\$ 8,901,043.08</b> | <b>\$ 8,866,502.33</b> | <b>\$ 8,891,338.28</b> |      |





Plaza Extra Partnership  
Income Statement - 12 Periods

|                               | Month Ended:                        | 01/31/16              | 02/29/16           | 03/31/16           | 04/30/16            | 05/31/16           | 06/30/16           | 07/31/16           | 08/31/16           | 09/30/16           | 10/31/16           | 11/30/16           | 12/31/16           | 2016<br>YTD Total      |
|-------------------------------|-------------------------------------|-----------------------|--------------------|--------------------|---------------------|--------------------|--------------------|--------------------|--------------------|--------------------|--------------------|--------------------|--------------------|------------------------|
| <b>Revenues</b>               |                                     |                       |                    |                    |                     |                    |                    |                    |                    |                    |                    |                    |                    |                        |
| 47000                         | Revenue - Miscellaneous Sales       | \$ 0.00               | 0.00               | 0.00               | (50.00)             | 0.00               | 0.00               | 0.00               | 0.00               | 0.00               | 0.00               | 0.00               | 0.00               | (\$ 50.00)             |
| 48000                         | Revenue - Sales Discounts           | 0.00                  | (3,640.00)         | 0.00               | 0.00                | 0.00               | 0.00               | 0.00               | (40.00)            | 0.00               | 0.00               | 0.00               | 0.00               | (3,680.00)             |
|                               | <b>Total Revenues</b>               | <b>0.00</b>           | <b>(3,640.00)</b>  | <b>0.00</b>        | <b>(50.00)</b>      | <b>0.00</b>        | <b>0.00</b>        | <b>0.00</b>        | <b>(40.00)</b>     | <b>0.00</b>        | <b>0.00</b>        | <b>0.00</b>        | <b>0.00</b>        | <b>(3,730.00)</b>      |
| <b>Cost of Sales</b>          |                                     |                       |                    |                    |                     |                    |                    |                    |                    |                    |                    |                    |                    |                        |
| 50000                         | COS - Purchases                     | (410.00)              | 0.00               | 0.00               | 0.00                | 0.00               | 0.00               | 0.00               | 0.00               | 0.00               | 0.00               | 0.00               | 0.00               | (410.00)               |
| 51000                         | COS - Freight Expense               | 0.00                  | 0.00               | 0.00               | 260.00              | 0.00               | 0.00               | 0.00               | 0.00               | 0.00               | 0.00               | 0.00               | 0.00               | 260.00                 |
| 52200                         | COS - US Customs Expense            | 0.00                  | 2,250.00           | 0.00               | 0.00                | 0.00               | 0.00               | 0.00               | 0.00               | 0.00               | 0.00               | 0.00               | 0.00               | 2,250.00               |
|                               | <b>Total Cost of Sales</b>          | <b>(410.00)</b>       | <b>2,250.00</b>    | <b>0.00</b>        | <b>260.00</b>       | <b>0.00</b>        | <b>0.00</b>        | <b>0.00</b>        | <b>0.00</b>        | <b>0.00</b>        | <b>0.00</b>        | <b>0.00</b>        | <b>0.00</b>        | <b>2,100.00</b>        |
|                               | <b>Gross Profit</b>                 | <b>410.00</b>         | <b>(5,890.00)</b>  | <b>0.00</b>        | <b>(310.00)</b>     | <b>0.00</b>        | <b>0.00</b>        | <b>0.00</b>        | <b>(40.00)</b>     | <b>0.00</b>        | <b>0.00</b>        | <b>0.00</b>        | <b>0.00</b>        | <b>(5,830.00)</b>      |
| <b>Expenses</b>               |                                     |                       |                    |                    |                     |                    |                    |                    |                    |                    |                    |                    |                    |                        |
| 60000                         | Accounting Fees                     | 0.00                  | 0.00               | 0.00               | 0.00                | 0.00               | 0.00               | 0.00               | 1,550.00           | 0.00               | 0.00               | 0.00               | 0.00               | 1,550.00               |
| 60800                         | Bank Charges                        | 20.00                 | 20.00              | 20.00              | 20.00               | 20.00              | 20.00              | 20.00              | 20.00              | 20.00              | 20.00              | 20.00              | 20.00              | 240.00                 |
| 61300                         | Contract Labor Expense              | 0.00                  | 0.00               | 0.00               | 0.00                | 0.00               | 36,200.00          | 0.00               | 0.00               | 0.00               | 3,800.00           | 5,000.00           | 0.00               | 45,000.00              |
| 63000                         | Insurance - Emp Health              | 0.00                  | 0.00               | 0.00               | 0.00                | 0.00               | 0.00               | 0.00               | 397.61             | 0.00               | 0.00               | 0.00               | 0.00               | 397.61                 |
| 63200                         | Insurance - Gen Liability           | 0.40                  | 0.00               | 0.00               | 0.00                | 0.00               | 0.00               | 50,000.00          | 0.00               | 0.00               | 0.00               | 0.00               | 0.00               | 50,000.40              |
| 63600                         | Insurance - Workers' Comp           | 0.00                  | 317.99             | 0.00               | 0.00                | 0.00               | 0.00               | 0.00               | 0.00               | 0.00               | 0.00               | 0.00               | 0.00               | 317.99                 |
| 64500                         | Legal Fees Expense                  | 17,337.00             | 4,071.00           | 27,083.00          | 6,020.00            | 0.00               | 1,240.50           | 11,418.80          | 0.00               | 495.00             | 0.00               | 1,192.50           | 1,437.50           | 70,295.30              |
| 66400                         | Rent Expense - Other                | 733.33                | 733.33             | 1,466.66           | 0.00                | 733.33             | 1,507.01           | 0.00               | 741.40             | 741.40             | 741.40             | 741.40             | 741.40             | 8,880.66               |
| 67400                         | Taxes - Empr FUTA Expense           | 0.00                  | 982.68             | 0.00               | 74,779.10           | (9,935.49)         | 0.00               | 0.00               | 0.00               | 0.00               | 0.00               | 0.00               | 0.00               | 65,826.29              |
| 67500                         | Taxes - Empr VI Unemp               | 0.00                  | 0.00               | 0.00               | 0.00                | 0.00               | 12,547.65          | 0.00               | 38,449.90          | 0.00               | 1,273.38           | (13,519.51)        | 0.00               | 38,751.42              |
| 68200                         | Travel & Hotels Expense             | 0.00                  | 0.00               | 3,000.00           | 1,000.00            | 1,000.00           | 1,000.00           | 1,000.00           | 500.00             | 500.00             | 500.00             | 0.00               | 0.00               | 8,500.00               |
| 69000                         | Wages - Officer Salaries            | 24,055.00             | 23,698.00          | 29,603.75          | 23,683.00           | 23,683.00          | 28,084.75          | 22,319.00          | 27,898.75          | 22,319.00          | 22,319.00          | 27,898.75          | 22,319.00          | 297,881.00             |
| 69200                         | Wages - Managers                    | 8,774.00              | 8,732.00           | 8,717.00           | 8,612.00            | 8,612.00           | 10,765.00          | 8,612.00           | 5,381.62           | 4,305.12           | 4,305.12           | 5,381.40           | 5,299.03           | 87,496.29              |
|                               | <b>Total Expenses</b>               | <b>50,919.73</b>      | <b>38,555.00</b>   | <b>69,890.41</b>   | <b>114,114.10</b>   | <b>24,112.84</b>   | <b>91,364.91</b>   | <b>93,369.80</b>   | <b>74,939.28</b>   | <b>28,380.52</b>   | <b>32,958.90</b>   | <b>26,714.54</b>   | <b>29,816.93</b>   | <b>675,136.96</b>      |
|                               | <b>Net Operating Income</b>         | <b>(50,509.73)</b>    | <b>(44,445.00)</b> | <b>(69,890.41)</b> | <b>(114,424.10)</b> | <b>(24,112.84)</b> | <b>(91,364.91)</b> | <b>(93,369.80)</b> | <b>(74,979.28)</b> | <b>(28,380.52)</b> | <b>(32,958.90)</b> | <b>(26,714.54)</b> | <b>(29,816.93)</b> | <b>(680,966.96)</b>    |
| <b>Other Income (Expense)</b> |                                     |                       |                    |                    |                     |                    |                    |                    |                    |                    |                    |                    |                    |                        |
| 80000                         | Other Income (Expense)              | 0.00                  | 0.00               | 0.00               | 0.00                | 0.00               | 0.00               | 0.00               | 0.00               | 65.72              | 0.00               | 0.00               | 13,066.11          | 13,131.83              |
| 80100                         | Interest Income - Taxable           | 0.00                  | 0.00               | 0.00               | 0.00                | 249.05             | 0.00               | 0.00               | 0.00               | 0.00               | 0.00               | 0.00               | 0.00               | 249.05                 |
| 80150                         | Interest Income - Nontaxable        | 20,000.00             | 16,250.00          | 7,093.75           | 5,625.00            | 16,250.00          | 23,750.00          | 14,375.00          | 19,343.75          | 7,875.00           | 10,405.56          | 12,312.50          | 24,878.47          | 178,159.03             |
| 80200                         | Dividend Income                     | 1.15                  | 1.16               | 18,397.13          | 1.42                | 1.51               | 23,693.84          | 1.78               | 2.91               | 13,872.20          | 1.15               | 1.52               | 26,332.32          | 82,308.09              |
| 80800                         | Broker & Account Mgt Fees           | (12,774.99)           | 0.00               | 0.00               | (12,959.05)         | 0.00               | 0.00               | (13,297.33)        | 0.00               | 0.00               | (13,540.06)        | 0.00               | 0.00               | (52,571.43)            |
| 81100                         | Proceeds from Securities Sold       | 0.00                  | 0.00               | 248,088.50         | 0.00                | 0.00               | 0.00               | 0.00               | 249,394.50         | 0.00               | 0.00               | 178,335.00         | 142,027.72         | 817,845.72             |
| 81200                         | Cost of Securities Sold             | 0.00                  | 0.00               | (243,377.86)       | 0.00                | 0.00               | 0.00               | 0.00               | (235,642.51)       | 0.00               | 0.00               | (187,510.31)       | (157,636.66)       | (824,167.34)           |
| 81300                         | Basis Adj's Securities Sold         | (5,302.15)            | (5,680.69)         | (5,113.31)         | (4,977.51)          | (5,329.14)         | (5,179.64)         | (5,017.26)         | (8,069.96)         | (5,566.72)         | (5,574.62)         | (5,461.96)         | (5,296.19)         | (66,569.15)            |
| 83100                         | ST Cap Gain Distrib's - BPPR        | 0.00                  | 0.00               | 0.00               | 0.00                | 0.00               | 0.00               | 0.00               | 0.00               | 0.00               | 0.00               | 0.00               | 208.97             | 208.97                 |
| 83200                         | LT Cap Gain Distrib's - BPPR        | 0.00                  | 0.00               | 0.00               | 0.00                | 0.00               | 0.00               | 0.00               | 0.00               | 0.00               | 0.00               | 0.00               | 12,398.10          | 12,398.10              |
|                               | <b>Total Other Income (Expense)</b> | <b>1,924.01</b>       | <b>10,570.47</b>   | <b>25,088.21</b>   | <b>(12,310.14)</b>  | <b>11,171.42</b>   | <b>42,264.20</b>   | <b>(3,937.81)</b>  | <b>25,028.69</b>   | <b>16,246.20</b>   | <b>(8,707.97)</b>  | <b>(2,323.25)</b>  | <b>55,978.84</b>   | <b>160,992.87</b>      |
|                               | <b>Net Income</b>                   | <b>(\$ 48,585.72)</b> | <b>(33,874.53)</b> | <b>(44,802.20)</b> | <b>(126,734.24)</b> | <b>(12,941.42)</b> | <b>(49,100.71)</b> | <b>(97,307.61)</b> | <b>(49,950.59)</b> | <b>(12,134.32)</b> | <b>(41,666.87)</b> | <b>(29,037.79)</b> | <b>26,161.91</b>   | <b>(\$ 519,974.09)</b> |

United Corporation East (Pship)  
Balance Sheets

|                                | As of:                                 | 01/31/16            | 02/29/16            | 03/31/16            | 04/30/16            | 05/31/16            | 06/30/16            | 07/31/16            | 08/31/16            | 09/30/16            | 10/31/16            | 11/30/16            | 12/31/16            |
|--------------------------------|--|---------------------|---------------------|---------------------|---------------------|---------------------|---------------------|---------------------|---------------------|---------------------|---------------------|---------------------|---------------------|
| <b>ASSETS</b>                  |  |                     |                     |                     |                     |                     |                     |                     |                     |                     |                     |                     |                     |
| <b>Current Assets</b>          |  |                     |                     |                     |                     |                     |                     |                     |                     |                     |                     |                     |                     |
| 10300                          | Cash - Bank Op'g 8830                  | (\$ 871.05)         | (\$ 871.05)         | (\$ 871.05)         | (\$ 871.05)         | (\$ 871.05)         | (\$ 871.05)         | (\$ 871.05)         | (\$ 871.05)         | (\$ 871.05)         | (\$ 871.05)         | (\$ 871.05)         | \$ 0.00             |
|                                | <b>Total Current Assets</b>            | <b>(871.05)</b>     | <b>(871.05)</b>     | <b>(871.05)</b>     | <b>(871.05)</b>     | <b>(871.05)</b>     | <b>(871.05)</b>     | <b>(871.05)</b>     | <b>(871.05)</b>     | <b>(871.05)</b>     | <b>(871.05)</b>     | <b>(871.05)</b>     | <b>0.00</b>         |
| <b>Property and Equipment</b>  |  |                     |                     |                     |                     |                     |                     |                     |                     |                     |                     |                     |                     |
|                                | <b>Total Property and Equipment</b>    | <b>0.00</b>         | <b>0.00</b>         | <b>0.00</b>         | <b>0.00</b>         | <b>0.00</b>         | <b>0.00</b>         | <b>0.00</b>         | <b>0.00</b>         | <b>0.00</b>         | <b>0.00</b>         | <b>0.00</b>         | <b>0.00</b>         |
| <b>Other Assets</b>            |  |                     |                     |                     |                     |                     |                     |                     |                     |                     |                     |                     |                     |
|                                | <b>Total Other Assets</b>              | <b>0.00</b>         | <b>0.00</b>         | <b>0.00</b>         | <b>0.00</b>         | <b>0.00</b>         | <b>0.00</b>         | <b>0.00</b>         | <b>0.00</b>         | <b>0.00</b>         | <b>0.00</b>         | <b>0.00</b>         | <b>0.00</b>         |
|                                | <b>Total Assets</b>                    | <b>(\$ 871.05)</b>  | <b>(\$ 871.05)</b>  | <b>(\$ 871.05)</b>  | <b>(\$ 871.05)</b>  | <b>(\$ 871.05)</b>  | <b>(\$ 871.05)</b>  | <b>(\$ 871.05)</b>  | <b>(\$ 871.05)</b>  | <b>(\$ 871.05)</b>  | <b>(\$ 871.05)</b>  | <b>(\$ 871.05)</b>  | <b>\$ 0.00</b>      |
| <b>LIABILITIES AND CAPITAL</b> |  |                     |                     |                     |                     |                     |                     |                     |                     |                     |                     |                     |                     |
| <b>Current Liabilities</b>     |  |                     |                     |                     |                     |                     |                     |                     |                     |                     |                     |                     |                     |
| 20000                          | Accounts Payable - Trade               | \$ 32,829.00        | \$ 66,559.67        | \$ 41,320.75        | \$ 107,137.89       | \$ 140,432.89       | \$ 114,128.85       | \$ 196,059.85       | \$ 147,009.37       | \$ 174,133.49       | \$ 140,353.12       | \$ 108,059.25       | \$ 135,677.28       |
| 23000                          | Accrued Expenses                       | 10,000.00           | 10,000.00           | 10,000.00           | 10,000.00           | 10,000.00           | 10,000.00           | 10,000.00           | 10,000.00           | 10,000.00           | 10,000.00           | 10,000.00           | 10,000.00           |
|                                | <b>Total Current Liabilities</b>       | <b>42,829.00</b>    | <b>76,559.67</b>    | <b>51,320.75</b>    | <b>117,137.89</b>   | <b>150,432.89</b>   | <b>124,128.85</b>   | <b>206,059.85</b>   | <b>157,009.37</b>   | <b>184,133.49</b>   | <b>150,353.12</b>   | <b>118,059.25</b>   | <b>145,677.28</b>   |
| <b>Long-Term Liabilities</b>   |  |                     |                     |                     |                     |                     |                     |                     |                     |                     |                     |                     |                     |
| 28600                          | Pship Claims Reserve Clearing          | 65,294.61           | 65,294.61           | 131,854.28          | 174,421.24          | 174,421.24          | 240,075.03          | 240,075.03          | 361,395.78          | 361,395.78          | 422,300.27          | 449,424.39          | 449,424.39          |
|                                | <b>Total Long-Term Liabilities</b>     | <b>65,294.61</b>    | <b>65,294.61</b>    | <b>131,854.28</b>   | <b>174,421.24</b>   | <b>174,421.24</b>   | <b>240,075.03</b>   | <b>240,075.03</b>   | <b>361,395.78</b>   | <b>361,395.78</b>   | <b>422,300.27</b>   | <b>449,424.39</b>   | <b>449,424.39</b>   |
|                                | <b>Total Liabilities</b>               | <b>108,123.61</b>   | <b>141,854.28</b>   | <b>183,175.03</b>   | <b>291,559.13</b>   | <b>324,854.13</b>   | <b>364,203.88</b>   | <b>446,134.88</b>   | <b>518,405.15</b>   | <b>545,529.27</b>   | <b>572,653.39</b>   | <b>567,483.64</b>   | <b>595,101.67</b>   |
| <b>Capital</b>                 |  |                     |                     |                     |                     |                     |                     |                     |                     |                     |                     |                     |                     |
| 39000                          | Retained Earnings                      | (76,165.66)         | (76,165.66)         | (76,165.66)         | (76,165.66)         | (76,165.66)         | (76,165.66)         | (76,165.66)         | (76,165.66)         | (76,165.66)         | (76,165.66)         | (76,165.66)         | (76,165.66)         |
|                                | Net Income                             | (32,829.00)         | (66,559.67)         | (107,880.42)        | (216,264.52)        | (249,559.52)        | (288,909.27)        | (370,840.27)        | (443,110.54)        | (470,234.66)        | (497,358.78)        | (492,189.03)        | (518,936.01)        |
|                                | <b>Total Capital</b>                   | <b>(108,994.66)</b> | <b>(142,725.33)</b> | <b>(184,046.08)</b> | <b>(292,430.18)</b> | <b>(325,725.18)</b> | <b>(365,074.93)</b> | <b>(447,005.93)</b> | <b>(519,276.20)</b> | <b>(546,400.32)</b> | <b>(573,524.44)</b> | <b>(568,354.69)</b> | <b>(595,101.67)</b> |
|                                | <b>Total Liabilities &amp; Capital</b> | <b>(\$ 871.05)</b>  | <b>(\$ 871.05)</b>  | <b>(\$ 871.05)</b>  | <b>(\$ 871.05)</b>  | <b>(\$ 871.05)</b>  | <b>(\$ 871.05)</b>  | <b>(\$ 871.05)</b>  | <b>(\$ 871.05)</b>  | <b>(\$ 871.05)</b>  | <b>(\$ 871.05)</b>  | <b>(\$ 871.05)</b>  | <b>\$ 0.00</b>      |

United Corporation East (Pship)  
Income Statement - 12 Periods

|                               | Month Ended:                        | 01/31/16              | 02/29/16           | 03/31/16           | 04/30/16            | 05/31/16           | 06/30/16           | 07/31/16           | 08/31/16           | 09/30/16           | 10/31/16           | 11/30/16          | 12/31/16           | 2016<br>YTD Total   |
|-------------------------------|-------------------------------------|-----------------------|--------------------|--------------------|---------------------|--------------------|--------------------|--------------------|--------------------|--------------------|--------------------|-------------------|--------------------|---------------------|
| <b>Revenues</b>               |                                     |                       |                    |                    |                     |                    |                    |                    |                    |                    |                    |                   |                    |                     |
| 47000                         | Revenue - Miscellaneous Sales       | \$ 0.00               | 0.00               | 0.00               | (50.00)             | 0.00               | 0.00               | 0.00               | 0.00               | 0.00               | 0.00               | 0.00              | 0.00               | (50.00)             |
| 48000                         | Revenue - Sales Discounts           | 0.00                  | 0.00               | 0.00               | 0.00                | 0.00               | 0.00               | 0.00               | (40.00)            | 0.00               | 0.00               | 0.00              | 0.00               | (40.00)             |
|                               | <b>Total Revenues</b>               | <b>0.00</b>           | <b>0.00</b>        | <b>0.00</b>        | <b>(50.00)</b>      | <b>0.00</b>        | <b>0.00</b>        | <b>0.00</b>        | <b>(40.00)</b>     | <b>0.00</b>        | <b>0.00</b>        | <b>0.00</b>       | <b>0.00</b>        | <b>(90.00)</b>      |
| <b>Cost of Sales</b>          |                                     |                       |                    |                    |                     |                    |                    |                    |                    |                    |                    |                   |                    |                     |
| 51000                         | COS - Freight Expense               | 0.00                  | 0.00               | 0.00               | 260.00              | 0.00               | 0.00               | 0.00               | 0.00               | 0.00               | 0.00               | 0.00              | 0.00               | 260.00              |
|                               | <b>Total Cost of Sales</b>          | <b>0.00</b>           | <b>0.00</b>        | <b>0.00</b>        | <b>260.00</b>       | <b>0.00</b>        | <b>0.00</b>        | <b>0.00</b>        | <b>0.00</b>        | <b>0.00</b>        | <b>0.00</b>        | <b>0.00</b>       | <b>0.00</b>        | <b>260.00</b>       |
|                               | <b>Gross Profit</b>                 | <b>0.00</b>           | <b>0.00</b>        | <b>0.00</b>        | <b>(310.00)</b>     | <b>0.00</b>        | <b>0.00</b>        | <b>0.00</b>        | <b>(40.00)</b>     | <b>0.00</b>        | <b>0.00</b>        | <b>0.00</b>       | <b>0.00</b>        | <b>(350.00)</b>     |
| <b>Expenses</b>               |                                     |                       |                    |                    |                     |                    |                    |                    |                    |                    |                    |                   |                    |                     |
| 63200                         | Insurance - Gen Liability           | 0.00                  | 0.00               | 0.00               | 0.00                | 0.00               | 0.00               | 50,000.00          | 0.00               | 0.00               | 0.00               | 0.00              | 0.00               | 50,000.00           |
| 63600                         | Insurance - Workers' Comp           | 0.00                  | 317.99             | 0.00               | 0.00                | 0.00               | 0.00               | 0.00               | 0.00               | 0.00               | 0.00               | 0.00              | 0.00               | 317.99              |
| 67400                         | Taxes - Empr FUTA Expense           | 0.00                  | 982.68             | 0.00               | 74,779.10           | 0.00               | 0.00               | 0.00               | 0.00               | 0.00               | 0.00               | 0.00              | 0.00               | 75,761.78           |
| 67500                         | Taxes - Empr VI Unemp               | 0.00                  | 0.00               | 0.00               | 0.00                | 0.00               | (500.00)           | 0.00               | 38,449.90          | 0.00               | 0.00               | (38,449.90)       | 0.00               | (500.00)            |
| 68200                         | Travel & Hotels Expense             | 0.00                  | 0.00               | 3,000.00           | 1,000.00            | 1,000.00           | 1,000.00           | 1,000.00           | 500.00             | 500.00             | 500.00             | 0.00              | 0.00               | 8,500.00            |
| 69000                         | Wages - Officer Salaries            | 24,055.00             | 23,698.00          | 29,603.75          | 23,683.00           | 23,683.00          | 28,084.75          | 22,319.00          | 27,898.75          | 22,319.00          | 22,319.00          | 27,898.75         | 22,319.00          | 297,881.00          |
| 69200                         | Wages - Managers                    | 8,774.00              | 8,732.00           | 8,717.00           | 8,612.00            | 8,612.00           | 10,765.00          | 8,612.00           | 5,381.62           | 4,305.12           | 4,305.12           | 5,381.40          | 5,299.03           | 87,496.29           |
|                               | <b>Total Expenses</b>               | <b>32,829.00</b>      | <b>33,730.67</b>   | <b>41,320.75</b>   | <b>108,074.10</b>   | <b>33,295.00</b>   | <b>39,349.75</b>   | <b>81,931.00</b>   | <b>72,230.27</b>   | <b>27,124.12</b>   | <b>27,124.12</b>   | <b>(5,169.75)</b> | <b>27,618.03</b>   | <b>519,457.06</b>   |
|                               | <b>Net Operating Income</b>         | <b>(32,829.00)</b>    | <b>(33,730.67)</b> | <b>(41,320.75)</b> | <b>(108,384.10)</b> | <b>(33,295.00)</b> | <b>(39,349.75)</b> | <b>(81,931.00)</b> | <b>(72,270.27)</b> | <b>(27,124.12)</b> | <b>(27,124.12)</b> | <b>5,169.75</b>   | <b>(27,618.03)</b> | <b>(519,807.06)</b> |
| <b>Other Income (Expense)</b> |                                     |                       |                    |                    |                     |                    |                    |                    |                    |                    |                    |                   |                    |                     |
|                               | <b>Total Other Income (Expense)</b> | <b>0.00</b>           | <b>0.00</b>        | <b>0.00</b>        | <b>0.00</b>         | <b>0.00</b>        | <b>0.00</b>        | <b>0.00</b>        | <b>0.00</b>        | <b>0.00</b>        | <b>0.00</b>        | <b>0.00</b>       | <b>871.05</b>      | <b>871.05</b>       |
|                               | <b>Net Income</b>                   | <b>(\$ 32,829.00)</b> | <b>(33,730.67)</b> | <b>(41,320.75)</b> | <b>(108,384.10)</b> | <b>(33,295.00)</b> | <b>(39,349.75)</b> | <b>(81,931.00)</b> | <b>(72,270.27)</b> | <b>(27,124.12)</b> | <b>(27,124.12)</b> | <b>5,169.75</b>   | <b>(26,746.98)</b> | <b>(518,936.01)</b> |

United Corporation West (Pship)  
Balance Sheets

|  | As of:                 | 01/31/16               | 02/29/16               | 03/31/16               | 04/30/16               | 05/31/16               | 06/30/16               | 07/31/16               | 08/31/16               | 09/30/16               | 10/31/16               | 11/30/16               | 12/31/16    |           |     |         |    |        |    |          |    |           |    |          |
|--|------------------------|------------------------|------------------------|------------------------|------------------------|------------------------|------------------------|------------------------|------------------------|------------------------|------------------------|------------------------|-------------|-----------|-----|---------|----|--------|----|----------|----|-----------|----|----------|
| <b>ASSETS</b>                          |                        |                        |                        |                        |                        |                        |                        |                        |                        |                        |                        |                        |             |           |     |         |    |        |    |          |    |           |    |          |
| <b>Current Assets</b>                  |                        |                        |                        |                        |                        |                        |                        |                        |                        |                        |                        |                        |             |           |     |         |    |        |    |          |    |           |    |          |
| 10300 Cash - Bank Op'g 6269            | (\$                    | 4,846.12)              | (\$                    | 4,846.12)              | (\$                    | 4,846.12)              | (\$                    | 4,846.12)              | (\$                    | 4,846.12)              | (\$                    | 4,846.12)              | \$          | 0.00      |     |         |    |        |    |          |    |           |    |          |
| 10600 Cash - Bank Claims 9091          | 1,562,603.20           | 1,559,619.87           | 1,467,480.75           | 831,428.21             | 838,489.42             | 718,450.97             | 718,450.97             | 581,040.51             | 581,106.23             | 517,482.54             | 485,285.04             | 454,162.15             |             |           |     |         |    |        |    |          |    |           |    |          |
| 10700 Cash - Bank Liquid 9075          | 125,585.24             | 125,565.24             | 125,545.24             | 125,525.24             | 125,505.24             | 125,485.24             | 125,465.24             | 125,445.24             | 125,425.24             | 125,405.24             | 125,385.24             | 125,365.24             |             |           |     |         |    |        |    |          |    |           |    |          |
| 14600 Due from (to) Hamed              | 524.67                 | 0.00                   | 0.00                   | 0.00                   | 0.00                   | 0.00                   | 0.00                   | 0.00                   | 0.00                   | 0.00                   | 0.00                   | 0.00                   |             |           |     |         |    |        |    |          |    |           |    |          |
| 15100 Marketable Securities - BPPR     | 8,027,354.43           | 8,044,180.41           | 8,218,319.85           | 8,261,088.99           | 8,272,725.45           | 8,343,036.76           | 8,451,995.35           | 8,468,668.59           | 8,468,462.07           | 8,363,271.11           | 8,291,871.90           | 8,369,401.67           |             |           |     |         |    |        |    |          |    |           |    |          |
| 15150 Unrealized (Gain) Loss - BPPR    | 138,768.48             | 132,512.97             | (16,538.26)            | (71,617.54)            | (72,331.63)            | (100,378.74)           | (213,275.14)           | (204,919.69)           | (188,532.69)           | (92,049.70)            | (22,973.74)            | (57,590.78)            |             |           |     |         |    |        |    |          |    |           |    |          |
| <b>Total Current Assets</b>            | <b>9,849,989.90</b>    | <b>9,857,032.37</b>    | <b>9,789,961.46</b>    | <b>9,141,578.78</b>    | <b>9,159,542.36</b>    | <b>9,081,748.11</b>    | <b>9,077,790.30</b>    | <b>8,965,388.53</b>    | <b>8,981,614.73</b>    | <b>8,909,263.07</b>    | <b>8,874,722.32</b>    | <b>8,891,338.28</b>    |             |           |     |         |    |        |    |          |    |           |    |          |
| <b>Property and Equipment</b>          |                        |                        |                        |                        |                        |                        |                        |                        |                        |                        |                        |                        |             |           |     |         |    |        |    |          |    |           |    |          |
| <b>Total Property and Equipment</b>    | <b>0.00</b>            | <b>0.00</b>            | <b>0.00</b>            | <b>0.00</b>            | <b>0.00</b>            | <b>0.00</b>            | <b>0.00</b>            | <b>0.00</b>            | <b>0.00</b>            | <b>0.00</b>            | <b>0.00</b>            | <b>0.00</b>            | <b>0.00</b> |           |     |         |    |        |    |          |    |           |    |          |
| <b>Other Assets</b>                    |                        |                        |                        |                        |                        |                        |                        |                        |                        |                        |                        |                        |             |           |     |         |    |        |    |          |    |           |    |          |
| <b>Total Other Assets</b>              | <b>0.00</b>            | <b>0.00</b>            | <b>0.00</b>            | <b>0.00</b>            | <b>0.00</b>            | <b>0.00</b>            | <b>0.00</b>            | <b>0.00</b>            | <b>0.00</b>            | <b>0.00</b>            | <b>0.00</b>            | <b>0.00</b>            | <b>0.00</b> |           |     |         |    |        |    |          |    |           |    |          |
| <b>Total Assets</b>                    | <b>\$ 9,849,989.90</b> | <b>\$ 9,857,032.37</b> | <b>\$ 9,789,961.46</b> | <b>\$ 9,141,578.78</b> | <b>\$ 9,159,542.36</b> | <b>\$ 9,081,748.11</b> | <b>\$ 9,077,790.30</b> | <b>\$ 8,965,388.53</b> | <b>\$ 8,981,614.73</b> | <b>\$ 8,909,263.07</b> | <b>\$ 8,874,722.32</b> | <b>\$ 8,891,338.28</b> |             |           |     |         |    |        |    |          |    |           |    |          |
| <b>LIABILITIES AND CAPITAL</b>         |                        |                        |                        |                        |                        |                        |                        |                        |                        |                        |                        |                        |             |           |     |         |    |        |    |          |    |           |    |          |
| <b>Current Liabilities</b>             |                        |                        |                        |                        |                        |                        |                        |                        |                        |                        |                        |                        |             |           |     |         |    |        |    |          |    |           |    |          |
| 20000 Accounts Payable - Trade         | \$                     | 17,337.00              | \$                     | 24,523.33              | \$                     | 30,198.33              | \$                     | 6,020.00               | \$                     | 3,630.00               | \$                     | 1,240.50               | \$          | 12,659.30 | (\$ | 741.40) | \$ | 495.00 | \$ | 3,590.58 | \$ | 30,381.49 | \$ | 1,437.50 |
| 23000 Accrued Expenses                 | 10,000.00              | 10,000.00              | 10,000.00              | 10,000.00              | 10,000.00              | 10,000.00              | 10,000.00              | 10,000.00              | 10,000.00              | 10,000.00              | 10,000.00              | 10,000.00              | 10,000.00   |           |     |         |    |        |    |          |    |           |    |          |
| <b>Total Current Liabilities</b>       | <b>27,337.00</b>       | <b>34,523.33</b>       | <b>40,198.33</b>       | <b>16,020.00</b>       | <b>13,630.00</b>       | <b>11,240.50</b>       | <b>22,659.30</b>       | <b>9,258.60</b>        | <b>10,495.00</b>       | <b>13,590.58</b>       | <b>40,381.49</b>       | <b>11,437.50</b>       |             |           |     |         |    |        |    |          |    |           |    |          |
| <b>Long-Term Liabilities</b>           |                        |                        |                        |                        |                        |                        |                        |                        |                        |                        |                        |                        |             |           |     |         |    |        |    |          |    |           |    |          |
| 28600 Pship Claims Reserve Clearing    | (76,196.12)            | (82,086.12)            | (151,350.58)           | (193,917.54)           | (193,917.54)           | (259,571.33)           | (259,571.33)           | (380,892.08)           | (380,892.08)           | (441,796.57)           | (468,920.69)           | (468,920.69)           |             |           |     |         |    |        |    |          |    |           |    |          |
| <b>Total Long-Term Liabilities</b>     | <b>(76,196.12)</b>     | <b>(82,086.12)</b>     | <b>(151,350.58)</b>    | <b>(193,917.54)</b>    | <b>(193,917.54)</b>    | <b>(259,571.33)</b>    | <b>(259,571.33)</b>    | <b>(380,892.08)</b>    | <b>(380,892.08)</b>    | <b>(441,796.57)</b>    | <b>(468,920.69)</b>    | <b>(468,920.69)</b>    |             |           |     |         |    |        |    |          |    |           |    |          |
| <b>Total Liabilities</b>               | <b>(48,859.12)</b>     | <b>(47,562.79)</b>     | <b>(111,152.25)</b>    | <b>(177,897.54)</b>    | <b>(180,287.54)</b>    | <b>(248,330.83)</b>    | <b>(236,912.03)</b>    | <b>(371,633.48)</b>    | <b>(370,397.08)</b>    | <b>(428,205.99)</b>    | <b>(428,539.20)</b>    | <b>(457,483.19)</b>    |             |           |     |         |    |        |    |          |    |           |    |          |
| <b>Capital</b>                         |                        |                        |                        |                        |                        |                        |                        |                        |                        |                        |                        |                        |             |           |     |         |    |        |    |          |    |           |    |          |
| 30000 Common Stock                     | 200,000.00             | 200,000.00             | 200,000.00             | 200,000.00             | 200,000.00             | 200,000.00             | 200,000.00             | 200,000.00             | 200,000.00             | 200,000.00             | 200,000.00             | 200,000.00             |             |           |     |         |    |        |    |          |    |           |    |          |
| 31000 Additional Paid-In Capital       | 12,454,539.26          | 12,454,539.26          | 12,454,539.26          | 12,454,539.26          | 12,454,539.26          | 12,454,539.26          | 12,454,539.26          | 12,454,539.26          | 12,454,539.26          | 12,454,539.26          | 12,454,539.26          | 12,454,539.26          |             |           |     |         |    |        |    |          |    |           |    |          |
| 32000 Less Cost of Treasury Stock      | (400,000.00)           | (400,000.00)           | (400,000.00)           | (400,000.00)           | (400,000.00)           | (400,000.00)           | (400,000.00)           | (400,000.00)           | (400,000.00)           | (400,000.00)           | (400,000.00)           | (400,000.00)           |             |           |     |         |    |        |    |          |    |           |    |          |
| 33000 Dividend Distributions           | 0.00                   | 0.00                   | 0.00                   | (563,287.25)           | (563,287.25)           | (563,287.25)           | (563,287.25)           | (563,287.25)           | (563,287.25)           | (563,287.25)           | (563,287.25)           | (563,287.25)           |             |           |     |         |    |        |    |          |    |           |    |          |
| 39000 Retained Earnings                | (2,339,523.52)         | (2,339,523.52)         | (2,339,523.52)         | (2,339,523.52)         | (2,339,523.52)         | (2,339,523.52)         | (2,339,523.52)         | (2,339,523.52)         | (2,339,523.52)         | (2,339,523.52)         | (2,339,523.52)         | (2,339,523.52)         |             |           |     |         |    |        |    |          |    |           |    |          |
| Net Income                             | (16,166.72)            | (10,420.58)            | (13,902.03)            | (32,252.17)            | (11,898.59)            | (21,649.55)            | (37,026.16)            | (14,706.48)            | 283.32                 | (14,259.43)            | (48,466.97)            | (2,907.02)             |             |           |     |         |    |        |    |          |    |           |    |          |
| <b>Total Capital</b>                   | <b>9,898,849.02</b>    | <b>9,904,595.16</b>    | <b>9,901,113.71</b>    | <b>9,319,476.32</b>    | <b>9,339,829.90</b>    | <b>9,330,078.94</b>    | <b>9,314,702.33</b>    | <b>9,337,022.01</b>    | <b>9,352,011.81</b>    | <b>9,337,469.06</b>    | <b>9,303,261.52</b>    | <b>9,348,821.47</b>    |             |           |     |         |    |        |    |          |    |           |    |          |
| <b>Total Liabilities &amp; Capital</b> | <b>\$ 9,849,989.90</b> | <b>\$ 9,857,032.37</b> | <b>\$ 9,789,961.46</b> | <b>\$ 9,141,578.78</b> | <b>\$ 9,159,542.36</b> | <b>\$ 9,081,748.11</b> | <b>\$ 9,077,790.30</b> | <b>\$ 8,965,388.53</b> | <b>\$ 8,981,614.73</b> | <b>\$ 8,909,263.07</b> | <b>\$ 8,874,722.32</b> | <b>\$ 8,891,338.28</b> |             |           |     |         |    |        |    |          |    |           |    |          |

United Corporation West (Pship)  
Income Statement - 12 Periods

|                                     | Month Ended: | 01/31/16    | 02/29/16   | 03/31/16     | 04/30/16    | 05/31/16   | 06/30/16    | 07/31/16    | 08/31/16     | 09/30/16   | 10/31/16    | 11/30/16     | 12/31/16     | 2016<br>YTD Total |
|-------------------------------------|--------------|-------------|------------|--------------|-------------|------------|-------------|-------------|--------------|------------|-------------|--------------|--------------|-------------------|
| <b>Revenues</b>                     |              |             |            |              |             |            |             |             |              |            |             |              |              |                   |
| Total Revenues                      |              | 0.00        | 0.00       | 0.00         | 0.00        | 0.00       | 0.00        | 0.00        | 0.00         | 0.00       | 0.00        | 0.00         | 0.00         | 0.00              |
| <b>Cost of Sales</b>                |              |             |            |              |             |            |             |             |              |            |             |              |              |                   |
| Total Cost of Sales                 |              | 0.00        | 0.00       | 0.00         | 0.00        | 0.00       | 0.00        | 0.00        | 0.00         | 0.00       | 0.00        | 0.00         | 0.00         | 0.00              |
| Gross Profit                        |              | 0.00        | 0.00       | 0.00         | 0.00        | 0.00       | 0.00        | 0.00        | 0.00         | 0.00       | 0.00        | 0.00         | 0.00         | 0.00              |
| <b>Expenses</b>                     |              |             |            |              |             |            |             |             |              |            |             |              |              |                   |
| 60000 Accounting Fees               |              | 0.00        | 0.00       | 0.00         | 0.00        | 0.00       | 0.00        | 0.00        | 1,550.00     | 0.00       | 0.00        | 0.00         | 0.00         | 1,550.00          |
| 60800 Bank Charges                  |              | 20.00       | 20.00      | 20.00        | 20.00       | 20.00      | 20.00       | 20.00       | 20.00        | 20.00      | 20.00       | 20.00        | 20.00        | 240.00            |
| 61300 Contract Labor Expense        |              | 0.00        | 0.00       | 0.00         | 0.00        | 0.00       | 36,200.00   | 0.00        | 0.00         | 0.00       | 3,800.00    | 5,000.00     | 0.00         | 45,000.00         |
| 63000 Insurance - Emp Health        |              | 0.00        | 0.00       | 0.00         | 0.00        | 0.00       | 0.00        | 0.00        | 397.61       | 0.00       | 0.00        | 0.00         | 0.00         | 397.61            |
| 63200 Insurance - Gen Liability     |              | 0.40        | 0.00       | 0.00         | 0.00        | 0.00       | 0.00        | 0.00        | 0.00         | 0.00       | 0.00        | 0.00         | 0.00         | 0.40              |
| 64500 Legal Fees Expense            |              | 17,337.00   | 4,071.00   | 27,083.00    | 6,020.00    | 0.00       | 1,240.50    | 11,418.80   | 0.00         | 495.00     | 0.00        | 1,192.50     | 1,437.50     | 70,295.30         |
| 66400 Rent Expense - Other          |              | 733.33      | 733.33     | 1,466.66     | 0.00        | 733.33     | 1,507.01    | 0.00        | 741.40       | 741.40     | 741.40      | 741.40       | 741.40       | 8,880.66          |
| 67400 Taxes - Empr FUTA Expense     |              | 0.00        | 0.00       | 0.00         | 0.00        | (9,935.49) | 0.00        | 0.00        | 0.00         | 0.00       | 0.00        | 0.00         | 0.00         | (9,935.49)        |
| 67500 Taxes - Empr VI Unemp         |              | 0.00        | 0.00       | 0.00         | 0.00        | 0.00       | 13,047.65   | 0.00        | 0.00         | 0.00       | 1,273.38    | 24,930.39    | 0.00         | 39,251.42         |
| Total Expenses                      |              | 18,090.73   | 4,824.33   | 28,569.66    | 6,040.00    | (9,182.16) | 52,015.16   | 11,438.80   | 2,709.01     | 1,256.40   | 5,834.78    | 31,884.29    | 2,198.90     | 155,679.90        |
| Net Operating Income                |              | (18,090.73) | (4,824.33) | (28,569.66)  | (6,040.00)  | 9,182.16   | (52,015.16) | (11,438.80) | (2,709.01)   | (1,256.40) | (5,834.78)  | (31,884.29)  | (2,198.90)   | (155,679.90)      |
| <b>Other Income (Expense)</b>       |              |             |            |              |             |            |             |             |              |            |             |              |              |                   |
| 80000 Other Income (Expense)        |              | 0.00        | 0.00       | 0.00         | 0.00        | 0.00       | 0.00        | 0.00        | 0.00         | 65.72      | 0.00        | 0.00         | 4,846.12     | 4,911.84          |
| 80100 Interest Income - Taxable     |              | 0.00        | 0.00       | 0.00         | 0.00        | 249.05     | 0.00        | 0.00        | 0.00         | 0.00       | 0.00        | 0.00         | 0.00         | 249.05            |
| 80150 Interest Income - Nontaxable  |              | 20,000.00   | 16,250.00  | 7,093.75     | 5,625.00    | 16,250.00  | 23,750.00   | 14,375.00   | 19,343.75    | 7,875.00   | 10,405.56   | 12,312.50    | 24,878.47    | 178,159.03        |
| 80200 Dividend Income               |              | 1.15        | 1.16       | 18,397.13    | 1.42        | 1.51       | 23,693.84   | 1.78        | 2.91         | 13,872.20  | 1.15        | 1.52         | 26,332.32    | 82,308.09         |
| 80800 Broker & Account Mgt Fees     |              | (12,774.99) | 0.00       | 0.00         | (12,959.05) | 0.00       | 0.00        | (13,297.33) | 0.00         | 0.00       | (13,540.06) | 0.00         | 0.00         | (52,571.43)       |
| 81100 Proceeds from Securities Sold |              | 0.00        | 0.00       | 248,088.50   | 0.00        | 0.00       | 0.00        | 0.00        | 249,394.50   | 0.00       | 0.00        | 178,335.00   | 142,027.72   | 817,845.72        |
| 81200 Cost of Securities Sold       |              | 0.00        | 0.00       | (243,377.86) | 0.00        | 0.00       | 0.00        | 0.00        | (235,642.51) | 0.00       | 0.00        | (187,510.31) | (157,636.66) | (824,167.34)      |
| 81300 Basis Adj's Securities Sold   |              | (5,302.15)  | (5,680.69) | (5,113.31)   | (4,977.51)  | (5,329.14) | (5,179.64)  | (5,017.26)  | (8,069.96)   | (5,566.72) | (5,574.62)  | (5,461.96)   | (5,296.19)   | (66,569.15)       |
| 83100 ST Cap Gain Distrib's - BPPR  |              | 0.00        | 0.00       | 0.00         | 0.00        | 0.00       | 0.00        | 0.00        | 0.00         | 0.00       | 0.00        | 0.00         | 208.97       | 208.97            |
| 83200 LT Cap Gain Distrib's - BPPR  |              | 0.00        | 0.00       | 0.00         | 0.00        | 0.00       | 0.00        | 0.00        | 0.00         | 0.00       | 0.00        | 0.00         | 12,398.10    | 12,398.10         |
| Total Other Income (Expense)        |              | 1,924.01    | 10,570.47  | 25,088.21    | (12,310.14) | 11,171.42  | 42,264.20   | (3,937.81)  | 25,028.69    | 16,246.20  | (8,707.97)  | (34,207.54)  | 47,758.85    | 152,772.88        |
| Net Income                          |              | (16,166.72) | 5,746.14   | (3,481.45)   | (18,350.14) | 20,353.58  | (9,750.96)  | (15,376.61) | 22,319.68    | 14,989.80  | (14,542.75) | (2,323.25)   | 45,559.95    | (2,907.02)        |

United Corporation STT (Pship)  
Balance Sheets

|                                | As of:                                 | 01/31/16              | 02/29/16              | 03/31/16             | 04/30/16             | 05/31/16             | 06/30/16             | 07/31/16             | 08/31/16             | 09/30/16             | 10/31/16             | 11/30/16             | 12/31/16           |
|--------------------------------|--|-----------------------|-----------------------|----------------------|----------------------|----------------------|----------------------|----------------------|----------------------|----------------------|----------------------|----------------------|--------------------|
| <b>ASSETS</b>                  |  |                       |                       |                      |                      |                      |                      |                      |                      |                      |                      |                      |                    |
| <b>Current Assets</b>          |  |                       |                       |                      |                      |                      |                      |                      |                      |                      |                      |                      |                    |
| 10300                          | Cash - Bank Op'g 2010                  | (\$ 9,427.94)         | (\$ 9,427.94)         | (\$ 6,723.15)        | (\$ 6,723.15)        | (\$ 6,723.15)        | (\$ 6,723.15)        | (\$ 6,723.15)        | (\$ 6,723.15)        | (\$ 6,723.15)        | (\$ 6,723.15)        | (\$ 6,723.15)        | \$ 0.00            |
| 10350                          | Cash - Bank Payroll 0640               | (625.79)              | (625.79)              | (625.79)             | (625.79)             | (625.79)             | (625.79)             | (625.79)             | (625.79)             | (625.79)             | (625.79)             | (625.79)             | 0.00               |
|                                | <b>Total Current Assets</b>            | <b>(10,053.73)</b>    | <b>(10,053.73)</b>    | <b>(7,348.94)</b>    | <b>(7,348.94)</b>    | <b>(7,348.94)</b>    | <b>(7,348.94)</b>    | <b>(7,348.94)</b>    | <b>(7,348.94)</b>    | <b>(7,348.94)</b>    | <b>(7,348.94)</b>    | <b>(7,348.94)</b>    | <b>0.00</b>        |
| <b>Property and Equipment</b>  |  |                       |                       |                      |                      |                      |                      |                      |                      |                      |                      |                      |                    |
|                                | <b>Total Property and Equipment</b>    | <b>0.00</b>           | <b>0.00</b>           | <b>0.00</b>          | <b>0.00</b>          | <b>0.00</b>          | <b>0.00</b>          | <b>0.00</b>          | <b>0.00</b>          | <b>0.00</b>          | <b>0.00</b>          | <b>0.00</b>          | <b>0.00</b>        |
| <b>Other Assets</b>            |  |                       |                       |                      |                      |                      |                      |                      |                      |                      |                      |                      |                    |
|                                | <b>Total Other Assets</b>              | <b>0.00</b>           | <b>0.00</b>           | <b>0.00</b>          | <b>0.00</b>          | <b>0.00</b>          | <b>0.00</b>          | <b>0.00</b>          | <b>0.00</b>          | <b>0.00</b>          | <b>0.00</b>          | <b>0.00</b>          | <b>0.00</b>        |
|                                | <b>Total Assets</b>                    | <b>(\$ 10,053.73)</b> | <b>(\$ 10,053.73)</b> | <b>(\$ 7,348.94)</b> | <b>(\$ 7,348.94)</b> | <b>(\$ 7,348.94)</b> | <b>(\$ 7,348.94)</b> | <b>(\$ 7,348.94)</b> | <b>(\$ 7,348.94)</b> | <b>(\$ 7,348.94)</b> | <b>(\$ 7,348.94)</b> | <b>(\$ 7,348.94)</b> | <b>\$ 0.00</b>     |
| <b>LIABILITIES AND CAPITAL</b> |  |                       |                       |                      |                      |                      |                      |                      |                      |                      |                      |                      |                    |
| <b>Current Liabilities</b>     |  |                       |                       |                      |                      |                      |                      |                      |                      |                      |                      |                      |                    |
| 23000                          | Accrued Expenses                       | \$ 10,000.00          | \$ 10,000.00          | \$ 10,000.00         | \$ 10,000.00         | \$ 10,000.00         | \$ 10,000.00         | \$ 10,000.00         | \$ 10,000.00         | \$ 10,000.00         | \$ 10,000.00         | \$ 10,000.00         | \$ 10,000.00       |
|                                | <b>Total Current Liabilities</b>       | <b>10,000.00</b>      | <b>10,000.00</b>      | <b>10,000.00</b>     | <b>10,000.00</b>     | <b>10,000.00</b>     | <b>10,000.00</b>     | <b>10,000.00</b>     | <b>10,000.00</b>     | <b>10,000.00</b>     | <b>10,000.00</b>     | <b>10,000.00</b>     | <b>10,000.00</b>   |
| <b>Long-Term Liabilities</b>   |  |                       |                       |                      |                      |                      |                      |                      |                      |                      |                      |                      |                    |
| 28600                          | Pship Claims Reserve Clearing          | 10,901.51             | 16,791.51             | 19,496.30            | 19,496.30            | 19,496.30            | 19,496.30            | 19,496.30            | 19,496.30            | 19,496.30            | 19,496.30            | 19,496.30            | 19,496.30          |
|                                | <b>Total Long-Term Liabilities</b>     | <b>10,901.51</b>      | <b>16,791.51</b>      | <b>19,496.30</b>     | <b>19,496.30</b>     | <b>19,496.30</b>     | <b>19,496.30</b>     | <b>19,496.30</b>     | <b>19,496.30</b>     | <b>19,496.30</b>     | <b>19,496.30</b>     | <b>19,496.30</b>     | <b>19,496.30</b>   |
|                                | <b>Total Liabilities</b>               | <b>20,901.51</b>      | <b>26,791.51</b>      | <b>29,496.30</b>     | <b>29,496.30</b>     | <b>29,496.30</b>     | <b>29,496.30</b>     | <b>29,496.30</b>     | <b>29,496.30</b>     | <b>29,496.30</b>     | <b>29,496.30</b>     | <b>29,496.30</b>     | <b>29,496.30</b>   |
| <b>Capital</b>                 |  |                       |                       |                      |                      |                      |                      |                      |                      |                      |                      |                      |                    |
| 39000                          | Retained Earnings                      | (31,365.24)           | (31,365.24)           | (31,365.24)          | (31,365.24)          | (31,365.24)          | (31,365.24)          | (31,365.24)          | (31,365.24)          | (31,365.24)          | (31,365.24)          | (31,365.24)          | (31,365.24)        |
|                                | Net Income                             | 410.00                | (5,480.00)            | (5,480.00)           | (5,480.00)           | (5,480.00)           | (5,480.00)           | (5,480.00)           | (5,480.00)           | (5,480.00)           | (5,480.00)           | (5,480.00)           | 1,868.94           |
|                                | <b>Total Capital</b>                   | <b>(30,955.24)</b>    | <b>(36,845.24)</b>    | <b>(36,845.24)</b>   | <b>(36,845.24)</b>   | <b>(36,845.24)</b>   | <b>(36,845.24)</b>   | <b>(36,845.24)</b>   | <b>(36,845.24)</b>   | <b>(36,845.24)</b>   | <b>(36,845.24)</b>   | <b>(36,845.24)</b>   | <b>(29,496.30)</b> |
|                                | <b>Total Liabilities &amp; Capital</b> | <b>(\$ 10,053.73)</b> | <b>(\$ 10,053.73)</b> | <b>(\$ 7,348.94)</b> | <b>(\$ 7,348.94)</b> | <b>(\$ 7,348.94)</b> | <b>(\$ 7,348.94)</b> | <b>(\$ 7,348.94)</b> | <b>(\$ 7,348.94)</b> | <b>(\$ 7,348.94)</b> | <b>(\$ 7,348.94)</b> | <b>(\$ 7,348.94)</b> | <b>\$ 0.00</b>     |

United Corporation STT (Pship)  
Income Statement - 12 Periods

|                               | Month Ended:                        | 01/31/16        | 02/29/16          | 03/31/16    | 04/30/16    | 05/31/16    | 06/30/16    | 07/31/16    | 08/31/16    | 09/30/16    | 10/31/16    | 11/30/16    | 12/31/16        | 2016<br>YTD Total |
|-------------------------------|-------------------------------------|-----------------|-------------------|-------------|-------------|-------------|-------------|-------------|-------------|-------------|-------------|-------------|-----------------|-------------------|
| <b>Revenues</b>               |                                     |                 |                   |             |             |             |             |             |             |             |             |             |                 |                   |
| 48000                         | Revenue - Sales Discounts           | \$ 0.00         | (3,640.00)        | 0.00        | 0.00        | 0.00        | 0.00        | 0.00        | 0.00        | 0.00        | 0.00        | 0.00        | 0.00            | (\$ 3,640.00)     |
|                               | <b>Total Revenues</b>               | <b>0.00</b>     | <b>(3,640.00)</b> | <b>0.00</b> | <b>0.00</b> | <b>0.00</b> | <b>0.00</b> | <b>0.00</b> | <b>0.00</b> | <b>0.00</b> | <b>0.00</b> | <b>0.00</b> | <b>0.00</b>     | <b>(3,640.00)</b> |
| <b>Cost of Sales</b>          |                                     |                 |                   |             |             |             |             |             |             |             |             |             |                 |                   |
| 50000                         | COS - Purchases                     | (410.00)        | 0.00              | 0.00        | 0.00        | 0.00        | 0.00        | 0.00        | 0.00        | 0.00        | 0.00        | 0.00        | 0.00            | (410.00)          |
| 52200                         | COS - US Customs Expense            | 0.00            | 2,250.00          | 0.00        | 0.00        | 0.00        | 0.00        | 0.00        | 0.00        | 0.00        | 0.00        | 0.00        | 0.00            | 2,250.00          |
|                               | <b>Total Cost of Sales</b>          | <b>(410.00)</b> | <b>2,250.00</b>   | <b>0.00</b> | <b>0.00</b> | <b>0.00</b> | <b>0.00</b> | <b>0.00</b> | <b>0.00</b> | <b>0.00</b> | <b>0.00</b> | <b>0.00</b> | <b>0.00</b>     | <b>1,840.00</b>   |
|                               | <b>Gross Profit</b>                 | <b>410.00</b>   | <b>(5,890.00)</b> | <b>0.00</b> | <b>0.00</b> | <b>0.00</b> | <b>0.00</b> | <b>0.00</b> | <b>0.00</b> | <b>0.00</b> | <b>0.00</b> | <b>0.00</b> | <b>0.00</b>     | <b>(5,480.00)</b> |
| <b>Expenses</b>               |                                     |                 |                   |             |             |             |             |             |             |             |             |             |                 |                   |
|                               | <b>Total Expenses</b>               | <b>0.00</b>     | <b>0.00</b>       | <b>0.00</b> | <b>0.00</b> | <b>0.00</b> | <b>0.00</b> | <b>0.00</b> | <b>0.00</b> | <b>0.00</b> | <b>0.00</b> | <b>0.00</b> | <b>0.00</b>     | <b>0.00</b>       |
|                               | <b>Net Operating Income</b>         | <b>410.00</b>   | <b>(5,890.00)</b> | <b>0.00</b> | <b>0.00</b> | <b>0.00</b> | <b>0.00</b> | <b>0.00</b> | <b>0.00</b> | <b>0.00</b> | <b>0.00</b> | <b>0.00</b> | <b>0.00</b>     | <b>(5,480.00)</b> |
| <b>Other Income (Expense)</b> |                                     |                 |                   |             |             |             |             |             |             |             |             |             |                 |                   |
| 80000                         | Other Income (Expense)              | 0.00            | 0.00              | 0.00        | 0.00        | 0.00        | 0.00        | 0.00        | 0.00        | 0.00        | 0.00        | 0.00        | 7,348.94        | 7,348.94          |
|                               | <b>Total Other Income (Expense)</b> | <b>0.00</b>     | <b>0.00</b>       | <b>0.00</b> | <b>0.00</b> | <b>0.00</b> | <b>0.00</b> | <b>0.00</b> | <b>0.00</b> | <b>0.00</b> | <b>0.00</b> | <b>0.00</b> | <b>7,348.94</b> | <b>7,348.94</b>   |
|                               | <b>Net Income</b>                   | <b>\$ 0.00</b>  | <b>0.00</b>       | <b>0.00</b> | <b>0.00</b> | <b>0.00</b> | <b>0.00</b> | <b>0.00</b> | <b>0.00</b> | <b>0.00</b> | <b>0.00</b> | <b>0.00</b> | <b>7,348.94</b> | <b>1,868.94</b>   |

# Exhibit C



**United Corporation East (Pship)**  
**General Ledger**  
**For the Period From Jan 1, 2016 to Dec 31, 2016**

| Account ID | Account Description      | Date     | Reference    | Jrnl | Trans Description                    | Debit Amt | Credit Amt | Balance    |
|------------|--------------------------|----------|--------------|------|--------------------------------------|-----------|------------|------------|
| 10300      | Cash - Bank Op'g 8830    | 1/1/16   |              |      | Beginning Balance                    |           |            | -871.05    |
| 10300      | Cash - Bank Op'g 8830    | 12/31/16 | XJE111       | GENJ | W/O P'SHIP STALE DTD O/S CK 100095   | 500.00    |            |            |
| 10300      | Cash - Bank Op'g 8830    | 12/31/16 | XJE111       | GENJ | W/O P'SHIP STALE DTD O/S CK 100055   | 149.17    |            |            |
| 10300      | Cash - Bank Op'g 8830    | 12/31/16 | XJE111       | GENJ | W/O P'SHIP STALE DTD O/S CK 100309   | 87.17     |            |            |
| 10300      | Cash - Bank Op'g 8830    | 12/31/16 | XJE111       | GENJ | W/O P'SHIP STALE DTD O/S CK 63813    | 99.98     |            |            |
| 10300      | Cash - Bank Op'g 8830    | 12/31/16 | XJE111       | GENJ | W/O P'SHIP STALE DTD O/S CK 99060    | 34.73     |            |            |
| 10300      | Cash - Bank Op'g 8830    |          |              |      | Change                               | 871.05    |            | 871.05     |
| 20000      | Accounts Payable - Trade | 1/1/16   |              |      | Beginning Balance                    |           |            | -65,294.61 |
| 20000      | Accounts Payable - Trade | 1/27/16  | CRA292       | CDJ  | UNITED CORPORATION - Invoice: 15-113 | 6,459.00  |            |            |
| 20000      | Accounts Payable - Trade | 1/27/16  | CRA292       | CDJ  | UNITED CORPORATION - Invoice: CRA28  |           | 30,827.00  |            |
| 20000      | Accounts Payable - Trade | 1/27/16  | CRA292       | CDJ  | UNITED CORPORATION - Invoice: 15-103 | 375.00    |            |            |
| 20000      | Accounts Payable - Trade | 1/27/16  | CRA292       | CDJ  | UNITED CORPORATION - Invoice: 15-082 | 174.00    |            |            |
| 20000      | Accounts Payable - Trade | 1/27/16  | CRA292       | CDJ  | UNITED CORPORATION - Invoice: 15-113 | 22,319.00 |            |            |
| 20000      | Accounts Payable - Trade | 1/27/16  | CRA292       | CDJ  | UNITED CORPORATION - Invoice: 15-122 | 5.75      |            |            |
| 20000      | Accounts Payable - Trade | 1/27/16  | CRA292       | CDJ  | UNITED CORPORATION - Invoice: 15-123 | 26,149.07 |            |            |
| 20000      | Accounts Payable - Trade | 1/27/16  | CRA292       | CDJ  | UNITED CORPORATION - Invoice: 15-121 | 54.89     |            |            |
| 20000      | Accounts Payable - Trade | 1/27/16  | CRA292       | CDJ  | UNITED CORPORATION - Invoice: 15-123 | 27,898.75 |            |            |
| 20000      | Accounts Payable - Trade | 1/27/16  | CRA292       | CDJ  | UNITED CORPORATION - Invoice: 15-123 | 12,686.15 |            |            |
| 20000      | Accounts Payable - Trade | 1/31/16  | 16-0131-01   | PJ   | UNITED CORPORATION                   |           | 24,055.00  |            |
| 20000      | Accounts Payable - Trade | 1/31/16  | 16-0131-02   | PJ   | UNITED CORPORATION                   |           | 8,774.00   |            |
| 20000      | Accounts Payable - Trade | 2/16/16  | 16-0216-01   | PJ   | UNITED CORPORATION                   |           | 317.99     |            |
| 20000      | Accounts Payable - Trade | 2/16/16  | 16-0216-02   | PJ   | UNITED CORPORATION                   |           | 982.68     |            |
| 20000      | Accounts Payable - Trade | 2/29/16  | 16-0229-01   | PJ   | UNITED CORPORATION                   |           | 23,698.00  |            |
| 20000      | Accounts Payable - Trade | 2/29/16  | 16-0229-02   | PJ   | UNITED CORPORATION                   |           | 8,732.00   |            |
| 20000      | Accounts Payable - Trade | 3/9/16   | 297          | CDJ  | UNITED CORPORATION - Invoice: 16-013 | 24,055.00 |            |            |
| 20000      | Accounts Payable - Trade | 3/9/16   | 297          | CDJ  | UNITED CORPORATION - Invoice: 16-022 | 8,732.00  |            |            |
| 20000      | Accounts Payable - Trade | 3/9/16   | 297          | CDJ  | UNITED CORPORATION - Invoice: 16-022 | 23,698.00 |            |            |
| 20000      | Accounts Payable - Trade | 3/9/16   | 297          | CDJ  | UNITED CORPORATION - Invoice: 16-021 | 317.99    |            |            |
| 20000      | Accounts Payable - Trade | 3/9/16   | 297          | CDJ  | UNITED CORPORATION - Invoice: 16-021 | 982.68    |            |            |
| 20000      | Accounts Payable - Trade | 3/9/16   | 297          | CDJ  | UNITED CORPORATION - Invoice: 16-013 | 8,774.00  |            |            |
| 20000      | Accounts Payable - Trade | 3/31/16  | 16-0331-01   | PJ   | UNITED CORPORATION                   |           | 29,603.75  |            |
| 20000      | Accounts Payable - Trade | 3/31/16  | 16-0331-02   | PJ   | UNITED CORPORATION                   |           | 8,717.00   |            |
| 20000      | Accounts Payable - Trade | 3/31/16  | 16-0331-03   | PJ   | UNITED CORPORATION                   |           | 3,000.00   |            |
| 20000      | Accounts Payable - Trade | 4/1/16   | 302          | CDJ  | UNITED CORPORATION - Invoice: 16-033 | 29,603.75 |            |            |
| 20000      | Accounts Payable - Trade | 4/1/16   | 302          | CDJ  | UNITED CORPORATION - Invoice: 16-033 | 3,000.00  |            |            |
| 20000      | Accounts Payable - Trade | 4/1/16   | 302          | CDJ  | UNITED CORPORATION - Invoice: 16-033 | 8,717.00  |            |            |
| 20000      | Accounts Payable - Trade | 4/1/16   | FUTA2013     | PJ   | INTERNAL REVENUE SERVICE             |           | 74,779.10  |            |
| 20000      | Accounts Payable - Trade | 4/15/16  | 16-0415-01   | PJ   | UNITED CORPORATION                   |           | 50.00      |            |
| 20000      | Accounts Payable - Trade | 4/18/16  | 16-0418-01   | PJ   | UNITED CORPORATION                   |           | 260.00     |            |
| 20000      | Accounts Payable - Trade | 4/22/16  | 16-0422-01   | PJ   | UNITED CORPORATION                   | 1,246.21  |            |            |
| 20000      | Accounts Payable - Trade | 4/30/16  | 16-0430-01   | PJ   | UNITED CORPORATION                   |           | 23,683.00  |            |
| 20000      | Accounts Payable - Trade | 4/30/16  | 16-0430-02   | PJ   | UNITED CORPORATION                   |           | 8,612.00   |            |
| 20000      | Accounts Payable - Trade | 4/30/16  | 16-0430-03   | PJ   | UNITED CORPORATION                   |           | 1,000.00   |            |
| 20000      | Accounts Payable - Trade | 5/31/16  | 16-0531-01   | PJ   | UNITED CORPORATION                   |           | 23,683.00  |            |
| 20000      | Accounts Payable - Trade | 5/31/16  | 16-0531-02   | PJ   | UNITED CORPORATION                   |           | 8,612.00   |            |
| 20000      | Accounts Payable - Trade | 5/31/16  | 16-0531-03   | PJ   | UNITED CORPORATION                   |           | 1,000.00   |            |
| 20000      | Accounts Payable - Trade | 6/10/16  | CRA312CM     | PJ   | UNITED CORPORATION                   | 65,653.79 |            |            |
| 20000      | Accounts Payable - Trade | 6/10/16  | CRA312       | CDJ  | UNITED CORPORATION - Invoice: 16-043 | 1,000.00  |            |            |
| 20000      | Accounts Payable - Trade | 6/10/16  | CRA312       | CDJ  | UNITED CORPORATION - Invoice: 16-041 | 260.00    |            |            |
| 20000      | Accounts Payable - Trade | 6/10/16  | CRA312       | CDJ  | UNITED CORPORATION - Invoice: 16-041 | 50.00     |            |            |
| 20000      | Accounts Payable - Trade | 6/10/16  | CRA312       | CDJ  | UNITED CORPORATION - Invoice: 16-042 |           | 1,246.21   |            |
| 20000      | Accounts Payable - Trade | 6/10/16  | CRA312       | CDJ  | UNITED CORPORATION - Invoice: CRA31  |           | 65,653.79  |            |
| 20000      | Accounts Payable - Trade | 6/10/16  | CRA312       | CDJ  | UNITED CORPORATION - Invoice: 16-053 | 8,612.00  |            |            |
| 20000      | Accounts Payable - Trade | 6/10/16  | CRA312       | CDJ  | UNITED CORPORATION - Invoice: 16-053 | 1,000.00  |            |            |
| 20000      | Accounts Payable - Trade | 6/10/16  | CRA312       | CDJ  | UNITED CORPORATION - Invoice: 16-053 | 23,683.00 |            |            |
| 20000      | Accounts Payable - Trade | 6/10/16  | CRA312       | CDJ  | UNITED CORPORATION - Invoice: 16-043 | 23,683.00 |            |            |
| 20000      | Accounts Payable - Trade | 6/10/16  | CRA312       | CDJ  | UNITED CORPORATION - Invoice: 16-043 | 8,612.00  |            |            |
| 20000      | Accounts Payable - Trade | 6/10/16  | CRA315CM     | PJ   | UNITED CORPORATION                   | 500.00    |            |            |
| 20000      | Accounts Payable - Trade | 6/30/16  | 16-0630-01   | PJ   | UNITED CORPORATION                   |           | 28,084.75  |            |
| 20000      | Accounts Payable - Trade | 6/30/16  | 16-0630-02   | PJ   | UNITED CORPORATION                   |           | 10,765.00  |            |
| 20000      | Accounts Payable - Trade | 6/30/16  | 16-0630-03   | PJ   | UNITED CORPORATION                   |           | 1,000.00   |            |
| 20000      | Accounts Payable - Trade | 7/19/16  | 16-0719-01   | PJ   | UNITED CORPORATION                   |           | 50,000.00  |            |
| 20000      | Accounts Payable - Trade | 7/31/16  | 16-0731-01   | PJ   | UNITED CORPORATION                   |           | 22,319.00  |            |
| 20000      | Accounts Payable - Trade | 7/31/16  | 16-0731-02   | PJ   | UNITED CORPORATION                   |           | 8,612.00   |            |
| 20000      | Accounts Payable - Trade | 7/31/16  | 16-0731-03   | PJ   | UNITED CORPORATION                   |           | 1,000.00   |            |
| 20000      | Accounts Payable - Trade | 8/9/16   | CM16-0719-01 | PJ   | UNITED CORPORATION                   | 50,000.00 |            |            |
| 20000      | Accounts Payable - Trade | 8/12/16  | 321CM        | PJ   | UNITED CORPORATION                   | 71,280.75 |            |            |
| 20000      | Accounts Payable - Trade | 8/12/16  | CRA321       | CDJ  | UNITED CORPORATION - Invoice: 16-063 | 28,084.75 |            |            |
| 20000      | Accounts Payable - Trade | 8/12/16  | CRA321       | CDJ  | UNITED CORPORATION - Invoice: 16-073 | 1,000.00  |            |            |
| 20000      | Accounts Payable - Trade | 8/12/16  | CRA321       | CDJ  | UNITED CORPORATION - Invoice: 16-073 | 8,612.00  |            |            |
| 20000      | Accounts Payable - Trade | 8/12/16  | CRA321       | CDJ  | UNITED CORPORATION - Invoice: 16-073 | 22,319.00 |            |            |
| 20000      | Accounts Payable - Trade | 8/12/16  | CRA321       | CDJ  | UNITED CORPORATION - Invoice: 16-063 | 1,000.00  |            |            |
| 20000      | Accounts Payable - Trade | 8/12/16  | CRA321       | CDJ  | UNITED CORPORATION - Invoice: CRA31  |           | 500.00     |            |

| Account ID | Account Description           | Date            | Reference    | Jrnl | Trans Description                    | Debit Amt  | Credit Amt | Balance            |
|------------|-------------------------------|-----------------|--------------|------|--------------------------------------|------------|------------|--------------------|
| 20000      | Accounts Payable - Trade      | 8/12/16         | CRA321       | CDJ  | UNITED CORPORATION - Invoice: 321CM  |            | 71,280.75  |                    |
| 20000      | Accounts Payable - Trade      | 8/12/16         | CRA321       | CDJ  | UNITED CORPORATION - Invoice: 16-063 | 10,765.00  |            |                    |
| 20000      | Accounts Payable - Trade      | 8/13/16         | 16-0813-01   | PJ   | UNITED CORPORATION                   |            | 40.00      |                    |
| 20000      | Accounts Payable - Trade      | 8/17/16         | 16-0817-01   | PJ   | VI EMPLOYMENT SECURITY AGENCY        |            | 38,449.90  |                    |
| 20000      | Accounts Payable - Trade      | 8/30/16         | 16-0813-01CM | PJ   | UNITED CORPORATION                   | 40.00      |            |                    |
| 20000      | Accounts Payable - Trade      | 8/31/16         | 16-0831-01   | PJ   | UNITED CORPORATION                   |            | 27,898.75  |                    |
| 20000      | Accounts Payable - Trade      | 8/31/16         | 16-0831-02   | PJ   | UNITED CORPORATION                   |            | 5,381.62   |                    |
| 20000      | Accounts Payable - Trade      | 8/31/16         | 16-0831-03   | PJ   | UNITED CORPORATION                   |            | 500.00     |                    |
| 20000      | Accounts Payable - Trade      | 9/30/16         | 16-0930-01   | PJ   | UNITED CORPORATION                   |            | 22,319.00  |                    |
| 20000      | Accounts Payable - Trade      | 9/30/16         | 16-0930-02   | PJ   | UNITED CORPORATION                   |            | 4,305.12   |                    |
| 20000      | Accounts Payable - Trade      | 9/30/16         | 16-0930-03   | PJ   | UNITED CORPORATION                   |            | 500.00     |                    |
| 20000      | Accounts Payable - Trade      | 10/7/16         | CM16-0930    | PJ   | UNITED CORPORATION                   | 60,904.49  |            |                    |
| 20000      | Accounts Payable - Trade      | 10/7/16         | CRA326       | CDJ  | UNITED CORPORATION - Invoice: 16-083 | 5,381.62   |            |                    |
| 20000      | Accounts Payable - Trade      | 10/7/16         | CRA326       | CDJ  | UNITED CORPORATION - Invoice: CM16-  |            | 60,904.49  |                    |
| 20000      | Accounts Payable - Trade      | 10/7/16         | CRA326       | CDJ  | UNITED CORPORATION - Invoice: 16-093 | 22,319.00  |            |                    |
| 20000      | Accounts Payable - Trade      | 10/7/16         | CRA326       | CDJ  | UNITED CORPORATION - Invoice: 16-093 | 500.00     |            |                    |
| 20000      | Accounts Payable - Trade      | 10/7/16         | CRA326       | CDJ  | UNITED CORPORATION - Invoice: 16-083 | 500.00     |            |                    |
| 20000      | Accounts Payable - Trade      | 10/7/16         | CRA326       | CDJ  | UNITED CORPORATION - Invoice: 16-083 | 27,898.75  |            |                    |
| 20000      | Accounts Payable - Trade      | 10/7/16         | CRA326       | CDJ  | UNITED CORPORATION - Invoice: 16-093 | 4,305.12   |            |                    |
| 20000      | Accounts Payable - Trade      | 10/31/16        | 16-1031-03   | PJ   | UNITED CORPORATION                   |            | 500.00     |                    |
| 20000      | Accounts Payable - Trade      | 10/31/16        | 16-1031-01   | PJ   | UNITED CORPORATION                   |            | 22,319.00  |                    |
| 20000      | Accounts Payable - Trade      | 10/31/16        | 16-1031-02   | PJ   | UNITED CORPORATION                   |            | 4,305.12   |                    |
| 20000      | Accounts Payable - Trade      | 11/23/16        | CM16-1031    | PJ   | UNITED CORPORATION                   | 27,124.12  |            |                    |
| 20000      | Accounts Payable - Trade      | 11/23/16        | CRA332       | CDJ  | UNITED CORPORATION - Invoice: 16-103 | 4,305.12   |            |                    |
| 20000      | Accounts Payable - Trade      | 11/23/16        | CRA332       | CDJ  | UNITED CORPORATION - Invoice: 16-103 | 500.00     |            |                    |
| 20000      | Accounts Payable - Trade      | 11/23/16        | CRA332       | CDJ  | UNITED CORPORATION - Invoice: CM16-  |            | 27,124.12  |                    |
| 20000      | Accounts Payable - Trade      | 11/23/16        | CRA332       | CDJ  | UNITED CORPORATION - Invoice: 16-103 | 22,319.00  |            |                    |
| 20000      | Accounts Payable - Trade      | 11/30/16        | 16-0817-01CM | PJ   | VI EMPLOYMENT SECURITY AGENCY        | 38,449.90  |            |                    |
| 20000      | Accounts Payable - Trade      | 11/30/16        | 16-1101-01   | PJ   | UNITED CORPORATION                   |            | 27,898.75  |                    |
| 20000      | Accounts Payable - Trade      | 11/30/16        | 16-1130-02   | PJ   | UNITED CORPORATION                   |            | 5,381.40   |                    |
| 20000      | Accounts Payable - Trade      | 12/31/16        | 16-1231-01   | PJ   | UNITED CORPORATION                   |            | 22,319.00  |                    |
| 20000      | Accounts Payable - Trade      | 12/31/16        | 16-1231-02   | PJ   | UNITED CORPORATION                   |            | 5,299.03   |                    |
| 20000      | Accounts Payable - Trade      |                 |              |      | Change                               | 745,910.65 | 816,293.32 | -70,382.67         |
|            |                               | <b>12/31/16</b> |              |      | <b>Ending Balance</b>                |            |            | <b>-135,677.28</b> |
| 23000      | Accrued Expenses              | 1/1/16          |              |      | Beginning Balance                    |            |            | -10,000.00         |
|            |                               | <b>12/31/16</b> |              |      | <b>Ending Balance</b>                |            |            | <b>-10,000.00</b>  |
| 28600      | Pship Claims Reserve Clearing | 1/1/16          |              |      | Beginning Balance                    |            |            |                    |
| 28600      | Pship Claims Reserve Clearing | 1/27/16         | CRA292       | CDJ  | UNITED CORPORATION                   |            | 65,294.61  |                    |
| 28600      | Pship Claims Reserve Clearing | 3/9/16          | 297          | CDJ  | UNITED CORPORATION                   |            | 66,559.67  |                    |
| 28600      | Pship Claims Reserve Clearing | 4/1/16          | 302          | CDJ  | UNITED CORPORATION                   |            | 41,320.75  |                    |
| 28600      | Pship Claims Reserve Clearing | 4/22/16         | 16-0422-01   | PJ   | UNITED CORPORATION - LUTHERAN F      |            | 1,246.21   |                    |
| 28600      | Pship Claims Reserve Clearing | 6/10/16         | CRA312CM     | PJ   | UNITED CORPORATION - REIMB APR &     |            | 65,653.79  |                    |
| 28600      | Pship Claims Reserve Clearing | 8/9/16          | CM16-0719-01 | PJ   | UNITED CORPORATION - JONES SETTL     |            | 50,000.00  |                    |
| 28600      | Pship Claims Reserve Clearing | 8/12/16         | 321CM        | PJ   | UNITED CORPORATION - CRA REIMB PI    |            | 71,280.75  |                    |
| 28600      | Pship Claims Reserve Clearing | 8/30/16         | 16-0813-01CM | PJ   | UNITED CORPORATION - PAID BY WES     |            | 40.00      |                    |
| 28600      | Pship Claims Reserve Clearing | 10/7/16         | CM16-0930    | PJ   | UNITED CORPORATION - P'SHIP EAST     |            | 60,904.49  |                    |
| 28600      | Pship Claims Reserve Clearing | 11/23/16        | CM16-1031    | PJ   | UNITED CORPORATION - CRA CHK 332     |            | 27,124.12  |                    |
| 28600      | Pship Claims Reserve Clearing |                 |              |      | Change                               |            | 449,424.39 | -449,424.39        |
|            |                               | <b>12/31/16</b> |              |      | <b>Ending Balance</b>                |            |            | <b>-449,424.39</b> |
| 39000      | Retained Earnings             | 1/1/16          |              |      | Beginning Balance                    |            |            | 76,165.66          |
|            |                               | <b>12/31/16</b> |              |      | <b>Ending Balance</b>                |            |            | <b>76,165.66</b>   |
| 47000      | Revenue - Miscellaneous Sales | 1/1/16          |              |      | Beginning Balance                    |            |            |                    |
| 47000      | Revenue - Miscellaneous Sales | 4/15/16         | 16-0415-01   | PJ   | UNITED CORPORATION - STT GIFT CEF    | 50.00      |            |                    |
| 47000      | Revenue - Miscellaneous Sales |                 |              |      | Change                               | 50.00      |            | 50.00              |
|            |                               | <b>12/31/16</b> |              |      | <b>Ending Balance</b>                |            |            | <b>50.00</b>       |
| 48000      | Revenue - Sales Discounts     | 1/1/16          |              |      | Beginning Balance                    |            |            |                    |
| 48000      | Revenue - Sales Discounts     | 8/13/16         | 16-0813-01   | PJ   | UNITED CORPORATION - GIFT CERT RE    | 40.00      |            |                    |
| 48000      | Revenue - Sales Discounts     |                 |              |      | Change                               | 40.00      |            | 40.00              |
|            |                               | <b>12/31/16</b> |              |      | <b>Ending Balance</b>                |            |            | <b>40.00</b>       |
| 51000      | COS - Freight Expense         | 1/1/16          |              |      | Beginning Balance                    |            |            |                    |
| 51000      | COS - Freight Expense         | 4/18/16         | 16-0418-01   | PJ   | UNITED CORPORATION - REIMB PE EA     | 260.00     |            |                    |
| 51000      | COS - Freight Expense         |                 |              |      | Change                               | 260.00     |            | 260.00             |
|            |                               | <b>12/31/16</b> |              |      | <b>Ending Balance</b>                |            |            | <b>260.00</b>      |
| 63200      | Insurance - Gen Liability     | 1/1/16          |              |      | Beginning Balance                    |            |            |                    |
| 63200      | Insurance - Gen Liability     | 7/19/16         | 16-0719-01   | PJ   | UNITED CORPORATION - JONES SETTL     | 50,000.00  |            |                    |
| 63200      | Insurance - Gen Liability     |                 |              |      | Change                               | 50,000.00  |            | 50,000.00          |
|            |                               | <b>12/31/16</b> |              |      | <b>Ending Balance</b>                |            |            | <b>50,000.00</b>   |
| 63600      | Insurance - Workers' Comp     | 1/1/16          |              |      | Beginning Balance                    |            |            |                    |
| 63600      | Insurance - Workers' Comp     | 2/16/16         | 16-0216-01   | PJ   | UNITED CORPORATION - WORKERS' CI     | 317.99     |            |                    |
| 63600      | Insurance - Workers' Comp     |                 |              |      | Change                               | 317.99     |            | 317.99             |
|            |                               | <b>12/31/16</b> |              |      | <b>Ending Balance</b>                |            |            | <b>317.99</b>      |
| 67400      | Taxes - Empr FUTA Expense     | 1/1/16          |              |      | Beginning Balance                    |            |            |                    |
| 67400      | Taxes - Empr FUTA Expense     | 2/16/16         | 16-0216-02   | PJ   | UNITED CORPORATION - FUTA LATE FE    | 982.68     |            |                    |
| 67400      | Taxes - Empr FUTA Expense     | 4/1/16          | FUTA2013     | PJ   | INTERNAL REVENUE SERVICE - 02/12/1   | 74,779.10  |            |                    |
| 67400      | Taxes - Empr FUTA Expense     |                 |              |      | Change                               | 75,761.78  |            | 75,761.78          |
|            |                               | <b>12/31/16</b> |              |      | <b>Ending Balance</b>                |            |            | <b>75,761.78</b>   |
| 67500      | Taxes - Empr VI Unemp         | 1/1/16          |              |      | Beginning Balance                    |            |            |                    |

| Account ID | Account Description      | Date            | Reference    | Jrnl | Trans Description                  | Debit Amt  | Credit Amt | Balance           |
|------------|--------------------------|-----------------|--------------|------|------------------------------------|------------|------------|-------------------|
| 67500      | Taxes - Empr VI Unemp    | 6/10/16         | CRA315CM     | PJ   | UNITED CORPORATION - CREDIT PSHIF  |            | 500.00     |                   |
| 67500      | Taxes - Empr VI Unemp    | 8/17/16         | 16-0817-01   | PJ   | VI EMPLOYMENT SECURITY AGENCY -    | 38,449.90  |            |                   |
| 67500      | Taxes - Empr VI Unemp    | 11/30/16        | 16-0817-01CM | PJ   | VI EMPLOYMENT SECURITY AGENCY -    |            | 38,449.90  |                   |
| 67500      | Taxes - Empr VI Unemp    |                 |              |      | Change                             | 38,449.90  | 38,949.90  | -500.00           |
|            |                          | <b>12/31/16</b> |              |      | <b>Ending Balance</b>              |            |            | <b>-500.00</b>    |
| 68200      | Travel & Hotels Expense  | 1/1/16          |              |      | Beginning Balance                  |            |            |                   |
| 68200      | Travel & Hotels Expense  | 3/31/16         | 16-0331-03   | PJ   | UNITED CORPORATION - GAFFNEY TR/   | 3,000.00   |            |                   |
| 68200      | Travel & Hotels Expense  | 4/30/16         | 16-0430-03   | PJ   | UNITED CORPORATION - GAFFNEY APF   | 1,000.00   |            |                   |
| 68200      | Travel & Hotels Expense  | 5/31/16         | 16-0531-03   | PJ   | UNITED CORPORATION - GAFFNEY MA'   | 1,000.00   |            |                   |
| 68200      | Travel & Hotels Expense  | 6/30/16         | 16-0630-03   | PJ   | UNITED CORPORATION - GAFFNEY JUN   | 1,000.00   |            |                   |
| 68200      | Travel & Hotels Expense  | 7/31/16         | 16-0731-03   | PJ   | UNITED CORPORATION - GAFFNEY JUL   | 1,000.00   |            |                   |
| 68200      | Travel & Hotels Expense  | 8/31/16         | 16-0831-03   | PJ   | UNITED CORPORATION - 50% GAFFNE\   | 500.00     |            |                   |
| 68200      | Travel & Hotels Expense  | 9/30/16         | 16-0930-03   | PJ   | UNITED CORPORATION - 50% GAFFNE\   | 500.00     |            |                   |
| 68200      | Travel & Hotels Expense  | 10/31/16        | 16-1031-03   | PJ   | UNITED CORPORATION - 50% GAFFNE\   | 500.00     |            |                   |
| 68200      | Travel & Hotels Expense  |                 |              |      | Change                             | 8,500.00   |            | 8,500.00          |
|            |                          | <b>12/31/16</b> |              |      | <b>Ending Balance</b>              |            |            | <b>8,500.00</b>   |
| 69000      | Wages - Officer Salaries | 1/1/16          |              |      | Beginning Balance                  |            |            |                   |
| 69000      | Wages - Officer Salaries | 1/31/16         | 16-0131-01   | PJ   | UNITED CORPORATION - FATHI YUSUF   | 24,055.00  |            |                   |
| 69000      | Wages - Officer Salaries | 2/29/16         | 16-0229-01   | PJ   | UNITED CORPORATION - FATHI YUSUF   | 23,698.00  |            |                   |
| 69000      | Wages - Officer Salaries | 3/31/16         | 16-0331-01   | PJ   | UNITED CORPORATION - FATHI YUSUF   | 29,603.75  |            |                   |
| 69000      | Wages - Officer Salaries | 4/30/16         | 16-0430-01   | PJ   | UNITED CORPORATION - FATHI YUSUF   | 23,683.00  |            |                   |
| 69000      | Wages - Officer Salaries | 5/31/16         | 16-0531-01   | PJ   | UNITED CORPORATION - FATHI YUSUF   | 23,683.00  |            |                   |
| 69000      | Wages - Officer Salaries | 6/30/16         | 16-0630-01   | PJ   | UNITED CORPORATION - FATHI YUSUF   | 28,084.75  |            |                   |
| 69000      | Wages - Officer Salaries | 7/31/16         | 16-0731-01   | PJ   | UNITED CORPORATION - FATHY YUSUF   | 22,319.00  |            |                   |
| 69000      | Wages - Officer Salaries | 8/31/16         | 16-0831-01   | PJ   | UNITED CORPORATION - FATHI YUSUF   | 27,898.75  |            |                   |
| 69000      | Wages - Officer Salaries | 9/30/16         | 16-0930-01   | PJ   | UNITED CORPORATION - FATHI YUSUF   | 22,319.00  |            |                   |
| 69000      | Wages - Officer Salaries | 10/31/16        | 16-1031-01   | PJ   | UNITED CORPORATION - FATHI YUSUF   | 22,319.00  |            |                   |
| 69000      | Wages - Officer Salaries | 11/30/16        | 16-1101-01   | PJ   | UNITED CORPORATION - FATHI YUSUF   | 27,898.75  |            |                   |
| 69000      | Wages - Officer Salaries | 12/31/16        | 16-1231-01   | PJ   | UNITED CORPORATION - FATHI YUSUF   | 22,319.00  |            |                   |
| 69000      | Wages - Officer Salaries |                 |              |      | Change                             | 297,881.00 |            | 297,881.00        |
|            |                          | <b>12/31/16</b> |              |      | <b>Ending Balance</b>              |            |            | <b>297,881.00</b> |
| 69200      | Wages - Managers         | 1/1/16          |              |      | Beginning Balance                  |            |            |                   |
| 69200      | Wages - Managers         | 1/31/16         | 16-0131-02   | PJ   | UNITED CORPORATION - JOHN GAFFNI   | 8,774.00   |            |                   |
| 69200      | Wages - Managers         | 2/29/16         | 16-0229-02   | PJ   | UNITED CORPORATION - JOHN GAFFNI   | 8,732.00   |            |                   |
| 69200      | Wages - Managers         | 3/31/16         | 16-0331-02   | PJ   | UNITED CORPORATION - GAFFNEY MAI   | 8,717.00   |            |                   |
| 69200      | Wages - Managers         | 4/30/16         | 16-0430-02   | PJ   | UNITED CORPORATION - JOHN GAFFNI   | 8,612.00   |            |                   |
| 69200      | Wages - Managers         | 5/31/16         | 16-0531-02   | PJ   | UNITED CORPORATION - JOHN GAFFNI   | 8,612.00   |            |                   |
| 69200      | Wages - Managers         | 6/30/16         | 16-0630-02   | PJ   | UNITED CORPORATION - JOHN GAFFNI   | 10,765.00  |            |                   |
| 69200      | Wages - Managers         | 7/31/16         | 16-0731-02   | PJ   | UNITED CORPORATION - JOHN GAFFNI   | 8,612.00   |            |                   |
| 69200      | Wages - Managers         | 8/31/16         | 16-0831-02   | PJ   | UNITED CORPORATION - GAFFNEY AU(   | 5,381.62   |            |                   |
| 69200      | Wages - Managers         | 9/30/16         | 16-0930-02   | PJ   | UNITED CORPORATION - GAFFNEY SEF   | 4,305.12   |            |                   |
| 69200      | Wages - Managers         | 10/31/16        | 16-1031-02   | PJ   | UNITED CORPORATION - GAFFNEY OC'   | 4,305.12   |            |                   |
| 69200      | Wages - Managers         | 11/30/16        | 16-1130-02   | PJ   | UNITED CORPORATION - JOHN GAFFNI   | 5,381.40   |            |                   |
| 69200      | Wages - Managers         | 12/31/16        | 16-1231-02   | PJ   | UNITED CORPORATION - JOHN GAFFNI   | 5,299.03   |            |                   |
| 69200      | Wages - Managers         |                 |              |      | Change                             | 87,496.29  |            | 87,496.29         |
|            |                          | <b>12/31/16</b> |              |      | <b>Ending Balance</b>              |            |            | <b>87,496.29</b>  |
| 80000      | Other Income (Expense)   | 1/1/16          |              |      | Beginning Balance                  |            |            |                   |
| 80000      | Other Income (Expense)   | 12/31/16        | XJE111       | GENJ | W/O P'SHIP STALE DTD O/S CK 100309 |            | 87.17      |                   |
| 80000      | Other Income (Expense)   | 12/31/16        | XJE111       | GENJ | W/O P'SHIP STALE DTD O/S CK 100095 |            | 500.00     |                   |
| 80000      | Other Income (Expense)   | 12/31/16        | XJE111       | GENJ | W/O P'SHIP STALE DTD O/S CK 99060  |            | 34.73      |                   |
| 80000      | Other Income (Expense)   | 12/31/16        | XJE111       | GENJ | W/O P'SHIP STALE DTD O/S CK 100055 |            | 149.17     |                   |
| 80000      | Other Income (Expense)   | 12/31/16        | XJE111       | GENJ | W/O P'SHIP STALE DTD O/S CK 63813  |            | 99.98      |                   |
| 80000      | Other Income (Expense)   |                 |              |      | Change                             |            | 871.05     | -871.05           |
|            |                          | <b>12/31/16</b> |              |      | <b>Ending Balance</b>              |            |            | <b>-871.05</b>    |

**United Corporation STT (Pship)**  
**General Ledger**  
**For the Period From Jan 1, 2016 to Dec 31, 2016**

| Account ID | Account Description           | Date     | Reference  | Jrnl | Trans Description                  | Debit Amt | Credit Amt | Balance    |
|------------|-------------------------------|----------|------------|------|------------------------------------|-----------|------------|------------|
| 10300      | Cash - Bank Op'g 2010         | 1/1/16   |            |      | Beginning Balance                  |           |            | -9,427.94  |
| 10300      | Cash - Bank Op'g 2010         | 3/11/16  | 41375V     | CDJ  | WE ARE WINE LLC                    | 2,704.79  |            |            |
| 10300      | Cash - Bank Op'g 2010         | 12/31/16 | JE31       | GENJ | W/O STALE DATED CHECKS IN CLOSEI   | 6,723.15  |            |            |
| 10300      | Cash - Bank Op'g 2010         |          |            |      | Change                             | 9,427.94  |            | 9,427.94   |
| 10350      | Cash - Bank Payroll 0640      | 1/1/16   |            |      | Beginning Balance                  |           |            | -625.79    |
| 10350      | Cash - Bank Payroll 0640      | 12/31/16 | JE31       | GENJ | W/O STALE DATED CHECKS IN CLOSEI   | 625.79    |            |            |
| 10350      | Cash - Bank Payroll 0640      |          |            |      | Change                             | 625.79    |            | 625.79     |
| 20000      | Accounts Payable - Trade      | 1/1/16   |            |      | Beginning Balance                  |           |            | -11,311.51 |
| 20000      | Accounts Payable - Trade      | 1/1/16   | 16-0101-01 | PJ   | RAJA FOODS                         | 410.00    |            |            |
| 20000      | Accounts Payable - Trade      | 1/25/16  | 16-0125-01 | PJ   | CARIBBEAN REFRIGERATION & MECH     | 5,088.97  |            |            |
| 20000      | Accounts Payable - Trade      | 1/25/16  | 16-0125-02 | PJ   | CARIBBEAN REFRIGERATION & MECH     | 5,812.54  |            |            |
| 20000      | Accounts Payable - Trade      | 3/11/16  | 41375V     | CDJ  | WE ARE WINE LLC - Invoice: 0197    |           | 242.36     |            |
| 20000      | Accounts Payable - Trade      | 3/11/16  | 41375V     | CDJ  | WE ARE WINE LLC - Invoice: 0377    |           | 480.00     |            |
| 20000      | Accounts Payable - Trade      | 3/11/16  | 41375V     | CDJ  | WE ARE WINE LLC - Invoice: 0372    | 35.53     |            |            |
| 20000      | Accounts Payable - Trade      | 3/11/16  | 41375V     | CDJ  | WE ARE WINE LLC - Invoice: 0396    |           | 604.61     |            |
| 20000      | Accounts Payable - Trade      | 3/11/16  | 41375V     | CDJ  | WE ARE WINE LLC - Invoice: 0253    |           | 330.22     |            |
| 20000      | Accounts Payable - Trade      | 3/11/16  | 41375V     | CDJ  | WE ARE WINE LLC - Invoice: 0311    |           | 519.14     |            |
| 20000      | Accounts Payable - Trade      | 3/11/16  | 41375V     | CDJ  | WE ARE WINE LLC - Invoice: 0371    |           | 563.99     |            |
| 20000      | Accounts Payable - Trade      | 3/11/16  | CRA299     | CDJ  | WE ARE WINE LLC - Invoice: 0377    | 480.00    |            |            |
| 20000      | Accounts Payable - Trade      | 3/11/16  | CRA299     | CDJ  | WE ARE WINE LLC - Invoice: 0396    | 604.61    |            |            |
| 20000      | Accounts Payable - Trade      | 3/11/16  | CRA299     | CDJ  | WE ARE WINE LLC - Invoice: 0372    |           | 35.53      |            |
| 20000      | Accounts Payable - Trade      | 3/11/16  | CRA299     | CDJ  | WE ARE WINE LLC - Invoice: 0371    | 563.99    |            |            |
| 20000      | Accounts Payable - Trade      | 3/11/16  | CRA299     | CDJ  | WE ARE WINE LLC - Invoice: 0311    | 519.14    |            |            |
| 20000      | Accounts Payable - Trade      | 3/11/16  | CRA299     | CDJ  | WE ARE WINE LLC - Invoice: 0197    | 242.36    |            |            |
| 20000      | Accounts Payable - Trade      | 3/11/16  | CRA299     | CDJ  | WE ARE WINE LLC - Invoice: 0253    | 330.22    |            |            |
| 20000      | Accounts Payable - Trade      |          |            |      | Change                             | 14,087.36 | 2,775.85   | 11,311.51  |
| 23000      | Accrued Expenses              | 1/1/16   |            |      | Beginning Balance                  |           |            | -10,000.00 |
|            |                               | 12/31/16 |            |      | Ending Balance                     |           |            | -10,000.00 |
| 28600      | Pship Claims Reserve Clearing | 1/1/16   |            |      | Beginning Balance                  |           |            |            |
| 28600      | Pship Claims Reserve Clearing | 1/25/16  | 285        | GENJ | CRMVI INV 4783 PD BY CRA           |           | 5,088.97   |            |
| 28600      | Pship Claims Reserve Clearing | 1/25/16  | 286        | GENJ | CRMVI INV 4984 PD BY CRA           |           | 5,812.54   |            |
| 28600      | Pship Claims Reserve Clearing | 2/8/16   | 293        | GENJ | US CUSTOMS PENALTY PD BY CRA       |           | 2,250.00   |            |
| 28600      | Pship Claims Reserve Clearing | 2/29/16  | 16-0229-02 | GENJ | PSHIP GIFT CERTS REDEEMED IN STT . |           | 3,640.00   |            |
| 28600      | Pship Claims Reserve Clearing | 3/11/16  | CRA299     | CDJ  | WE ARE WINE LLC                    |           | 2,704.79   |            |
| 28600      | Pship Claims Reserve Clearing |          |            |      | Change                             |           | 19,496.30  | -19,496.30 |
|            |                               | 12/31/16 |            |      | Ending Balance                     |           |            | -19,496.30 |
| 39000      | Retained Earnings             | 1/1/16   |            |      | Beginning Balance                  |           |            | 31,365.24  |
|            |                               | 12/31/16 |            |      | Ending Balance                     |           |            | 31,365.24  |
| 48000      | Revenue - Sales Discounts     | 1/1/16   |            |      | Beginning Balance                  |           |            |            |
| 48000      | Revenue - Sales Discounts     | 2/29/16  | 16-0229-02 | GENJ | PSHIP GIFT CERTS REDEEMED IN STT . | 3,640.00  |            |            |
| 48000      | Revenue - Sales Discounts     |          |            |      | Change                             | 3,640.00  |            | 3,640.00   |
|            |                               | 12/31/16 |            |      | Ending Balance                     |           |            | 3,640.00   |
| 50000      | COS - Purchases               | 1/1/16   |            |      | Beginning Balance                  |           |            |            |
| 50000      | COS - Purchases               | 1/1/16   | 16-0101-01 | PJ   | RAJA FOODS - LATE NOTICE OF BAL DU |           | 410.00     |            |
| 50000      | COS - Purchases               |          |            |      | Change                             |           | 410.00     | -410.00    |
|            |                               | 12/31/16 |            |      | Ending Balance                     |           |            | -410.00    |
| 52200      | COS - US Customs Expense      | 1/1/16   |            |      | Beginning Balance                  |           |            |            |
| 52200      | COS - US Customs Expense      | 2/8/16   | 293        | GENJ | US CUSTOMS PENALTY PD BY CRA       | 2,250.00  |            |            |
| 52200      | COS - US Customs Expense      |          |            |      | Change                             | 2,250.00  |            | 2,250.00   |
|            |                               | 12/31/16 |            |      | Ending Balance                     |           |            | 2,250.00   |
| 66700      | Repairs & Maintenance Expense | 1/1/16   |            |      | Beginning Balance                  |           |            |            |
| 66700      | Repairs & Maintenance Expense | 1/25/16  | 285        | GENJ | CRMVI INV 4783 PD BY CRA           | 5,088.97  |            |            |
| 66700      | Repairs & Maintenance Expense | 1/25/16  | 286        | GENJ | CRMVI INV 4984 PD BY CRA           | 5,812.54  |            |            |
| 66700      | Repairs & Maintenance Expense | 1/25/16  | 16-0125-01 | PJ   | CARIBBEAN REFRIGERATION & MECH -   |           | 5,088.97   |            |
| 66700      | Repairs & Maintenance Expense | 1/25/16  | 16-0125-02 | PJ   | CARIBBEAN REFRIGERATION & MECH -   |           | 5,812.54   |            |
| 66700      | Repairs & Maintenance Expense |          |            |      | Change                             | 10,901.51 | 10,901.51  |            |
| 80000      | Other Income (Expense)        | 1/1/16   |            |      | Beginning Balance                  |           |            |            |
| 80000      | Other Income (Expense)        | 12/31/16 | JE31       | GENJ | W/O STALE DATED CHECKS IN CLOSEI   |           | 625.79     |            |
| 80000      | Other Income (Expense)        | 12/31/16 | JE31       | GENJ | W/O STALE DATED CHECKS IN CLOSEI   |           | 6,723.15   |            |
| 80000      | Other Income (Expense)        |          |            |      | Change                             |           | 7,348.94   | -7,348.94  |
|            |                               | 12/31/16 |            |      | Ending Balance                     |           |            | -7,348.94  |

**United Corporation West (Pship)**  
**General Ledger**  
**For the Period From Jan 1, 2016 to Dec 31, 2016**

| Account ID | Account Description     | Date            | Reference | Jrnl | Trans Description                   | Debit Amt | Credit Amt   | Balance           |
|------------|-------------------------|-----------------|-----------|------|-------------------------------------|-----------|--------------|-------------------|
| 10300      | Cash - Bank Op'g 6269   | 1/1/16          |           |      | Beginning Balance                   |           |              | -4,846.12         |
| 10300      | Cash - Bank Op'g 6269   | 12/31/16        | JE31      | GENJ | CLR STALE DATED CHECKS IN CLOSED    | 4,846.12  |              |                   |
| 10300      | Cash - Bank Op'g 6269   |                 |           |      | Change                              | 4,846.12  |              | 4,846.12          |
| 10600      | Cash - Bank Claims 9091 | 1/1/16          |           |      | Beginning Balance                   |           |              | 1,648,436.13      |
| 10600      | Cash - Bank Claims 9091 | 1/5/16          | 283       | GENJ | EDGAR ROSS (INV #4 MASTER FEES)     |           | 43,300.00    |                   |
| 10600      | Cash - Bank Claims 9091 | 1/5/16          | 284       | GENJ | TOPA PROPERTIES (JAN RENT)          |           | 733.33       |                   |
| 10600      | Cash - Bank Claims 9091 | 1/25/16         | 285       | GENJ | CRMVI LLC INV 4783 PD BY CRA FOR S1 |           | 5,088.97     |                   |
| 10600      | Cash - Bank Claims 9091 | 1/25/16         | 286       | GENJ | CRMVI LLC INV 4984 PD BY CRA FOR S1 |           | 5,812.54     |                   |
| 10600      | Cash - Bank Claims 9091 | 1/25/16         | 291       | GENJ | UNITED CORP 12/31/15 AP BAL PD BY C |           | 65,294.61    |                   |
| 10600      | Cash - Bank Claims 9091 | 1/25/16         | 288       | CDJ  | BECKSTEDT & ASSOCIATES              |           | 950.00       |                   |
| 10600      | Cash - Bank Claims 9091 | 1/25/16         | 289       | CDJ  | BECKSTEDT & ASSOCIATES              |           | 1,372.50     |                   |
| 10600      | Cash - Bank Claims 9091 | 1/25/16         | 290       | CDJ  | BECKSTEDT & ASSOCIATES              |           | 540.00       |                   |
| 10600      | Cash - Bank Claims 9091 | 1/25/16         | 287       | CDJ  | AMERICAN MEDIATION INSTITUTE        |           | 1,397.50     |                   |
| 10600      | Cash - Bank Claims 9091 | 1/28/16         | JE28      | GENJ | INTER OCEAN 2015 REFUND             | 38,656.52 |              |                   |
| 10600      | Cash - Bank Claims 9091 | 2/8/16          | CRA294    | GENJ | TOPA PROPERTIES (PSHIP DOC STORA    |           | 733.33       |                   |
| 10600      | Cash - Bank Claims 9091 | 2/8/16          | CRA293    | GENJ | US CUSTOMS (STT PENALTY RE SHPT I   |           | 2,250.00     |                   |
| 10600      | Cash - Bank Claims 9091 | 3/9/16          | 295       | GENJ | TOPA PROPERTIES MAR 2016 RENT       |           | 733.33       |                   |
| 10600      | Cash - Bank Claims 9091 | 3/9/16          | 296       | GENJ | TOPA PROPERTIES APR 2016 RENT       |           | 733.33       |                   |
| 10600      | Cash - Bank Claims 9091 | 3/9/16          | 297       | GENJ | UNITED CORP 2/29/16 AP BAL PD BY CF |           | 66,559.67    |                   |
| 10600      | Cash - Bank Claims 9091 | 3/11/16         | 298       | CDJ  | BECKSTEDT & ASSOCIATES              |           | 21,408.00    |                   |
| 10600      | Cash - Bank Claims 9091 | 3/11/16         | 299       | GENJ | WE ARE WINE LLC PMT BY CRA FOR S1   |           | 2,704.79     |                   |
| 10600      | Cash - Bank Claims 9091 | 4/1/16          | 300       | GENJ | YUSUF - 2015 PTR TAX DISTR          |           | 282,266.73   |                   |
| 10600      | Cash - Bank Claims 9091 | 4/1/16          | 301       | GENJ | HAMED - 2015 PTR TAX DISTR          |           | 282,266.73   |                   |
| 10600      | Cash - Bank Claims 9091 | 4/1/16          | 302       | GENJ | UNITED CORP BAL DUE 3/31 AP AGING   |           | 41,320.75    |                   |
| 10600      | Cash - Bank Claims 9091 | 4/1/16          | 303       | CDJ  | BECKSTEDT & ASSOCIATES              |           | 17,403.00    |                   |
| 10600      | Cash - Bank Claims 9091 | 4/1/16          | 304       | CDJ  | KAC357 LLC                          |           | 3,115.33     |                   |
| 10600      | Cash - Bank Claims 9091 | 4/2/16          | 305       | CDJ  | DUDLEY TOPPER AND FEUERZEIG LL      |           | 9,680.00     |                   |
| 10600      | Cash - Bank Claims 9091 | 5/11/16         | SJ11      | GENJ | IRS REFUND RE 2012 FORM 940         | 10,184.54 |              |                   |
| 10600      | Cash - Bank Claims 9091 | 5/11/16         | 307       | CDJ  | BECKSTEDT & ASSOCIATES              |           | 2,390.00     |                   |
| 10600      | Cash - Bank Claims 9091 | 5/11/16         | 306       | GENJ | TOPA PROPERTIES - DOC WHSE (MAY)    |           | 733.33       |                   |
| 10600      | Cash - Bank Claims 9091 | 6/10/16         | 308       | CDJ  | BECKSTEDT & ASSOCIATES              |           | 3,630.00     |                   |
| 10600      | Cash - Bank Claims 9091 | 6/10/16         | 309       | CDJ  | EDGAR D. ROSS                       |           | 36,200.00    |                   |
| 10600      | Cash - Bank Claims 9091 | 6/10/16         | 310       | CDJ  | TOPA PROPERTIES                     |           | 765.61       |                   |
| 10600      | Cash - Bank Claims 9091 | 6/10/16         | 311       | CDJ  | TOPA PROPERTIES                     |           | 741.40       |                   |
| 10600      | Cash - Bank Claims 9091 | 6/10/16         | 312       | CDJ  | UNITED CORPORATION                  |           | 65,653.79    |                   |
| 10600      | Cash - Bank Claims 9091 | 6/10/16         | 313       | CDJ  | V.I. EMPLOYMENT SECURITY AGENC      |           | 12,082.65    |                   |
| 10600      | Cash - Bank Claims 9091 | 6/10/16         | 314       | CDJ  | V.I. EMPLOYMENT SECURITY AGENC      |           | 240.00       |                   |
| 10600      | Cash - Bank Claims 9091 | 6/10/16         | 315       | CDJ  | V.I. EMPLOYMENT SECURITY AGENC      |           | 725.00       |                   |
| 10600      | Cash - Bank Claims 9091 | 8/9/16          | 316       | CDJ  | TOPA PROPERTIES                     |           | 741.40       |                   |
| 10600      | Cash - Bank Claims 9091 | 8/9/16          | 317       | CDJ  | TOPA PROPERTIES                     |           | 741.40       |                   |
| 10600      | Cash - Bank Claims 9091 | 8/9/16          | 318       | CDJ  | BECKSTEDT & ASSOCIATES              |           | 8,991.30     |                   |
| 10600      | Cash - Bank Claims 9091 | 8/9/16          | 319       | CDJ  | UNITED CORPORATION                  |           | 50,000.00    |                   |
| 10600      | Cash - Bank Claims 9091 | 8/12/16         | 320       | CDJ  | BECKSTEDT & ASSOCIATES              |           | 1,240.50     |                   |
| 10600      | Cash - Bank Claims 9091 | 8/12/16         | 321       | CDJ  | UNITED CORPORATION                  |           | 71,280.75    |                   |
| 10600      | Cash - Bank Claims 9091 | 8/30/16         | 322       | CDJ  | UNITED CORPORATION                  |           | 40.00        |                   |
| 10600      | Cash - Bank Claims 9091 | 8/30/16         | 323       | CDJ  | LINDA ESPRIT                        |           | 397.61       |                   |
| 10600      | Cash - Bank Claims 9091 | 8/30/16         | 324       | CDJ  | BECKSTEDT & ASSOCIATES              |           | 2,427.50     |                   |
| 10600      | Cash - Bank Claims 9091 | 8/30/16         | 325       | CDJ  | SOURCE ACCOUNTING                   |           | 1,550.00     |                   |
| 10600      | Cash - Bank Claims 9091 | 9/30/16         | JE30      | GENJ | VOID CK 227 THAT GALLOW'S BAY BAK   | 65.72     |              |                   |
| 10600      | Cash - Bank Claims 9091 | 10/7/16         | 326       | CDJ  | UNITED CORPORATION                  |           | 60,904.49    |                   |
| 10600      | Cash - Bank Claims 9091 | 10/7/16         | 327       | CDJ  | BECKSTEDT & ASSOCIATES              |           | 495.00       |                   |
| 10600      | Cash - Bank Claims 9091 | 10/7/16         | 328       | CDJ  | TOPA PROPERTIES                     |           | 2,224.20     |                   |
| 10600      | Cash - Bank Claims 9091 | 11/3/16         | 329       | CDJ  | V.I. EMPLOYMENT SECURITY AGENC      |           | 1,273.38     |                   |
| 10600      | Cash - Bank Claims 9091 | 11/23/16        | 331       | CDJ  | LEWIS CONSULTING LLC                |           | 3,800.00     |                   |
| 10600      | Cash - Bank Claims 9091 | 11/23/16        | 332       | CDJ  | UNITED CORPORATION                  |           | 27,124.12    |                   |
| 10600      | Cash - Bank Claims 9091 | 12/6/16         | 330       | CDJ  | V.I. EMPLOYMENT SECURITY AGENC      |           | 24,930.39    |                   |
| 10600      | Cash - Bank Claims 9091 | 12/6/16         | 333       | CDJ  | LEWIS CONSULTING LLC                |           | 5,000.00     |                   |
| 10600      | Cash - Bank Claims 9091 | 12/6/16         | 334       | CDJ  | BECKSTEDT & ASSOCIATES              |           | 1,192.50     |                   |
| 10600      | Cash - Bank Claims 9091 |                 |           |      | Change                              | 48,906.78 | 1,243,180.76 | -1,194,273.98     |
|            |                         | <b>12/31/16</b> |           |      | <b>Ending Balance</b>               |           |              | <b>454,162.15</b> |
| 10700      | Cash - Bank Liquid 9075 | 1/1/16          |           |      | Beginning Balance                   |           |              | 125,605.24        |
| 10700      | Cash - Bank Liquid 9075 | 1/31/16         | JE31      | GENJ | BANCO 9075 SVC FEE                  |           | 20.00        |                   |
| 10700      | Cash - Bank Liquid 9075 | 2/29/16         | JE29      | GENJ | BANCO 9075 SVC FEE                  |           | 20.00        |                   |
| 10700      | Cash - Bank Liquid 9075 | 3/31/16         | JE31      | GENJ | BANCO 9075 SVC CHARGE               |           | 20.00        |                   |
| 10700      | Cash - Bank Liquid 9075 | 4/30/16         | JE30      | GENJ | BANCO 9075 SVC CHARGE               |           | 20.00        |                   |
| 10700      | Cash - Bank Liquid 9075 | 5/31/16         | JE31      | GENJ | SVC CHARGES                         |           | 20.00        |                   |
| 10700      | Cash - Bank Liquid 9075 | 6/30/16         | JE30      | GENJ | SVC CHARGES                         |           | 20.00        |                   |
| 10700      | Cash - Bank Liquid 9075 | 7/31/16         | JE31      | GENJ | BANCO 9075 SVC FEE                  |           | 20.00        |                   |
| 10700      | Cash - Bank Liquid 9075 | 8/31/16         | JE31      | GENJ | STD MONTHLY BK FEE                  |           | 20.00        |                   |
| 10700      | Cash - Bank Liquid 9075 | 9/30/16         | JE30      | GENJ | STD MONTHLY BANK FEE                |           | 20.00        |                   |
| 10700      | Cash - Bank Liquid 9075 | 10/31/16        | JE30      | GENJ | SVC CHARGES                         |           | 20.00        |                   |
| 10700      | Cash - Bank Liquid 9075 | 11/30/16        | JE30      | GENJ | BANCO SVC CHG                       |           | 20.00        |                   |
| 10700      | Cash - Bank Liquid 9075 | 12/31/16        | JE31      | GENJ | BANCO FEE                           |           | 20.00        |                   |
| 10700      | Cash - Bank Liquid 9075 |                 |           |      | Change                              |           | 240.00       | -240.00           |

| Account ID | Account Description           | Date            | Reference    | Jrnl | Trans Description                   | Debit Amt    | Credit Amt   | Balance             |
|------------|-------------------------------|-----------------|--------------|------|-------------------------------------|--------------|--------------|---------------------|
|            |                               | <b>12/31/16</b> |              |      | <b>Ending Balance</b>               |              |              | <b>125,365.24</b>   |
| 11000      | Accounts Receivable - Trade   | 4/1/16          |              |      | Beginning Balance                   |              |              |                     |
| 11000      | Accounts Receivable - Trade   | 4/22/16         | 8 602 8 80CM | SJ   | LUTHERAN SOCIAL SERVICES OF TH      |              | 1,246.21     |                     |
| 11000      | Accounts Receivable - Trade   | 4/22/16         | JE22         | GENJ | LUTHERAN FAM RECOVERY REVERSE       | 1,246.21     |              |                     |
| 11000      | Accounts Receivable - Trade   |                 |              |      | Change                              | 1,246.21     | 1,246.21     |                     |
| 13000      | POS In-Store Charges          | 4/1/16          |              |      | Beginning Balance                   |              |              |                     |
| 13000      | POS In-Store Charges          | 4/22/16         | 8 602 8 80CM | SJ   | LUTHERAN SOCIAL SERVICES OF TH - I  | 1,246.21     |              |                     |
| 13000      | POS In-Store Charges          | 4/22/16         | JE22         | GENJ | LUTHERAN FAM SVCS REC'D BY UNITE    |              | 1,246.21     |                     |
| 13000      | POS In-Store Charges          |                 |              |      | Change                              | 1,246.21     | 1,246.21     |                     |
| 13100      | Prepaid Insurance             | 1/1/16          |              |      | Beginning Balance                   |              |              | 38,656.92           |
| 13100      | Prepaid Insurance             | 1/28/16         | JE28         | GENJ | INTER OCEAN 2015 REFUND             |              | 4,865.21     |                     |
| 13100      | Prepaid Insurance             | 1/28/16         | JE28         | GENJ | INTER OCEAN 2015 REFUND             |              | 19,218.81    |                     |
| 13100      | Prepaid Insurance             | 1/28/16         | JE28         | GENJ | INTER OCEAN 2015 REFUND             |              | 14,572.50    |                     |
| 13100      | Prepaid Insurance             | 1/28/16         | JE28         | GENJ | EXPENSE NOMINAL PREPAID INSUR RE    |              | 0.40         |                     |
| 13100      | Prepaid Insurance             |                 |              |      | Change                              |              | 38,656.92    | -38,656.92          |
| 14600      | Due from (to) Hamed           | 1/1/16          |              |      | Beginning Balance                   |              |              | 524.67              |
| 14600      | Due from (to) Hamed           | 2/29/16         | 16-0229-01   | PJ   | KAC357 LLC - CHG FOR VERA CRUZ \$ F |              | 99.14        |                     |
| 14600      | Due from (to) Hamed           | 2/29/16         | 16-0229-01   | PJ   | KAC357 LLC - CHG FOR VERA CRUZ \$ F |              | 221.95       |                     |
| 14600      | Due from (to) Hamed           | 2/29/16         | 16-0229-01   | PJ   | KAC357 LLC - CHG FOR VERA CRUZ \$ F |              | 203.58       |                     |
| 14600      | Due from (to) Hamed           |                 |              |      | Change                              |              | 524.67       | -524.67             |
| 15100      | Marketable Securities - BPPR  | 1/1/16          |              |      | Beginning Balance                   |              |              | 8,091,374.55        |
| 15100      | Marketable Securities - BPPR  | 1/31/16         | SJE03        | GENJ | POST BPPR NET MONTHLY ACTIVITY      |              | 64,020.12    |                     |
| 15100      | Marketable Securities - BPPR  | 2/1/16          | SJE03        | GENJ | POST BPPR NET MONTHLY ACTIVITY      | 64,020.12    |              |                     |
| 15100      | Marketable Securities - BPPR  | 2/29/16         | SJE03        | GENJ | POST BPPR NET MONTHLY ACTIVITY      |              | 47,194.14    |                     |
| 15100      | Marketable Securities - BPPR  | 3/1/16          | SJE03        | GENJ | POST BPPR NET MONTHLY ACTIVITY      | 47,194.14    |              |                     |
| 15100      | Marketable Securities - BPPR  | 3/31/16         | SJE03        | GENJ | POST BPPR NET MONTHLY ACTIVITY      | 126,945.30   |              |                     |
| 15100      | Marketable Securities - BPPR  | 4/1/16          | SJE03        | GENJ | POST BPPR NET MONTHLY ACTIVITY      |              | 126,945.30   |                     |
| 15100      | Marketable Securities - BPPR  | 4/30/16         | SJE03        | GENJ | POST BPPR NET MONTHLY ACTIVITY      | 169,714.44   |              |                     |
| 15100      | Marketable Securities - BPPR  | 5/1/16          | SJE03        | GENJ | POST BPPR NET MONTHLY ACTIVITY      |              | 169,714.44   |                     |
| 15100      | Marketable Securities - BPPR  | 5/31/16         | SJE103       | GENJ | POST BPPR NET MONTHLY ACTIVITY      | 181,350.90   |              |                     |
| 15100      | Marketable Securities - BPPR  | 6/1/16          | SJE103       | GENJ | POST BPPR NET MONTHLY ACTIVITY      |              | 181,350.90   |                     |
| 15100      | Marketable Securities - BPPR  | 6/30/16         | SJE103       | GENJ | POST BPPR NET MONTHLY ACTIVITY      | 251,662.21   |              |                     |
| 15100      | Marketable Securities - BPPR  | 7/1/16          | SJE103       | GENJ | POST BPPR NET MONTHLY ACTIVITY      |              | 251,662.21   |                     |
| 15100      | Marketable Securities - BPPR  | 7/31/16         | XJE103       | GENJ | POST BPPR NET MONTHLY ACTIVITY      | 360,620.80   |              |                     |
| 15100      | Marketable Securities - BPPR  | 8/1/16          | XJE103       | GENJ | POST BPPR NET MONTHLY ACTIVITY      |              | 360,620.80   |                     |
| 15100      | Marketable Securities - BPPR  | 8/31/16         | XJE103       | GENJ | POST BPPR NET MONTHLY ACTIVITY      | 377,294.04   |              |                     |
| 15100      | Marketable Securities - BPPR  | 9/1/16          | XJE103       | GENJ | POST BPPR NET MONTHLY ACTIVITY      |              | 377,294.04   |                     |
| 15100      | Marketable Securities - BPPR  | 9/30/16         | XJE103       | GENJ | POST BPPR NET MONTHLY ACTIVITY      | 377,087.52   |              |                     |
| 15100      | Marketable Securities - BPPR  | 10/1/16         | XJE103       | GENJ | POST BPPR NET MONTHLY ACTIVITY      |              | 377,087.52   |                     |
| 15100      | Marketable Securities - BPPR  | 10/31/16        | XJE103       | GENJ | POST BPPR NET MONTHLY ACTIVITY      | 271,896.56   |              |                     |
| 15100      | Marketable Securities - BPPR  | 11/1/16         | XJE103       | GENJ | POST BPPR NET MONTHLY ACTIVITY      |              | 271,896.56   |                     |
| 15100      | Marketable Securities - BPPR  | 11/30/16        | XJE103       | GENJ | POST BPPR NET MONTHLY ACTIVITY      | 200,497.35   |              |                     |
| 15100      | Marketable Securities - BPPR  | 12/1/16         | XJE103       | GENJ | POST BPPR NET MONTHLY ACTIVITY      |              | 200,497.35   |                     |
| 15100      | Marketable Securities - BPPR  | 12/31/16        | XJE103       | GENJ | POST BPPR NET MONTHLY ACTIVITY      | 278,027.12   |              |                     |
| 15100      | Marketable Securities - BPPR  |                 |              |      | Change                              | 2,706,310.50 | 2,428,283.38 | 278,027.12          |
|            |                               | <b>12/31/16</b> |              |      | <b>Ending Balance</b>               |              |              | <b>8,369,401.67</b> |
| 15150      | Unrealized (Gain) Loss - BPPR | 1/1/16          |              |      | Beginning Balance                   |              |              | 72,824.35           |
| 15150      | Unrealized (Gain) Loss - BPPR | 1/31/16         | SJE03        | GENJ | POST BPPR NET MONTHLY ACTIVITY      | 65,944.13    |              |                     |
| 15150      | Unrealized (Gain) Loss - BPPR | 2/1/16          | SJE03        | GENJ | POST BPPR NET MONTHLY ACTIVITY      |              | 65,944.13    |                     |
| 15150      | Unrealized (Gain) Loss - BPPR | 2/29/16         | SJE03        | GENJ | POST BPPR NET MONTHLY ACTIVITY      | 59,688.62    |              |                     |
| 15150      | Unrealized (Gain) Loss - BPPR | 3/1/16          | SJE03        | GENJ | POST BPPR NET MONTHLY ACTIVITY      |              | 59,688.62    |                     |
| 15150      | Unrealized (Gain) Loss - BPPR | 3/31/16         | SJE03        | GENJ | POST BPPR NET MONTHLY ACTIVITY      | 89,362.61    |              |                     |
| 15150      | Unrealized (Gain) Loss - BPPR | 4/1/16          | SJE03        | GENJ | POST BPPR NET MONTHLY ACTIVITY      |              | 89,362.61    |                     |
| 15150      | Unrealized (Gain) Loss - BPPR | 4/30/16         | SJE03        | GENJ | POST BPPR NET MONTHLY ACTIVITY      | 144,441.89   |              |                     |
| 15150      | Unrealized (Gain) Loss - BPPR | 5/1/16          | SJE03        | GENJ | POST BPPR NET MONTHLY ACTIVITY      |              | 144,441.89   |                     |
| 15150      | Unrealized (Gain) Loss - BPPR | 5/31/16         | SJE103       | GENJ | POST BPPR NET MONTHLY ACTIVITY      | 145,155.98   |              |                     |
| 15150      | Unrealized (Gain) Loss - BPPR | 6/1/16          | SJE103       | GENJ | POST BPPR NET MONTHLY ACTIVITY      |              | 145,155.98   |                     |
| 15150      | Unrealized (Gain) Loss - BPPR | 6/30/16         | SJE103       | GENJ | POST BPPR NET MONTHLY ACTIVITY      | 173,203.09   |              |                     |
| 15150      | Unrealized (Gain) Loss - BPPR | 7/1/16          | SJE103       | GENJ | POST BPPR NET MONTHLY ACTIVITY      |              | 173,203.09   |                     |
| 15150      | Unrealized (Gain) Loss - BPPR | 7/31/16         | XJE103       | GENJ | POST BPPR NET MONTHLY ACTIVITY      | 286,099.49   |              |                     |
| 15150      | Unrealized (Gain) Loss - BPPR | 8/1/16          | XJE103       | GENJ | POST BPPR NET MONTHLY ACTIVITY      |              | 286,099.49   |                     |
| 15150      | Unrealized (Gain) Loss - BPPR | 8/31/16         | XJE103       | GENJ | POST BPPR NET MONTHLY ACTIVITY      | 277,744.04   |              |                     |
| 15150      | Unrealized (Gain) Loss - BPPR | 9/1/16          | XJE103       | GENJ | POST BPPR NET MONTHLY ACTIVITY      |              | 277,744.04   |                     |
| 15150      | Unrealized (Gain) Loss - BPPR | 9/30/16         | XJE103       | GENJ | POST BPPR NET MONTHLY ACTIVITY      | 261,357.04   |              |                     |
| 15150      | Unrealized (Gain) Loss - BPPR | 10/1/16         | XJE103       | GENJ | POST BPPR NET MONTHLY ACTIVITY      |              | 261,357.04   |                     |
| 15150      | Unrealized (Gain) Loss - BPPR | 10/31/16        | XJE103       | GENJ | POST BPPR NET MONTHLY ACTIVITY      | 164,874.05   |              |                     |
| 15150      | Unrealized (Gain) Loss - BPPR | 11/1/16         | XJE103       | GENJ | POST BPPR NET MONTHLY ACTIVITY      |              | 164,874.05   |                     |
| 15150      | Unrealized (Gain) Loss - BPPR | 11/30/16        | XJE103       | GENJ | POST BPPR NET MONTHLY ACTIVITY      | 95,798.09    |              |                     |
| 15150      | Unrealized (Gain) Loss - BPPR | 12/1/16         | XJE103       | GENJ | POST BPPR NET MONTHLY ACTIVITY      |              | 95,798.09    |                     |
| 15150      | Unrealized (Gain) Loss - BPPR | 12/31/16        | XJE103       | GENJ | POST BPPR NET MONTHLY ACTIVITY      | 130,415.13   |              |                     |
| 15150      | Unrealized (Gain) Loss - BPPR |                 |              |      | Change                              | 1,763,669.03 | 1,894,084.16 | -130,415.13         |
|            |                               | <b>12/31/16</b> |              |      | <b>Ending Balance</b>               |              |              | <b>-57,590.78</b>   |
| 20000      | Accounts Payable - Trade      | 1/1/16          |              |      | Beginning Balance                   |              |              | -4,260.00           |
| 20000      | Accounts Payable - Trade      | 1/1/16          | 1932         | PJ   | BECKSTEDT & ASSOCIATES              |              | 135.00       |                     |
| 20000      | Accounts Payable - Trade      | 1/1/16          | 1934         | PJ   | BECKSTEDT & ASSOCIATES              |              | 112.50       |                     |
| 20000      | Accounts Payable - Trade      | 1/1/16          | 1935         | PJ   | BECKSTEDT & ASSOCIATES              |              | 22.50        |                     |
| 20000      | Accounts Payable - Trade      | 1/1/16          | 1936         | PJ   | BECKSTEDT & ASSOCIATES              |              | 1,745.00     |                     |
| 20000      | Accounts Payable - Trade      | 1/1/16          | 1937         | PJ   | BECKSTEDT & ASSOCIATES              |              | 82.00        |                     |
| 20000      | Accounts Payable - Trade      | 1/1/16          | 1763         | PJ   | BECKSTEDT & ASSOCIATES              |              | 400.00       |                     |

| Account ID | Account Description      | Date     | Reference  | Jrnl | Trans Description                                     | Debit Amt | Credit Amt | Balance |
|------------|--------------------------|----------|------------|------|---|-----------|------------|---------|
| 20000      | Accounts Payable - Trade | 1/1/16   | 1762       | PJ   | BECKSTEDT & ASSOCIATES                                |           | 1,095.00   |         |
| 20000      | Accounts Payable - Trade | 1/1/16   | 1761       | PJ   | BECKSTEDT & ASSOCIATES                                |           | 2,890.00   |         |
| 20000      | Accounts Payable - Trade | 1/1/16   | 1759       | PJ   | BECKSTEDT & ASSOCIATES                                |           | 10,855.00  |         |
| 20000      | Accounts Payable - Trade | 1/25/16  | 288        | CDJ  | BECKSTEDT & ASSOCIATES - Invoice: 16-0229-01          | 950.00    |            |         |
| 20000      | Accounts Payable - Trade | 1/25/16  | 289        | CDJ  | BECKSTEDT & ASSOCIATES - Invoice: 16-0229-01          | 1,372.50  |            |         |
| 20000      | Accounts Payable - Trade | 1/25/16  | 290        | CDJ  | BECKSTEDT & ASSOCIATES - Invoice: 16-0229-01          | 540.00    |            |         |
| 20000      | Accounts Payable - Trade | 1/25/16  | 287        | CDJ  | AMERICAN MEDIATION INSTITUTE - Invoice: 16-0229-01    | 1,397.50  |            |         |
| 20000      | Accounts Payable - Trade | 2/4/16   | 1956       | PJ   | BECKSTEDT & ASSOCIATES                                |           | 1,552.50   |         |
| 20000      | Accounts Payable - Trade | 2/4/16   | 1957       | PJ   | BECKSTEDT & ASSOCIATES                                |           | 2,518.50   |         |
| 20000      | Accounts Payable - Trade | 2/29/16  | 16-0229-01 | PJ   | KAC357 LLC  | 524.67    |            |         |
| 20000      | Accounts Payable - Trade | 2/29/16  | 16-0229-02 | PJ   | KAC357 LLC  |           | 3,640.00   |         |
| 20000      | Accounts Payable - Trade | 3/1/16   | 1976       | PJ   | BECKSTEDT & ASSOCIATES                                |           | 11,175.00  |         |
| 20000      | Accounts Payable - Trade | 3/1/16   | 1977       | PJ   | BECKSTEDT & ASSOCIATES                                |           | 6,228.00   |         |
| 20000      | Accounts Payable - Trade | 3/1/16   | 167848     | PJ   | DUDLEY TOPPER AND FEUERZEIG LLC                       |           | 3,280.00   |         |
| 20000      | Accounts Payable - Trade | 3/1/16   | 168038     | PJ   | DUDLEY TOPPER AND FEUERZEIG LLC                       |           | 6,400.00   |         |
| 20000      | Accounts Payable - Trade | 3/11/16  | 298        | CDJ  | BECKSTEDT & ASSOCIATES - Invoice: 16-0229-01          | 112.50    |            |         |
| 20000      | Accounts Payable - Trade | 3/11/16  | 298        | CDJ  | BECKSTEDT & ASSOCIATES - Invoice: 16-0229-01          | 22.50     |            |         |
| 20000      | Accounts Payable - Trade | 3/11/16  | 298        | CDJ  | BECKSTEDT & ASSOCIATES - Invoice: 16-0229-01          | 1,745.00  |            |         |
| 20000      | Accounts Payable - Trade | 3/11/16  | 298        | CDJ  | BECKSTEDT & ASSOCIATES - Invoice: 16-0229-01          | 82.00     |            |         |
| 20000      | Accounts Payable - Trade | 3/11/16  | 298        | CDJ  | BECKSTEDT & ASSOCIATES - Invoice: 16-0229-01          | 135.00    |            |         |
| 20000      | Accounts Payable - Trade | 3/11/16  | 298        | CDJ  | BECKSTEDT & ASSOCIATES - Invoice: 16-0229-01          | 400.00    |            |         |
| 20000      | Accounts Payable - Trade | 3/11/16  | 298        | CDJ  | BECKSTEDT & ASSOCIATES - Invoice: 16-0229-01          | 2,518.50  |            |         |
| 20000      | Accounts Payable - Trade | 3/11/16  | 298        | CDJ  | BECKSTEDT & ASSOCIATES - Invoice: 16-0229-01          | 1,552.50  |            |         |
| 20000      | Accounts Payable - Trade | 3/11/16  | 298        | CDJ  | BECKSTEDT & ASSOCIATES - Invoice: 16-0229-01          | 2,890.00  |            |         |
| 20000      | Accounts Payable - Trade | 3/11/16  | 298        | CDJ  | BECKSTEDT & ASSOCIATES - Invoice: 16-0229-01          | 10,855.00 |            |         |
| 20000      | Accounts Payable - Trade | 3/11/16  | 298        | CDJ  | BECKSTEDT & ASSOCIATES - Invoice: 16-0229-01          | 1,095.00  |            |         |
| 20000      | Accounts Payable - Trade | 4/1/16   | 303        | CDJ  | BECKSTEDT & ASSOCIATES - Invoice: 16-0229-01          | 11,175.00 |            |         |
| 20000      | Accounts Payable - Trade | 4/1/16   | 303        | CDJ  | BECKSTEDT & ASSOCIATES - Invoice: 16-0229-01          | 6,228.00  |            |         |
| 20000      | Accounts Payable - Trade | 4/1/16   | 304        | CDJ  | KAC357 LLC - Invoice: 16-0229-02                      | 3,640.00  |            |         |
| 20000      | Accounts Payable - Trade | 4/1/16   | 304        | CDJ  | KAC357 LLC - Invoice: 16-0229-01                      |           | 524.67     |         |
| 20000      | Accounts Payable - Trade | 4/1/16   | 2010       | PJ   | BECKSTEDT & ASSOCIATES                                |           | 1,215.00   |         |
| 20000      | Accounts Payable - Trade | 4/1/16   | 2008       | PJ   | BECKSTEDT & ASSOCIATES                                |           | 900.00     |         |
| 20000      | Accounts Payable - Trade | 4/1/16   | 2006       | PJ   | BECKSTEDT & ASSOCIATES                                |           | 275.00     |         |
| 20000      | Accounts Payable - Trade | 4/2/16   | 305        | CDJ  | DUDLEY TOPPER AND FEUERZEIG LLC - Invoice: 16-0229-01 | 3,280.00  |            |         |
| 20000      | Accounts Payable - Trade | 4/2/16   | 305        | CDJ  | DUDLEY TOPPER AND FEUERZEIG LLC - Invoice: 16-0229-01 | 6,400.00  |            |         |
| 20000      | Accounts Payable - Trade | 4/22/16  | 2046       | PJ   | BECKSTEDT & ASSOCIATES                                |           | 3,300.00   |         |
| 20000      | Accounts Payable - Trade | 4/22/16  | 2048       | PJ   | BECKSTEDT & ASSOCIATES                                |           | 330.00     |         |
| 20000      | Accounts Payable - Trade | 5/11/16  | 307        | CDJ  | BECKSTEDT & ASSOCIATES - Invoice: 16-0229-01          | 275.00    |            |         |
| 20000      | Accounts Payable - Trade | 5/11/16  | 307        | CDJ  | BECKSTEDT & ASSOCIATES - Invoice: 16-0229-01          | 1,215.00  |            |         |
| 20000      | Accounts Payable - Trade | 5/11/16  | 307        | CDJ  | BECKSTEDT & ASSOCIATES - Invoice: 16-0229-01          | 900.00    |            |         |
| 20000      | Accounts Payable - Trade | 6/1/16   | 16-0601    | PJ   | TOPA PROPERTIES                                       |           | 765.61     |         |
| 20000      | Accounts Payable - Trade | 6/1/16   | 16-0701    | PJ   | TOPA PROPERTIES                                       |           | 741.40     |         |
| 20000      | Accounts Payable - Trade | 6/4/16   | 2093       | PJ   | BECKSTEDT & ASSOCIATES                                |           | 925.00     |         |
| 20000      | Accounts Payable - Trade | 6/4/16   | 2095       | PJ   | BECKSTEDT & ASSOCIATES                                |           | 315.50     |         |
| 20000      | Accounts Payable - Trade | 6/8/16   | 5          | PJ   | EDGAR D. ROSS   |           | 36,200.00  |         |
| 20000      | Accounts Payable - Trade | 6/10/16  | 308        | CDJ  | BECKSTEDT & ASSOCIATES - Invoice: 16-0229-01          | 3,300.00  |            |         |
| 20000      | Accounts Payable - Trade | 6/10/16  | 308        | CDJ  | BECKSTEDT & ASSOCIATES - Invoice: 16-0229-01          | 330.00    |            |         |
| 20000      | Accounts Payable - Trade | 6/10/16  | 309        | CDJ  | EDGAR D. ROSS - Invoice: 5                            | 36,200.00 |            |         |
| 20000      | Accounts Payable - Trade | 6/10/16  | 310        | CDJ  | TOPA PROPERTIES - Invoice: 16-0601                    | 765.61    |            |         |
| 20000      | Accounts Payable - Trade | 6/10/16  | 311        | CDJ  | TOPA PROPERTIES - Invoice: 16-0701                    | 741.40    |            |         |
| 20000      | Accounts Payable - Trade | 7/8/16   | 2127       | PJ   | BECKSTEDT & ASSOCIATES                                |           | 8,496.30   |         |
| 20000      | Accounts Payable - Trade | 7/8/16   | 2129       | PJ   | BECKSTEDT & ASSOCIATES                                |           | 395.00     |         |
| 20000      | Accounts Payable - Trade | 7/8/16   | 2130       | PJ   | BECKSTEDT & ASSOCIATES                                |           | 100.00     |         |
| 20000      | Accounts Payable - Trade | 7/30/16  | 2159       | PJ   | BECKSTEDT & ASSOCIATES                                |           | 75.00      |         |
| 20000      | Accounts Payable - Trade | 7/30/16  | 2160       | PJ   | BECKSTEDT & ASSOCIATES                                |           | 2,352.50   |         |
| 20000      | Accounts Payable - Trade | 8/1/16   | 16-0801-01 | PJ   | TOPA PROPERTIES                                       |           | 741.40     |         |
| 20000      | Accounts Payable - Trade | 8/9/16   | 316        | CDJ  | TOPA PROPERTIES - Invoice: 16-0801-01                 | 741.40    |            |         |
| 20000      | Accounts Payable - Trade | 8/9/16   | 317        | CDJ  | TOPA PROPERTIES - Invoice: 16-0901-01                 | 741.40    |            |         |
| 20000      | Accounts Payable - Trade | 8/9/16   | 318        | CDJ  | BECKSTEDT & ASSOCIATES - Invoice: 2                   | 100.00    |            |         |
| 20000      | Accounts Payable - Trade | 8/9/16   | 318        | CDJ  | BECKSTEDT & ASSOCIATES - Invoice: 2                   | 395.00    |            |         |
| 20000      | Accounts Payable - Trade | 8/9/16   | 318        | CDJ  | BECKSTEDT & ASSOCIATES - Invoice: 2                   | 8,496.30  |            |         |
| 20000      | Accounts Payable - Trade | 8/12/16  | 320        | CDJ  | BECKSTEDT & ASSOCIATES - Invoice: 2                   | 925.00    |            |         |
| 20000      | Accounts Payable - Trade | 8/12/16  | 320        | CDJ  | BECKSTEDT & ASSOCIATES - Invoice: 2                   | 315.50    |            |         |
| 20000      | Accounts Payable - Trade | 8/17/16  | 16-0817-01 | PJ   | SOURCE ACCOUNTING                                     |           | 1,550.00   |         |
| 20000      | Accounts Payable - Trade | 8/30/16  | 324        | CDJ  | BECKSTEDT & ASSOCIATES - Invoice: 2                   | 2,352.50  |            |         |
| 20000      | Accounts Payable - Trade | 8/30/16  | 324        | CDJ  | BECKSTEDT & ASSOCIATES - Invoice: 2                   | 75.00     |            |         |
| 20000      | Accounts Payable - Trade | 8/30/16  | 325        | CDJ  | SOURCE ACCOUNTING - Invoice: 16-081                   | 1,550.00  |            |         |
| 20000      | Accounts Payable - Trade | 9/1/16   | 16-0901-01 | PJ   | TOPA PROPERTIES                                       |           | 741.40     |         |
| 20000      | Accounts Payable - Trade | 9/8/16   | 2193       | PJ   | BECKSTEDT & ASSOCIATES                                |           | 495.00     |         |
| 20000      | Accounts Payable - Trade | 10/1/16  | 16-1001-01 | PJ   | TOPA PROPERTIES                                       |           | 741.40     |         |
| 20000      | Accounts Payable - Trade | 10/7/16  | 327        | CDJ  | BECKSTEDT & ASSOCIATES - Invoice: 2                   | 495.00    |            |         |
| 20000      | Accounts Payable - Trade | 10/7/16  | 328        | CDJ  | TOPA PROPERTIES - Invoice: 16-1001-01                 | 741.40    |            |         |
| 20000      | Accounts Payable - Trade | 10/7/16  | 328        | CDJ  | TOPA PROPERTIES - Invoice: 16-1201-01                 | 741.40    |            |         |
| 20000      | Accounts Payable - Trade | 10/7/16  | 328        | CDJ  | TOPA PROPERTIES - Invoice: 16-1101-01                 | 741.40    |            |         |
| 20000      | Accounts Payable - Trade | 10/27/16 | 16-1027-01 | PJ   | V.I. EMPLOYMENT SECURITY AGENC                        |           | 1,273.38   |         |
| 20000      | Accounts Payable - Trade | 10/31/16 | 2016-01    | PJ   | LEWIS CONSULTING LLC                                  |           | 3,800.00   |         |
| 20000      | Accounts Payable - Trade | 11/1/16  | 16-1101-01 | PJ   | TOPA PROPERTIES                                       |           | 741.40     |         |
| 20000      | Accounts Payable - Trade | 11/3/16  | 329        | CDJ  | V.I. EMPLOYMENT SECURITY AGENC - I                    | 1,273.38  |            |         |
| 20000      | Accounts Payable - Trade | 11/3/16  | 2258       | PJ   | BECKSTEDT & ASSOCIATES                                |           | 1,192.50   |         |

| Account ID | Account Description           | Date            | Reference  | Jrnl | Trans Description                    | Debit Amt  | Credit Amt | Balance               |
|------------|-------------------------------|-----------------|------------|------|--------------------------------------|------------|------------|-----------------------|
| 20000      | Accounts Payable - Trade      | 11/23/16        | 331        | CDJ  | LEWIS CONSULTING LLC - Invoice: 2016 | 3,800.00   |            |                       |
| 20000      | Accounts Payable - Trade      | 11/30/16        | 2016-02    | PJ   | LEWIS CONSULTING LLC                 |            | 5,000.00   |                       |
| 20000      | Accounts Payable - Trade      | 11/30/16        | 16-1130    | PJ   | V.I. EMPLOYMENT SECURITY AGENC       |            | 24,930.39  |                       |
| 20000      | Accounts Payable - Trade      | 12/1/16         | 16-1201-01 | PJ   | TOPA PROPERTIES                      |            | 741.40     |                       |
| 20000      | Accounts Payable - Trade      | 12/4/16         | 2276       | PJ   | BECKSTEDT & ASSOCIATES               |            | 1,437.50   |                       |
| 20000      | Accounts Payable - Trade      | 12/6/16         | 330        | CDJ  | V.I. EMPLOYMENT SECURITY AGENC - I   | 24,930.39  |            |                       |
| 20000      | Accounts Payable - Trade      | 12/6/16         | 333        | CDJ  | LEWIS CONSULTING LLC - Invoice: 2016 | 5,000.00   |            |                       |
| 20000      | Accounts Payable - Trade      | 12/6/16         | 334        | CDJ  | BECKSTEDT & ASSOCIATES - Invoice: 2  | 1,192.50   |            |                       |
| 20000      | Accounts Payable - Trade      |                 |            |      | Change                               | 155,250.25 | 152,427.75 | 2,822.50              |
|            |                               | <b>12/31/16</b> |            |      | <b>Ending Balance</b>                |            |            | <b>-1,437.50</b>      |
| 23000      | Accrued Expenses              | 1/1/16          |            |      | Beginning Balance                    |            |            | -53,300.00            |
| 23000      | Accrued Expenses              | 1/5/16          | 283        | GENJ | EDGAR ROSS (INV #4 MASTER FEES)      | 43,300.00  |            |                       |
| 23000      | Accrued Expenses              |                 |            |      | Change                               | 43,300.00  |            | 43,300.00             |
|            |                               | <b>12/31/16</b> |            |      | <b>Ending Balance</b>                |            |            | <b>-10,000.00</b>     |
| 28600      | Pship Claims Reserve Clearing | 1/1/16          |            |      | Beginning Balance                    |            |            |                       |
| 28600      | Pship Claims Reserve Clearing | 1/25/16         | 285        | GENJ | CRMVI LLC INV 4783 PD BY CRA FOR S   | 5,088.97   |            |                       |
| 28600      | Pship Claims Reserve Clearing | 1/25/16         | 286        | GENJ | CRMVI LLC INV 4984 PD BY CRA FOR S   | 5,812.54   |            |                       |
| 28600      | Pship Claims Reserve Clearing | 1/25/16         | 291        | GENJ | UNITED CORP 12/31/15 AP BAL PD BY C  | 65,294.61  |            |                       |
| 28600      | Pship Claims Reserve Clearing | 2/8/16          | CRA293     | GENJ | US CUSTOMS (STT PENALTY RE SHPT I    | 2,250.00   |            |                       |
| 28600      | Pship Claims Reserve Clearing | 2/29/16         | 16-0229-02 | PJ   | KAC357 LLC - PSHIP GIFT CERTS REDE   | 3,640.00   |            |                       |
| 28600      | Pship Claims Reserve Clearing | 3/9/16          | 297        | GENJ | UNITED CORP 2/29/16 AP BAL PD BY CF  | 66,559.67  |            |                       |
| 28600      | Pship Claims Reserve Clearing | 3/11/16         | 299        | GENJ | WE ARE WINE LLC PMT BY CRA FOR S1    | 2,704.79   |            |                       |
| 28600      | Pship Claims Reserve Clearing | 4/1/16          | 302        | GENJ | UNITED CORP BAL DUE 3/31 AP AGING    | 41,320.75  |            |                       |
| 28600      | Pship Claims Reserve Clearing | 4/22/16         | JE22       | GENJ | LUTHERAN FAM SVCS REC'D BY UNITE     | 1,246.21   |            |                       |
| 28600      | Pship Claims Reserve Clearing | 6/10/16         | 312        | CDJ  | UNITED CORPORATION - UNITED EAST     | 65,653.79  |            |                       |
| 28600      | Pship Claims Reserve Clearing | 8/9/16          | 319        | CDJ  | UNITED CORPORATION - JONES V UNIT    | 50,000.00  |            |                       |
| 28600      | Pship Claims Reserve Clearing | 8/12/16         | 321        | CDJ  | UNITED CORPORATION - JUNE & JULY 1   | 71,280.75  |            |                       |
| 28600      | Pship Claims Reserve Clearing | 8/30/16         | 322        | CDJ  | UNITED CORPORATION                   | 40.00      |            |                       |
| 28600      | Pship Claims Reserve Clearing | 10/7/16         | 326        | CDJ  | UNITED CORPORATION - PAID 9/30/16 A  | 60,904.49  |            |                       |
| 28600      | Pship Claims Reserve Clearing | 11/23/16        | 332        | CDJ  | UNITED CORPORATION - AP BALANCE /    | 27,124.12  |            |                       |
| 28600      | Pship Claims Reserve Clearing |                 |            |      | Change                               | 468,920.69 |            | 468,920.69            |
|            |                               | <b>12/31/16</b> |            |      | <b>Ending Balance</b>                |            |            | <b>468,920.69</b>     |
| 30000      | Common Stock                  | 1/1/16          |            |      | Beginning Balance                    |            |            | -200,000.00           |
|            |                               | <b>12/31/16</b> |            |      | <b>Ending Balance</b>                |            |            | <b>-200,000.00</b>    |
| 31000      | Additional Paid-In Capital    | 1/1/16          |            |      | Beginning Balance                    |            |            | -12,454,539.26        |
|            |                               | <b>12/31/16</b> |            |      | <b>Ending Balance</b>                |            |            | <b>-12,454,539.26</b> |
| 32000      | Less Cost of Treasury Stock   | 1/1/16          |            |      | Beginning Balance                    |            |            | 400,000.00            |
|            |                               | <b>12/31/16</b> |            |      | <b>Ending Balance</b>                |            |            | <b>400,000.00</b>     |
| 33000      | Dividend Distributions        | 1/1/16          |            |      | Beginning Balance                    |            |            |                       |
| 33000      | Dividend Distributions        | 4/1/16          | 300        | GENJ | YUSUF - 2015 PTR TAX DISTR           | 282,266.73 |            |                       |
| 33000      | Dividend Distributions        | 4/1/16          | 301        | GENJ | HAMED - 2015 PTR TAX DISTR           | 282,266.73 |            |                       |
| 33000      | Dividend Distributions        | 4/22/16         | JE22       | GENJ | LUTHERAN FAM RECOVERY REVERSE        |            | 1,246.21   |                       |
| 33000      | Dividend Distributions        |                 |            |      | Change                               | 564,533.46 | 1,246.21   | 563,287.25            |
|            |                               | <b>12/31/16</b> |            |      | <b>Ending Balance</b>                |            |            | <b>563,287.25</b>     |
| 39000      | Retained Earnings             | 1/1/16          |            |      | Beginning Balance                    |            |            | 2,339,523.52          |
|            |                               | <b>12/31/16</b> |            |      | <b>Ending Balance</b>                |            |            | <b>2,339,523.52</b>   |
| 60000      | Accounting Fees               | 1/1/16          |            |      | Beginning Balance                    |            |            |                       |
| 60000      | Accounting Fees               | 8/17/16         | 16-0817-01 | PJ   | SOURCE ACCOUNTING - 2015 PLAZA P     | 1,550.00   |            |                       |
| 60000      | Accounting Fees               |                 |            |      | Change                               | 1,550.00   |            | 1,550.00              |
|            |                               | <b>12/31/16</b> |            |      | <b>Ending Balance</b>                |            |            | <b>1,550.00</b>       |
| 60800      | Bank Charges                  | 1/1/16          |            |      | Beginning Balance                    |            |            |                       |
| 60800      | Bank Charges                  | 1/31/16         | JE31       | GENJ | BANCO 9075 SVC FEE                   | 20.00      |            |                       |
| 60800      | Bank Charges                  | 2/29/16         | JE29       | GENJ | BANCO 9075 SVC FEE                   | 20.00      |            |                       |
| 60800      | Bank Charges                  | 3/31/16         | JE31       | GENJ | BANCO 9075 SVC CHARGE                | 20.00      |            |                       |
| 60800      | Bank Charges                  | 4/30/16         | JE30       | GENJ | BANCO 9075 SVC CHARGE                | 20.00      |            |                       |
| 60800      | Bank Charges                  | 5/31/16         | JE31       | GENJ | SVC CHARGES                          | 20.00      |            |                       |
| 60800      | Bank Charges                  | 6/30/16         | JE30       | GENJ | SVC CHARGES                          | 20.00      |            |                       |
| 60800      | Bank Charges                  | 7/31/16         | JE31       | GENJ | BANCO 9075 SVC FEE                   | 20.00      |            |                       |
| 60800      | Bank Charges                  | 8/31/16         | JE31       | GENJ | STD MONTHLY BK FEE                   | 20.00      |            |                       |
| 60800      | Bank Charges                  | 9/30/16         | JE30       | GENJ | STD MONTHLY BANK FEE                 | 20.00      |            |                       |
| 60800      | Bank Charges                  | 10/31/16        | JE30       | GENJ | SVC CHARGES                          | 20.00      |            |                       |
| 60800      | Bank Charges                  | 11/30/16        | JE30       | GENJ | BANCO SVC CHG                        | 20.00      |            |                       |
| 60800      | Bank Charges                  | 12/31/16        | JE31       | GENJ | BANCO FEE                            | 20.00      |            |                       |
| 60800      | Bank Charges                  |                 |            |      | Change                               | 240.00     |            | 240.00                |
|            |                               | <b>12/31/16</b> |            |      | <b>Ending Balance</b>                |            |            | <b>240.00</b>         |
| 61300      | Contract Labor Expense        | 1/1/16          |            |      | Beginning Balance                    |            |            |                       |
| 61300      | Contract Labor Expense        | 6/8/16          | 5          | PJ   | EDGAR D. ROSS - JAN 5 - JUN 6, 2016  | 36,200.00  |            |                       |
| 61300      | Contract Labor Expense        | 10/31/16        | 2016-01    | PJ   | LEWIS CONSULTING LLC - NEGOTIATE     | 3,800.00   |            |                       |
| 61300      | Contract Labor Expense        | 11/30/16        | 2016-02    | PJ   | LEWIS CONSULTING LLC - VIESA CONS    | 5,000.00   |            |                       |
| 61300      | Contract Labor Expense        |                 |            |      | Change                               | 45,000.00  |            | 45,000.00             |
|            |                               | <b>12/31/16</b> |            |      | <b>Ending Balance</b>                |            |            | <b>45,000.00</b>      |
| 63000      | Insurance - Emp Health        | 1/1/16          |            |      | Beginning Balance                    |            |            |                       |
| 63000      | Insurance - Emp Health        | 8/30/16         | 323        | CDJ  | LINDA ESPRIT - SETTLE MASA DEDUCT    | 397.61     |            |                       |
| 63000      | Insurance - Emp Health        |                 |            |      | Change                               | 397.61     |            | 397.61                |
|            |                               | <b>12/31/16</b> |            |      | <b>Ending Balance</b>                |            |            | <b>397.61</b>         |
| 63200      | Insurance - Gen Liability     | 1/1/16          |            |      | Beginning Balance                    |            |            |                       |
| 63200      | Insurance - Gen Liability     | 1/28/16         | JE28       | GENJ | EXPENSE NOMINAL PREPAID INSUR RE     | 0.40       |            |                       |
| 63200      | Insurance - Gen Liability     |                 |            |      | Change                               | 0.40       |            | 0.40                  |
|            |                               | <b>12/31/16</b> |            |      | <b>Ending Balance</b>                |            |            | <b>0.40</b>           |



| Account ID | Account Description          | Date            | Reference  | Jrnl | Trans Description                  | Debit Amt | Credit Amt | Balance          |
|------------|------------------------------|-----------------|------------|------|------------------------------------|-----------|------------|------------------|
| 64500      | Legal Fees Expense           | 1/1/16          |            |      | Beginning Balance                  |           |            |                  |
| 64500      | Legal Fees Expense           | 1/1/16          | 1932       | PJ   | BECKSTEDT & ASSOCIATES - HIPPOLY   | 135.00    |            |                  |
| 64500      | Legal Fees Expense           | 1/1/16          | 1934       | PJ   | BECKSTEDT & ASSOCIATES - SANTIAGI  | 112.50    |            |                  |
| 64500      | Legal Fees Expense           | 1/1/16          | 1935       | PJ   | BECKSTEDT & ASSOCIATES - HIPPOLY   | 22.50     |            |                  |
| 64500      | Legal Fees Expense           | 1/1/16          | 1936       | PJ   | BECKSTEDT & ASSOCIATES - JONES, JI | 1,745.00  |            |                  |
| 64500      | Legal Fees Expense           | 1/1/16          | 1937       | PJ   | BECKSTEDT & ASSOCIATES - MATTHEV   | 82.00     |            |                  |
| 64500      | Legal Fees Expense           | 1/1/16          | 1763       | PJ   | BECKSTEDT & ASSOCIATES - MATTHEV   | 400.00    |            |                  |
| 64500      | Legal Fees Expense           | 1/1/16          | 1762       | PJ   | BECKSTEDT & ASSOCIATES - JONES, JI | 1,095.00  |            |                  |
| 64500      | Legal Fees Expense           | 1/1/16          | 1761       | PJ   | BECKSTEDT & ASSOCIATES - HIPPOLY   | 2,890.00  |            |                  |
| 64500      | Legal Fees Expense           | 1/1/16          | 1759       | PJ   | BECKSTEDT & ASSOCIATES - SANTIAGI  | 10,855.00 |            |                  |
| 64500      | Legal Fees Expense           | 2/4/16          | 1956       | PJ   | BECKSTEDT & ASSOCIATES - SANTIAGI  | 1,552.50  |            |                  |
| 64500      | Legal Fees Expense           | 2/4/16          | 1957       | PJ   | BECKSTEDT & ASSOCIATES - JONES, JI | 2,518.50  |            |                  |
| 64500      | Legal Fees Expense           | 3/1/16          | 1976       | PJ   | BECKSTEDT & ASSOCIATES - SANTIAGI  | 11,175.00 |            |                  |
| 64500      | Legal Fees Expense           | 3/1/16          | 1977       | PJ   | BECKSTEDT & ASSOCIATES - JONES, JI | 6,228.00  |            |                  |
| 64500      | Legal Fees Expense           | 3/1/16          | 167848     | PJ   | DUDLEY TOPPER AND FEUERZEIG LL -   | 3,280.00  |            |                  |
| 64500      | Legal Fees Expense           | 3/1/16          | 168038     | PJ   | DUDLEY TOPPER AND FEUERZEIG LL -   | 6,400.00  |            |                  |
| 64500      | Legal Fees Expense           | 4/1/16          | 2010       | PJ   | BECKSTEDT & ASSOCIATES - U/JONES,  | 1,215.00  |            |                  |
| 64500      | Legal Fees Expense           | 4/1/16          | 2008       | PJ   | BECKSTEDT & ASSOCIATES - U/SANTIA  | 900.00    |            |                  |
| 64500      | Legal Fees Expense           | 4/1/16          | 2006       | PJ   | BECKSTEDT & ASSOCIATES - U/GENER   | 275.00    |            |                  |
| 64500      | Legal Fees Expense           | 4/22/16         | 2046       | PJ   | BECKSTEDT & ASSOCIATES - U/SANTIA  | 3,300.00  |            |                  |
| 64500      | Legal Fees Expense           | 4/22/16         | 2048       | PJ   | BECKSTEDT & ASSOCIATES - Y/JONES,  | 330.00    |            |                  |
| 64500      | Legal Fees Expense           | 6/4/16          | 2093       | PJ   | BECKSTEDT & ASSOCIATES - U/SANTIA  | 925.00    |            |                  |
| 64500      | Legal Fees Expense           | 6/4/16          | 2095       | PJ   | BECKSTEDT & ASSOCIATES - U/JONES,  | 315.50    |            |                  |
| 64500      | Legal Fees Expense           | 7/8/16          | 2127       | PJ   | BECKSTEDT & ASSOCIATES - U/SANTIA  | 8,496.30  |            |                  |
| 64500      | Legal Fees Expense           | 7/8/16          | 2129       | PJ   | BECKSTEDT & ASSOCIATES - U/JONES,  | 395.00    |            |                  |
| 64500      | Legal Fees Expense           | 7/8/16          | 2130       | PJ   | BECKSTEDT & ASSOCIATES - U/VELASC  | 100.00    |            |                  |
| 64500      | Legal Fees Expense           | 7/30/16         | 2159       | PJ   | BECKSTEDT & ASSOCIATES - U/SANTIA  | 75.00     |            |                  |
| 64500      | Legal Fees Expense           | 7/30/16         | 2160       | PJ   | BECKSTEDT & ASSOCIATES - U/JONES,  | 2,352.50  |            |                  |
| 64500      | Legal Fees Expense           | 9/8/16          | 2193       | PJ   | BECKSTEDT & ASSOCIATES - U/JONES,  | 495.00    |            |                  |
| 64500      | Legal Fees Expense           | 11/3/16         | 2258       | PJ   | BECKSTEDT & ASSOCIATES - U/SANTIA  | 1,192.50  |            |                  |
| 64500      | Legal Fees Expense           | 12/4/16         | 2276       | PJ   | BECKSTEDT & ASSOCIATES - U/SANTIA  | 1,437.50  |            |                  |
| 64500      | Legal Fees Expense           |                 |            |      | Change                             | 70,295.30 |            | 70,295.30        |
|            |                              | <b>12/31/16</b> |            |      | <b>Ending Balance</b>              |           |            | <b>70,295.30</b> |
| 66400      | Rent Expense - Other         | 1/1/16          |            |      | Beginning Balance                  |           |            |                  |
| 66400      | Rent Expense - Other         | 1/5/16          | 284        | GENJ | TOPA PROPERTIES (JAN RENT)         | 733.33    |            |                  |
| 66400      | Rent Expense - Other         | 2/8/16          | CRA294     | GENJ | TOPA PROPERTIES (PSHIP DOC STORA   | 733.33    |            |                  |
| 66400      | Rent Expense - Other         | 3/9/16          | 295        | GENJ | TOPA PROPERTIES MAR 2016 RENT      | 733.33    |            |                  |
| 66400      | Rent Expense - Other         | 3/9/16          | 296        | GENJ | TOPA PROPERTIES APR 2016 RENT      | 733.33    |            |                  |
| 66400      | Rent Expense - Other         | 5/11/16         | 306        | GENJ | TOPA PROPERTIES - DOC WHSE (MAY)   | 733.33    |            |                  |
| 66400      | Rent Expense - Other         | 6/1/16          | 16-0601    | PJ   | TOPA PROPERTIES - STORAGE UNIT FC  | 765.61    |            |                  |
| 66400      | Rent Expense - Other         | 6/1/16          | 16-0701    | PJ   | TOPA PROPERTIES - JULY STORAGE IN  | 741.40    |            |                  |
| 66400      | Rent Expense - Other         | 8/1/16          | 16-0801-01 | PJ   | TOPA PROPERTIES - August Rent      | 741.40    |            |                  |
| 66400      | Rent Expense - Other         | 9/1/16          | 16-0901-01 | PJ   | TOPA PROPERTIES - SEPTEMBER REN    | 741.40    |            |                  |
| 66400      | Rent Expense - Other         | 10/1/16         | 16-1001-01 | PJ   | TOPA PROPERTIES - OCTOBER RENT     | 741.40    |            |                  |
| 66400      | Rent Expense - Other         | 11/1/16         | 16-1101-01 | PJ   | TOPA PROPERTIES - NOV RENT         | 741.40    |            |                  |
| 66400      | Rent Expense - Other         | 12/1/16         | 16-1201-01 | PJ   | TOPA PROPERTIES - DEC RENT         | 741.40    |            |                  |
| 66400      | Rent Expense - Other         |                 |            |      | Change                             | 8,880.66  |            | 8,880.66         |
|            |                              | <b>12/31/16</b> |            |      | <b>Ending Balance</b>              |           |            | <b>8,880.66</b>  |
| 67400      | Taxes - Empr FUTA Expense    | 1/1/16          |            |      | Beginning Balance                  |           |            |                  |
| 67400      | Taxes - Empr FUTA Expense    | 5/11/16         | SJ11       | GENJ | IRS REFUND RE 2012 FORM 940        |           | 9,935.49   |                  |
| 67400      | Taxes - Empr FUTA Expense    |                 |            |      | Change                             |           | 9,935.49   | -9,935.49        |
|            |                              | <b>12/31/16</b> |            |      | <b>Ending Balance</b>              |           |            | <b>-9,935.49</b> |
| 67500      | Taxes - Empr VI Unemp        | 1/1/16          |            |      | Beginning Balance                  |           |            |                  |
| 67500      | Taxes - Empr VI Unemp        | 6/10/16         | 313        | CDJ  | V.I. EMPLOYMENT SECURITY AGENC - \ | 12,082.65 |            |                  |
| 67500      | Taxes - Empr VI Unemp        | 6/10/16         | 314        | CDJ  | V.I. EMPLOYMENT SECURITY AGENC - \ | 240.00    |            |                  |
| 67500      | Taxes - Empr VI Unemp        | 6/10/16         | 315        | CDJ  | V.I. EMPLOYMENT SECURITY AGENC - \ | 725.00    |            |                  |
| 67500      | Taxes - Empr VI Unemp        | 10/27/16        | 16-1027-01 | PJ   | V.I. EMPLOYMENT SECURITY AGENC - F | 1,273.38  |            |                  |
| 67500      | Taxes - Empr VI Unemp        | 11/30/16        | 16-1130    | PJ   | V.I. EMPLOYMENT SECURITY AGENC - ( | 24,930.39 |            |                  |
| 67500      | Taxes - Empr VI Unemp        |                 |            |      | Change                             | 39,251.42 |            | 39,251.42        |
|            |                              | <b>12/31/16</b> |            |      | <b>Ending Balance</b>              |           |            | <b>39,251.42</b> |
| 80000      | Other Income (Expense)       | 1/1/16          |            |      | Beginning Balance                  |           |            |                  |
| 80000      | Other Income (Expense)       | 9/30/16         | JE30       | GENJ | VOID CK 227 THAT GALLOW'S BAY BAK  |           | 65.72      |                  |
| 80000      | Other Income (Expense)       | 12/31/16        | JE31       | GENJ | CLR STALE DATED CHECKS IN CLOSED   |           | 4,846.12   |                  |
| 80000      | Other Income (Expense)       |                 |            |      | Change                             |           | 4,911.84   | -4,911.84        |
|            |                              | <b>12/31/16</b> |            |      | <b>Ending Balance</b>              |           |            | <b>-4,911.84</b> |
| 80100      | Interest Income - Taxable    | 1/1/16          |            |      | Beginning Balance                  |           |            |                  |
| 80100      | Interest Income - Taxable    | 5/11/16         | SJ11       | GENJ | IRS REFUND RE 2012 FORM 940        |           | 249.05     |                  |
| 80100      | Interest Income - Taxable    |                 |            |      | Change                             |           | 249.05     | -249.05          |
|            |                              | <b>12/31/16</b> |            |      | <b>Ending Balance</b>              |           |            | <b>-249.05</b>   |
| 80150      | Interest Income - Nontaxable | 1/1/16          |            |      | Beginning Balance                  |           |            |                  |
| 80150      | Interest Income - Nontaxable | 1/31/16         | SJE03      | GENJ | POST BPPR NET MONTHLY ACTIVITY     |           | 20,000.00  |                  |
| 80150      | Interest Income - Nontaxable | 2/1/16          | SJE03      | GENJ | POST BPPR NET MONTHLY ACTIVITY     | 20,000.00 |            |                  |
| 80150      | Interest Income - Nontaxable | 2/29/16         | SJE03      | GENJ | POST BPPR NET MONTHLY ACTIVITY     |           | 36,250.00  |                  |
| 80150      | Interest Income - Nontaxable | 3/1/16          | SJE03      | GENJ | POST BPPR NET MONTHLY ACTIVITY     | 36,250.00 |            |                  |
| 80150      | Interest Income - Nontaxable | 3/31/16         | SJE03      | GENJ | POST BPPR NET MONTHLY ACTIVITY     |           | 43,343.75  |                  |
| 80150      | Interest Income - Nontaxable | 4/1/16          | SJE03      | GENJ | POST BPPR NET MONTHLY ACTIVITY     | 43,343.75 |            |                  |
| 80150      | Interest Income - Nontaxable | 4/30/16         | SJE03      | GENJ | POST BPPR NET MONTHLY ACTIVITY     |           | 48,968.75  |                  |
| 80150      | Interest Income - Nontaxable | 5/1/16          | SJE03      | GENJ | POST BPPR NET MONTHLY ACTIVITY     | 48,968.75 |            |                  |
| 80150      | Interest Income - Nontaxable | 5/31/16         | SJE103     | GENJ | POST BPPR NET MONTHLY ACTIVITY     |           | 65,218.75  |                  |

| Account ID | Account Description           | Date            | Reference | Jrnl | Trans Description              | Debit Amt  | Credit Amt   | Balance            |
|------------|-------------------------------|-----------------|-----------|------|--------------------------------|------------|--------------|--------------------|
| 80150      | Interest Income - Nontaxable  | 6/1/16          | SJE103    | GENJ | POST BPPR NET MONTHLY ACTIVITY | 65,218.75  |              |                    |
| 80150      | Interest Income - Nontaxable  | 6/30/16         | SJE103    | GENJ | POST BPPR NET MONTHLY ACTIVITY |            | 88,968.75    |                    |
| 80150      | Interest Income - Nontaxable  | 7/1/16          | SJE103    | GENJ | POST BPPR NET MONTHLY ACTIVITY | 88,968.75  |              |                    |
| 80150      | Interest Income - Nontaxable  | 7/31/16         | XJE103    | GENJ | POST BPPR NET MONTHLY ACTIVITY |            | 103,343.75   |                    |
| 80150      | Interest Income - Nontaxable  | 8/1/16          | XJE103    | GENJ | POST BPPR NET MONTHLY ACTIVITY | 103,343.75 |              |                    |
| 80150      | Interest Income - Nontaxable  | 8/31/16         | XJE103    | GENJ | POST BPPR NET MONTHLY ACTIVITY |            | 122,687.50   |                    |
| 80150      | Interest Income - Nontaxable  | 9/1/16          | XJE103    | GENJ | POST BPPR NET MONTHLY ACTIVITY | 122,687.50 |              |                    |
| 80150      | Interest Income - Nontaxable  | 9/30/16         | XJE103    | GENJ | POST BPPR NET MONTHLY ACTIVITY |            | 130,562.50   |                    |
| 80150      | Interest Income - Nontaxable  | 10/1/16         | XJE103    | GENJ | POST BPPR NET MONTHLY ACTIVITY | 130,562.50 |              |                    |
| 80150      | Interest Income - Nontaxable  | 10/31/16        | XJE103    | GENJ | POST BPPR NET MONTHLY ACTIVITY |            | 140,968.06   |                    |
| 80150      | Interest Income - Nontaxable  | 11/1/16         | XJE103    | GENJ | POST BPPR NET MONTHLY ACTIVITY | 140,968.06 |              |                    |
| 80150      | Interest Income - Nontaxable  | 11/30/16        | XJE103    | GENJ | POST BPPR NET MONTHLY ACTIVITY |            | 153,280.56   |                    |
| 80150      | Interest Income - Nontaxable  | 12/1/16         | XJE103    | GENJ | POST BPPR NET MONTHLY ACTIVITY | 153,280.56 |              |                    |
| 80150      | Interest Income - Nontaxable  | 12/31/16        | XJE103    | GENJ | POST BPPR NET MONTHLY ACTIVITY |            | 178,159.03   |                    |
| 80150      | Interest Income - Nontaxable  |                 |           |      | Change                         | 953,592.37 | 1,131,751.40 | -178,159.03        |
|            |                               | <b>12/31/16</b> |           |      | <b>Ending Balance</b>          |            |              | <b>-178,159.03</b> |
|            |                               |                 |           |      | Beginning Balance              |            |              |                    |
| 80200      | Dividend Income               | 1/1/16          |           |      |                                |            |              |                    |
| 80200      | Dividend Income               | 1/31/16         | SJE03     | GENJ | POST BPPR NET MONTHLY ACTIVITY |            | 1.15         |                    |
| 80200      | Dividend Income               | 2/1/16          | SJE03     | GENJ | POST BPPR NET MONTHLY ACTIVITY | 1.15       |              |                    |
| 80200      | Dividend Income               | 2/29/16         | SJE03     | GENJ | POST BPPR NET MONTHLY ACTIVITY |            | 2.31         |                    |
| 80200      | Dividend Income               | 3/1/16          | SJE03     | GENJ | POST BPPR NET MONTHLY ACTIVITY | 2.31       |              |                    |
| 80200      | Dividend Income               | 3/31/16         | SJE03     | GENJ | POST BPPR NET MONTHLY ACTIVITY |            | 18,399.44    |                    |
| 80200      | Dividend Income               | 4/1/16          | SJE03     | GENJ | POST BPPR NET MONTHLY ACTIVITY | 18,399.44  |              |                    |
| 80200      | Dividend Income               | 4/30/16         | SJE03     | GENJ | POST BPPR NET MONTHLY ACTIVITY |            | 18,400.86    |                    |
| 80200      | Dividend Income               | 5/1/16          | SJE03     | GENJ | POST BPPR NET MONTHLY ACTIVITY | 18,400.86  |              |                    |
| 80200      | Dividend Income               | 5/31/16         | SJE103    | GENJ | POST BPPR NET MONTHLY ACTIVITY |            | 18,402.37    |                    |
| 80200      | Dividend Income               | 6/1/16          | SJE103    | GENJ | POST BPPR NET MONTHLY ACTIVITY | 18,402.37  |              |                    |
| 80200      | Dividend Income               | 6/30/16         | SJE103    | GENJ | POST BPPR NET MONTHLY ACTIVITY |            | 42,096.21    |                    |
| 80200      | Dividend Income               | 7/1/16          | SJE103    | GENJ | POST BPPR NET MONTHLY ACTIVITY | 42,096.21  |              |                    |
| 80200      | Dividend Income               | 7/31/16         | XJE103    | GENJ | POST BPPR NET MONTHLY ACTIVITY |            | 42,097.99    |                    |
| 80200      | Dividend Income               | 8/1/16          | XJE103    | GENJ | POST BPPR NET MONTHLY ACTIVITY | 42,097.99  |              |                    |
| 80200      | Dividend Income               | 8/31/16         | XJE103    | GENJ | POST BPPR NET MONTHLY ACTIVITY |            | 42,100.90    |                    |
| 80200      | Dividend Income               | 9/1/16          | XJE103    | GENJ | POST BPPR NET MONTHLY ACTIVITY | 42,100.90  |              |                    |
| 80200      | Dividend Income               | 9/30/16         | XJE103    | GENJ | POST BPPR NET MONTHLY ACTIVITY |            | 55,973.10    |                    |
| 80200      | Dividend Income               | 10/1/16         | XJE103    | GENJ | POST BPPR NET MONTHLY ACTIVITY | 55,973.10  |              |                    |
| 80200      | Dividend Income               | 10/31/16        | XJE103    | GENJ | POST BPPR NET MONTHLY ACTIVITY |            | 55,974.25    |                    |
| 80200      | Dividend Income               | 11/1/16         | XJE103    | GENJ | POST BPPR NET MONTHLY ACTIVITY | 55,974.25  |              |                    |
| 80200      | Dividend Income               | 11/30/16        | XJE103    | GENJ | POST BPPR NET MONTHLY ACTIVITY |            | 55,975.77    |                    |
| 80200      | Dividend Income               | 12/1/16         | XJE103    | GENJ | POST BPPR NET MONTHLY ACTIVITY | 55,975.77  |              |                    |
| 80200      | Dividend Income               | 12/31/16        | XJE103    | GENJ | POST BPPR NET MONTHLY ACTIVITY |            | 82,308.09    |                    |
| 80200      | Dividend Income               |                 |           |      | Change                         | 349,424.35 | 431,732.44   | -82,308.09         |
|            |                               | <b>12/31/16</b> |           |      | <b>Ending Balance</b>          |            |              | <b>-82,308.09</b>  |
|            |                               |                 |           |      | Beginning Balance              |            |              |                    |
| 80800      | Broker & Account Mgt Fees     | 1/1/16          |           |      |                                |            |              |                    |
| 80800      | Broker & Account Mgt Fees     | 1/31/16         | SJE03     | GENJ | POST BPPR NET MONTHLY ACTIVITY | 12,774.99  |              |                    |
| 80800      | Broker & Account Mgt Fees     | 2/1/16          | SJE03     | GENJ | POST BPPR NET MONTHLY ACTIVITY |            | 12,774.99    |                    |
| 80800      | Broker & Account Mgt Fees     | 2/29/16         | SJE03     | GENJ | POST BPPR NET MONTHLY ACTIVITY | 12,774.99  |              |                    |
| 80800      | Broker & Account Mgt Fees     | 3/1/16          | SJE03     | GENJ | POST BPPR NET MONTHLY ACTIVITY |            | 12,774.99    |                    |
| 80800      | Broker & Account Mgt Fees     | 3/31/16         | SJE03     | GENJ | POST BPPR NET MONTHLY ACTIVITY | 12,774.99  |              |                    |
| 80800      | Broker & Account Mgt Fees     | 4/1/16          | SJE03     | GENJ | POST BPPR NET MONTHLY ACTIVITY |            | 12,774.99    |                    |
| 80800      | Broker & Account Mgt Fees     | 4/30/16         | SJE03     | GENJ | POST BPPR NET MONTHLY ACTIVITY | 25,734.04  |              |                    |
| 80800      | Broker & Account Mgt Fees     | 5/1/16          | SJE03     | GENJ | POST BPPR NET MONTHLY ACTIVITY |            | 25,734.04    |                    |
| 80800      | Broker & Account Mgt Fees     | 5/31/16         | SJE103    | GENJ | POST BPPR NET MONTHLY ACTIVITY | 25,734.04  |              |                    |
| 80800      | Broker & Account Mgt Fees     | 6/1/16          | SJE103    | GENJ | POST BPPR NET MONTHLY ACTIVITY |            | 25,734.04    |                    |
| 80800      | Broker & Account Mgt Fees     | 6/30/16         | SJE103    | GENJ | POST BPPR NET MONTHLY ACTIVITY | 25,734.04  |              |                    |
| 80800      | Broker & Account Mgt Fees     | 7/1/16          | SJE103    | GENJ | POST BPPR NET MONTHLY ACTIVITY |            | 25,734.04    |                    |
| 80800      | Broker & Account Mgt Fees     | 7/31/16         | XJE103    | GENJ | POST BPPR NET MONTHLY ACTIVITY | 39,031.37  |              |                    |
| 80800      | Broker & Account Mgt Fees     | 8/1/16          | XJE103    | GENJ | POST BPPR NET MONTHLY ACTIVITY |            | 39,031.37    |                    |
| 80800      | Broker & Account Mgt Fees     | 8/31/16         | XJE103    | GENJ | POST BPPR NET MONTHLY ACTIVITY | 39,031.37  |              |                    |
| 80800      | Broker & Account Mgt Fees     | 9/1/16          | XJE103    | GENJ | POST BPPR NET MONTHLY ACTIVITY |            | 39,031.37    |                    |
| 80800      | Broker & Account Mgt Fees     | 9/30/16         | XJE103    | GENJ | POST BPPR NET MONTHLY ACTIVITY | 39,031.37  |              |                    |
| 80800      | Broker & Account Mgt Fees     | 10/1/16         | XJE103    | GENJ | POST BPPR NET MONTHLY ACTIVITY |            | 39,031.37    |                    |
| 80800      | Broker & Account Mgt Fees     | 10/31/16        | XJE103    | GENJ | POST BPPR NET MONTHLY ACTIVITY | 52,571.43  |              |                    |
| 80800      | Broker & Account Mgt Fees     | 11/1/16         | XJE103    | GENJ | POST BPPR NET MONTHLY ACTIVITY |            | 52,571.43    |                    |
| 80800      | Broker & Account Mgt Fees     | 11/30/16        | XJE103    | GENJ | POST BPPR NET MONTHLY ACTIVITY | 52,571.43  |              |                    |
| 80800      | Broker & Account Mgt Fees     | 12/1/16         | XJE103    | GENJ | POST BPPR NET MONTHLY ACTIVITY |            | 52,571.43    |                    |
| 80800      | Broker & Account Mgt Fees     | 12/31/16        | XJE103    | GENJ | POST BPPR NET MONTHLY ACTIVITY | 52,571.43  |              |                    |
| 80800      | Broker & Account Mgt Fees     |                 |           |      | Change                         | 390,335.49 | 337,764.06   | 52,571.43          |
|            |                               | <b>12/31/16</b> |           |      | <b>Ending Balance</b>          |            |              | <b>52,571.43</b>   |
|            |                               |                 |           |      | Beginning Balance              |            |              |                    |
| 81100      | Proceeds from Securities Sold | 1/1/16          |           |      |                                |            |              |                    |
| 81100      | Proceeds from Securities Sold | 3/31/16         | SJE03     | GENJ | POST BPPR NET MONTHLY ACTIVITY |            | 248,088.50   |                    |
| 81100      | Proceeds from Securities Sold | 4/1/16          | SJE03     | GENJ | POST BPPR NET MONTHLY ACTIVITY | 248,088.50 |              |                    |
| 81100      | Proceeds from Securities Sold | 4/30/16         | SJE03     | GENJ | POST BPPR NET MONTHLY ACTIVITY |            | 248,088.50   |                    |
| 81100      | Proceeds from Securities Sold | 5/1/16          | SJE03     | GENJ | POST BPPR NET MONTHLY ACTIVITY | 248,088.50 |              |                    |
| 81100      | Proceeds from Securities Sold | 5/31/16         | SJE103    | GENJ | POST BPPR NET MONTHLY ACTIVITY |            | 248,088.50   |                    |
| 81100      | Proceeds from Securities Sold | 6/1/16          | SJE103    | GENJ | POST BPPR NET MONTHLY ACTIVITY | 248,088.50 |              |                    |
| 81100      | Proceeds from Securities Sold | 6/30/16         | SJE103    | GENJ | POST BPPR NET MONTHLY ACTIVITY |            | 248,088.50   |                    |
| 81100      | Proceeds from Securities Sold | 7/1/16          | SJE103    | GENJ | POST BPPR NET MONTHLY ACTIVITY | 248,088.50 |              |                    |
| 81100      | Proceeds from Securities Sold | 7/31/16         | XJE103    | GENJ | POST BPPR NET MONTHLY ACTIVITY |            | 248,088.50   |                    |
| 81100      | Proceeds from Securities Sold | 8/1/16          | XJE103    | GENJ | POST BPPR NET MONTHLY ACTIVITY | 248,088.50 |              |                    |

| Account ID | Account Description           | Date            | Reference | Jrnl | Trans Description              | Debit Amt    | Credit Amt   | Balance            |
|------------|-------------------------------|-----------------|-----------|------|--------------------------------|--------------|--------------|--------------------|
| 81100      | Proceeds from Securities Sold | 8/31/16         | XJE103    | GENJ | POST BPPR NET MONTHLY ACTIVITY |              | 497,483.00   |                    |
| 81100      | Proceeds from Securities Sold | 9/1/16          | XJE103    | GENJ | POST BPPR NET MONTHLY ACTIVITY | 497,483.00   |              |                    |
| 81100      | Proceeds from Securities Sold | 9/30/16         | XJE103    | GENJ | POST BPPR NET MONTHLY ACTIVITY |              | 497,483.00   |                    |
| 81100      | Proceeds from Securities Sold | 10/1/16         | XJE103    | GENJ | POST BPPR NET MONTHLY ACTIVITY | 497,483.00   |              |                    |
| 81100      | Proceeds from Securities Sold | 10/31/16        | XJE103    | GENJ | POST BPPR NET MONTHLY ACTIVITY |              | 497,483.00   |                    |
| 81100      | Proceeds from Securities Sold | 11/1/16         | XJE103    | GENJ | POST BPPR NET MONTHLY ACTIVITY | 497,483.00   |              |                    |
| 81100      | Proceeds from Securities Sold | 11/30/16        | XJE103    | GENJ | POST BPPR NET MONTHLY ACTIVITY |              | 675,818.00   |                    |
| 81100      | Proceeds from Securities Sold | 12/1/16         | XJE103    | GENJ | POST BPPR NET MONTHLY ACTIVITY | 675,818.00   |              |                    |
| 81100      | Proceeds from Securities Sold | 12/31/16        | XJE103    | GENJ | POST BPPR NET MONTHLY ACTIVITY |              | 817,845.72   |                    |
| 81100      | Proceeds from Securities Sold |                 |           |      | Change                         | 3,408,709.50 | 4,226,555.22 | -817,845.72        |
|            |                               | <b>12/31/16</b> |           |      | <b>Ending Balance</b>          |              |              | <b>-817,845.72</b> |
| 81200      | Cost of Securities Sold       | 1/1/16          |           |      | Beginning Balance              |              |              |                    |
| 81200      | Cost of Securities Sold       | 3/31/16         | SJE03     | GENJ | POST BPPR NET MONTHLY ACTIVITY | 243,377.86   |              |                    |
| 81200      | Cost of Securities Sold       | 4/1/16          | SJE03     | GENJ | POST BPPR NET MONTHLY ACTIVITY |              | 243,377.86   |                    |
| 81200      | Cost of Securities Sold       | 4/30/16         | SJE03     | GENJ | POST BPPR NET MONTHLY ACTIVITY | 243,377.86   |              |                    |
| 81200      | Cost of Securities Sold       | 5/1/16          | SJE03     | GENJ | POST BPPR NET MONTHLY ACTIVITY |              | 243,377.86   |                    |
| 81200      | Cost of Securities Sold       | 5/31/16         | SJE103    | GENJ | POST BPPR NET MONTHLY ACTIVITY | 243,377.86   |              |                    |
| 81200      | Cost of Securities Sold       | 6/1/16          | SJE103    | GENJ | POST BPPR NET MONTHLY ACTIVITY |              | 243,377.86   |                    |
| 81200      | Cost of Securities Sold       | 6/30/16         | SJE103    | GENJ | POST BPPR NET MONTHLY ACTIVITY | 243,377.86   |              |                    |
| 81200      | Cost of Securities Sold       | 7/1/16          | SJE103    | GENJ | POST BPPR NET MONTHLY ACTIVITY |              | 243,377.86   |                    |
| 81200      | Cost of Securities Sold       | 7/31/16         | XJE103    | GENJ | POST BPPR NET MONTHLY ACTIVITY | 243,377.86   |              |                    |
| 81200      | Cost of Securities Sold       | 8/1/16          | XJE103    | GENJ | POST BPPR NET MONTHLY ACTIVITY |              | 243,377.86   |                    |
| 81200      | Cost of Securities Sold       | 8/31/16         | XJE103    | GENJ | POST BPPR NET MONTHLY ACTIVITY | 479,020.37   |              |                    |
| 81200      | Cost of Securities Sold       | 9/1/16          | XJE103    | GENJ | POST BPPR NET MONTHLY ACTIVITY |              | 479,020.37   |                    |
| 81200      | Cost of Securities Sold       | 9/30/16         | XJE103    | GENJ | POST BPPR NET MONTHLY ACTIVITY | 479,020.37   |              |                    |
| 81200      | Cost of Securities Sold       | 10/1/16         | XJE103    | GENJ | POST BPPR NET MONTHLY ACTIVITY |              | 479,020.37   |                    |
| 81200      | Cost of Securities Sold       | 10/31/16        | XJE103    | GENJ | POST BPPR NET MONTHLY ACTIVITY | 479,020.37   |              |                    |
| 81200      | Cost of Securities Sold       | 11/1/16         | XJE103    | GENJ | POST BPPR NET MONTHLY ACTIVITY |              | 479,020.37   |                    |
| 81200      | Cost of Securities Sold       | 11/30/16        | XJE103    | GENJ | POST BPPR NET MONTHLY ACTIVITY | 666,530.68   |              |                    |
| 81200      | Cost of Securities Sold       | 12/1/16         | XJE103    | GENJ | POST BPPR NET MONTHLY ACTIVITY |              | 666,530.68   |                    |
| 81200      | Cost of Securities Sold       | 12/31/16        | XJE103    | GENJ | POST BPPR NET MONTHLY ACTIVITY | 824,167.34   |              |                    |
| 81200      | Cost of Securities Sold       |                 |           |      | Change                         | 4,144,648.43 | 3,320,481.09 | 824,167.34         |
|            |                               | <b>12/31/16</b> |           |      | <b>Ending Balance</b>          |              |              | <b>824,167.34</b>  |
| 81300      | Basis Adj's Securities Sold   | 1/1/16          |           |      | Beginning Balance              |              |              |                    |
| 81300      | Basis Adj's Securities Sold   | 1/31/16         | SJE03     | GENJ | POST BPPR NET MONTHLY ACTIVITY | 5,302.15     |              |                    |
| 81300      | Basis Adj's Securities Sold   | 2/1/16          | SJE03     | GENJ | POST BPPR NET MONTHLY ACTIVITY |              | 5,302.15     |                    |
| 81300      | Basis Adj's Securities Sold   | 2/29/16         | SJE03     | GENJ | POST BPPR NET MONTHLY ACTIVITY | 10,982.84    |              |                    |
| 81300      | Basis Adj's Securities Sold   | 3/1/16          | SJE03     | GENJ | POST BPPR NET MONTHLY ACTIVITY |              | 10,982.84    |                    |
| 81300      | Basis Adj's Securities Sold   | 3/31/16         | SJE03     | GENJ | POST BPPR NET MONTHLY ACTIVITY | 16,096.15    |              |                    |
| 81300      | Basis Adj's Securities Sold   | 4/1/16          | SJE03     | GENJ | POST BPPR NET MONTHLY ACTIVITY |              | 16,096.15    |                    |
| 81300      | Basis Adj's Securities Sold   | 4/30/16         | SJE03     | GENJ | POST BPPR NET MONTHLY ACTIVITY | 21,073.66    |              |                    |
| 81300      | Basis Adj's Securities Sold   | 5/1/16          | SJE03     | GENJ | POST BPPR NET MONTHLY ACTIVITY |              | 21,073.66    |                    |
| 81300      | Basis Adj's Securities Sold   | 5/31/16         | SJE103    | GENJ | POST BPPR NET MONTHLY ACTIVITY | 26,402.80    |              |                    |
| 81300      | Basis Adj's Securities Sold   | 6/1/16          | SJE103    | GENJ | POST BPPR NET MONTHLY ACTIVITY |              | 26,402.80    |                    |
| 81300      | Basis Adj's Securities Sold   | 6/30/16         | SJE103    | GENJ | POST BPPR NET MONTHLY ACTIVITY | 31,582.44    |              |                    |
| 81300      | Basis Adj's Securities Sold   | 7/1/16          | SJE103    | GENJ | POST BPPR NET MONTHLY ACTIVITY |              | 31,582.44    |                    |
| 81300      | Basis Adj's Securities Sold   | 7/31/16         | XJE103    | GENJ | POST BPPR NET MONTHLY ACTIVITY | 36,599.70    |              |                    |
| 81300      | Basis Adj's Securities Sold   | 8/1/16          | XJE103    | GENJ | POST BPPR NET MONTHLY ACTIVITY |              | 36,599.70    |                    |
| 81300      | Basis Adj's Securities Sold   | 8/31/16         | XJE103    | GENJ | POST BPPR NET MONTHLY ACTIVITY | 44,669.66    |              |                    |
| 81300      | Basis Adj's Securities Sold   | 9/1/16          | XJE103    | GENJ | POST BPPR NET MONTHLY ACTIVITY |              | 44,669.66    |                    |
| 81300      | Basis Adj's Securities Sold   | 9/30/16         | XJE103    | GENJ | POST BPPR NET MONTHLY ACTIVITY | 50,236.38    |              |                    |
| 81300      | Basis Adj's Securities Sold   | 10/1/16         | XJE103    | GENJ | POST BPPR NET MONTHLY ACTIVITY |              | 50,236.38    |                    |
| 81300      | Basis Adj's Securities Sold   | 10/31/16        | XJE103    | GENJ | POST BPPR NET MONTHLY ACTIVITY | 55,811.00    |              |                    |
| 81300      | Basis Adj's Securities Sold   | 11/1/16         | XJE103    | GENJ | POST BPPR NET MONTHLY ACTIVITY |              | 55,811.00    |                    |
| 81300      | Basis Adj's Securities Sold   | 11/30/16        | XJE103    | GENJ | POST BPPR NET MONTHLY ACTIVITY | 61,272.96    |              |                    |
| 81300      | Basis Adj's Securities Sold   | 12/1/16         | XJE103    | GENJ | POST BPPR NET MONTHLY ACTIVITY |              | 61,272.96    |                    |
| 81300      | Basis Adj's Securities Sold   | 12/31/16        | XJE103    | GENJ | POST BPPR NET MONTHLY ACTIVITY | 66,569.15    |              |                    |
| 81300      | Basis Adj's Securities Sold   |                 |           |      | Change                         | 426,598.89   | 360,029.74   | 66,569.15          |
|            |                               | <b>12/31/16</b> |           |      | <b>Ending Balance</b>          |              |              | <b>66,569.15</b>   |
| 83100      | ST Cap Gain Distrib's - BPPR  | 1/1/16          |           |      | Beginning Balance              |              |              |                    |
| 83100      | ST Cap Gain Distrib's - BPPR  | 12/31/16        | XJE103    | GENJ | POST BPPR NET MONTHLY ACTIVITY |              | 208.97       |                    |
| 83100      | ST Cap Gain Distrib's - BPPR  |                 |           |      | Change                         |              | 208.97       | -208.97            |
|            |                               | <b>12/31/16</b> |           |      | <b>Ending Balance</b>          |              |              | <b>-208.97</b>     |
| 83200      | LT Cap Gain Distrib's - BPPR  | 1/1/16          |           |      | Beginning Balance              |              |              |                    |
| 83200      | LT Cap Gain Distrib's - BPPR  | 12/31/16        | XJE103    | GENJ | POST BPPR NET MONTHLY ACTIVITY |              | 12,398.10    |                    |
| 83200      | LT Cap Gain Distrib's - BPPR  |                 |           |      | Change                         |              | 12,398.10    | -12,398.10         |
|            |                               | <b>12/31/16</b> |           |      | <b>Ending Balance</b>          |              |              | <b>-12,398.10</b>  |

# Exhibit D

IN THE SUPERIOR COURT OF THE VIRGIN ISLANDS  
DIVISION OF ST. CROIX

**MOHAMMAD HAMED**, by his  
authorized agent **WALEED HAMED**,

*Plaintiff/Counterclaim Defendant,*

vs.

**FATHI YUSUF** and  
**UNITED CORPORATION**,

*Defendants/Counterclaimants,*

vs.

**WALEED HAMED**, **WAHEED  
HAMED**, **MUFEEED HAMED**,  
**HISHAM HAMED**,  
and **PLESSEN ENTERPRISES, INC.**,

*Counterclaim Defendants.*

**CIVIL NO. SX-12-CV-370**

**ACTION FOR DAMAGES  
INJUNCTIVE RELIEF AND  
DECLARATORY RELIEF**

**JURY TRIAL DEMANDED**

---

**MOHAMMAD HAMED**,

*Plaintiff,*

vs.

**UNITED CORPORATION**,

*Defendant.*

**Consolidated With**

**CIVIL NO. SX-I4-CY-287**

**ACTION FOR DAMAGES  
AND DECLARATORY  
RELIEF**

---

**MOHAMMAD HAMED**,

*Plaintiff,*

vs.

**FATHI YUSUF**,

*Defendant.*

**CIVIL NO. SX-I4-CY-278**

**ACTION FOR DEBT  
AND CONVERSION**

**JURY TRIAL DEMANDED**

**PLAINTIFF'S NOTICE OF OBJECTION TO LIQUIDATING PARTNER'S  
TWELFTH BI-MONTHLY REPORT**

The *Liquidating Partner's Twelfth Bi-Monthly Report*, filed January 31, 2017, is once again filled with self-serving and inaccurate statements. As such, Hamed hereby submits a general objection to that report.

Much of the report restates assertions from reports 1-11 – Plaintiff incorporates his prior objections 1-11 herein.

Because requests for even the most basic information such as cancelled checks, vendor invoices and operating bank statements apparently cannot be provided/answered, Hamed also objects to the provided “financials” which are just Yusuf’s manipulated statements based on no disclosed backup documents.

Specifically, Hamed request details on the following listed financials:

**A. Supporting documents for the following;**

1/25/16 285 Other CRMVI LLC INV 4783 PD BY CRA F 5,088.97  
1/25/16 286 Other CRMVI LLC INV 4984 PD BY CRA F 5,812.54  
11/23/16 331 Withdrawal LEWIS CONSULTING LLC 3,800.00  
12/6/16 333 Withdrawal LEWIS CONSULTING LLC 5,000.00  
20000 Accounts Payable - Trade 3/11/16 41375V CDJ WE ARE WINE LLC -  
Invoice: 0197 242.36  
20000 Accounts Payable - Trade 3/11/16 41375V CDJ WE ARE WINE LLC -  
Invoice: 0377 480.00  
20000 Accounts Payable - Trade 3/11/16 41375V CDJ WE ARE WINE LLC -  
Invoice: 0372 35.53  
20000 Accounts Payable - Trade 3/11/16 41375V CDJ WE ARE WINE LLC -  
Invoice: 0396 604.61  
20000 Accounts Payable - Trade 3/11/16 41375V CDJ WE ARE WINE LLC -  
Invoice: 0253 330.22  
20000 Accounts Payable - Trade 3/11/16 41375V CDJ WE ARE WINE LLC -  
Invoice: 0311 519.14  
20000 Accounts Payable - Trade 3/11/16 41375V CDJ WE ARE WINE LLC -  
Invoice: 0371 563.99  
20000 Accounts Payable - Trade 3/11/16 CRA299 CDJ WE ARE WINE LLC -  
Invoice: 0377 480.00  
20000 Accounts Payable - Trade 3/11/16 CRA299 CDJ WE ARE WINE LLC -  
Invoice: 0396 604.61  
20000 Accounts Payable - Trade 3/11/16 CRA299 CDJ WE ARE WINE LLC -  
Invoice: 0372 35.53  
20000 Accounts Payable - Trade 3/11/16 CRA299 CDJ WE ARE WINE LLC -  
Invoice: 0371 563.99  
20000 Accounts Payable - Trade 3/11/16 CRA299 CDJ WE ARE WINE LLC -  
Invoice: 0311 519.14

20000 Accounts Payable - Trade 3/11/16 CRA299 CDJ WE ARE WINE LLC -  
Invoice: 0197 242.36  
20000 Accounts Payable - Trade 3/11/16 CRA299 CDJ WE ARE WINE LLC -  
Invoice: 0253 330.22

**B. Also all information regarding these payments to United Corp, Dudley  
Topper**

28600 Pship Claims Reserve Clearing 1/1/16 Beginning Balance  
28600 Pship Claims Reserve Clearing 1/27/16 CRA292 CDJ UNITED  
CORPORATION 65,294.61  
28600 Pship Claims Reserve Clearing 3/9/16 297 CDJ UNITED CORPORATION  
66,559.67  
28600 Pship Claims Reserve Clearing 4/1/16 302 CDJ UNITED CORPORATION  
41,320.75  
28600 Pship Claims Reserve Clearing 4/22/16 16-0422-01 PJ UNITED  
CORPORATION - LUTHERAN FA M SVCS PMT REC'D BY UN1IT,2E4D6.  
2E1AST FOR PE WEST  
28600 Pship Claims Reserve Clearing 6/10/16 CRA312CM PJ UNITED  
CORPORATION - REIMB APR & M AY AP AGING TOT 65,653.79  
28600 Pship Claims Reserve Clearing 8/9/16 CM16-0719-01 PJ UNITED  
CORPORATION - JONES SETTLE MENT VIA UNITED EAST5 C0K,0  
0404.5080 TO COLIANNI  
28600 Pship Claims Reserve Clearing 8/12/16 321CM PJ UNITED  
CORPORATION - CRA REIMB PM T TO UNITED 71,280.75  
28600 Pship Claims Reserve Clearing 8/30/16 16-0813-01CM PJ UNITED  
CORPORATION - PAID BY WEST CRA CK 322 40.00  
28600 Pship Claims Reserve Clearing 10/7/16 CM16-0930 PJ UNITED  
CORPORATION - P'SHIP EAST S EP AP AGING PD BY WES6T0 ,C90R4A.49  
28600 Pship Claims Reserve Clearing 11/23/16 CM16-1031 PJ UNITED  
CORPORATION - CRA CHK 332 T O PAY AP BALANCE AT 1207/,3112/41.612  
28600 Pship Claims Reserve Clearing Change 449,424.39

**C. Explanation of the following re General Liability Insurance (with refunds  
coming in, why a \$50,000 expense for instance)**

63200 Insurance - Gen Liability 0.40 0.00 0.00 0.00 0.00 0.00 50,000.00 0.00  
0.00 0.00 0.00 0.00 50,000.40  
13100 Prepaid Insurance 1/28/16 JE28 GENJ INTER OCEAN 2015 REFUND  
4,865.21  
13100 Prepaid Insurance 1/28/16 JE28 GENJ INTER OCEAN 2015 REFUND  
19,218.81  
13100 Prepaid Insurance 1/28/16 JE28 GENJ INTER OCEAN 2015 REFUND  
14,572.50  
13100 Prepaid Insurance Change 38,656.92

**D. More detail on the Legal Fees to Beckstedt & Associates**

What cases are pending and what been settled, how much?

**E. Explanation why contract labor was needed.**

Contract Labor Expense 98,395.98 0.00 0.00 0.00 0.00 0.00 36,200.00 0.00 0.00  
0.00 3,800.00 5,000.00 0.00 143,395.98

Finally, Hamed again disagrees with any payments to Yusuf or Gaffney which are not supported by time sheets or other proof of hours worked, and seeks recovery of those amounts.

**Dated:** February 13, 2017



**Joel H. Holt, Esq.**  
*Counsel for Plaintiff*  
Law Offices of Joel H. Holt  
2132 Company Street,  
Christiansted, VI 00820  
Email: holtvi@aol.com  
Tele: (340) 773-8709  
Fax: (340) 773-8677

**Carl J. Hartmann III, Esq.**  
*Co-Counsel for Plaintiff*  
5000 Estate Coakley Bay,  
Unit L-6  
Christiansted, VI 00820  
Email: carl@carlhartmann.com  
Tele: (340) 719-8941



### CERTIFICATE OF SERVICE

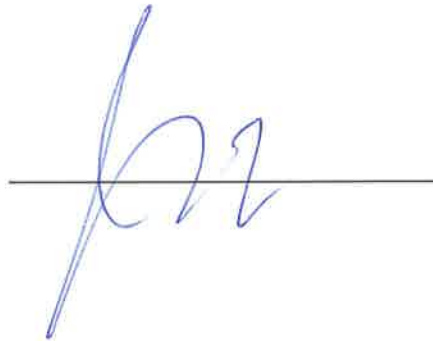
I hereby certify that on this 13th day of February, 2016, I served a copy of the foregoing by email, as agreed by the parties, on:

**Hon. Edgar Ross**  
Special Master  
edgarrossjudge@hotmail.com

**Gregory H. Hodges**  
Law House, 10000 Frederiksberg Gade  
P.O. Box 756  
St. Thomas, VI 00802  
ghodges@dtflaw.com

**Mark W. Eckard**  
Hamm Eckard, LLP  
5030 Anchor Way  
Christiansted, VI 00820  
mark@markeckard.com

**Jeffrey B. C. Moorhead**  
CRT Brow Building  
1132 King Street, Suite 3  
Christiansted, VI 00820  
jeffreymlaw@yahoo.com

A handwritten signature in blue ink is written over a horizontal line. The signature is stylized and appears to be the initials 'JBM'.

# Exhibit E

These reserves include the claims of Wadda Charriez<sup>8</sup> since her counterclaims are effectively against the Partnership and, therefore, constitute a potential obligation of the Partnership.

### III. Outstanding Debts of the Partnership

Although nearly all of the undisputed Debts of the Partnership have been paid or resolved, the following Debts remain:

#### A. Miscellaneous Debts

There are Debts totaling \$176,267.97, which must be paid prior to any distribution of the remaining Partnership Assets to the Partners<sup>9</sup>. This amount relates primarily to accounts payable for open tax issues from 2013.

#### B. Unpaid Rent for Plaza Extra-East and Adjacent Bays

While the Court determined that certain past due rent obligations for Plaza Extra-East must be paid pursuant to the Rent Order, there remain additional rent claims for Plaza Extra-East. These claims have not yet been resolved<sup>10</sup> and, if found to be due and owing, then these are Debts of the Partnership that should be paid prior to any distribution of the remaining Partnership Assets to the Partners.

United makes the following claims against the Partnership as set forth in its Amended Counterclaim and Motion For Partial Summary Judgment Regarding Rent:

<sup>8</sup> These claims are the subject of a separate suit, United Corporation v. Wadda Charriez, SX-13-CV-152, which Yusuf has moved to consolidate into this action for resolution. *See* Motion to Consolidate filed on March 17, 2016.

<sup>9</sup> The total liabilities are reflected in the Partnership balance sheet provided to the Master and counsel for the Partners by Gaffney on September 30, 2016.

<sup>10</sup> *See* Rent Order, p. 2, n. 1; p. 11, n. 4.

EXHIBIT A

Claim Distribution Summary

|   |                       |                |
|---|-----------------------|----------------|
| I. Total Assets Remaining After Liquidation: <sup>1</sup> |                       | \$8,957,168.54 |
| II. Less Reserves:  |                       |                |
| A. Tutu Park Rent:  | \$ 887,203.26         |                |
| B. Tutu Park Property Taxes: <sup>2</sup>                 | \$ 14,356.44          |                |
| C. Matching Payment to United: <sup>3</sup>               | \$ 9,812.14           |                |
| D. FUTA Taxes:  | \$ 350,000.00         |                |
| E. Master's Fees <sup>4</sup> :                           | \$ 150,000.00         |                |
| F. Accounting Fees:                                       | \$ 30,000.00          |                |
| G. Litigation Risks:                                      | <u>\$1,320,777.00</u> |                |
| Subtotal:   | \$2,762,148.84        |                |

Balance Less Reserves: \$6,195,019.70

III. Less Debts of the Partnership:

|   |                      |
|---|----------------------|
| A. <u>Balance Sheet Liabilities<sup>5</sup></u> | \$ 176,267.97        |
| B. Add'l Rent for Bay 1:                        | \$ 6,974,063.10      |
| C. Interest on Bay 1 Rent Awarded:              | \$ 881,955.08        |
| D. Rent for Bays 5 & 8:                         | \$ 793,984.34        |
| E. Interest on Unpaid Rent, Bays 5 & 8:         | \$ 241,005.18        |
| F. Reimb. United for Gross Receipts Taxes       | \$ 60,586.96         |
| G. Black Book Balance owed to United            | \$ 49,997.00         |
| H. Ledger Balances owed to United               | \$ 199,760.00        |
| I. Water Revenue Re: Plaza Extra-East           | \$ 693,207.46        |
| J. Unreimbursed Transfers from United           | <u>\$ 188,132.00</u> |
| Subtotal:                                       | \$10,258,959.09      |

IV. Net Partnership Assets Available for Distribution After Debts and Reserves: .(\$4,063,939.39)

V. Past Partnership Withdrawals and Distribution Reconciliation:

|  |                 |
|--|-----------------|
| A. Net funds withdrawn or deemed to be a distribution between the Partners per BDO Report - Net Due to Yusuf: <sup>6</sup> | \$ 9,670,675.36 |
|--|-----------------|

<sup>1</sup> See Partnership Balance Sheet as of August 31, 2016 provided by John Gaffney to the Master and counsel for the Partners on September 30, 2016.

<sup>2</sup> See ftn. 6 to Tenth Bi-Monthly Report filed on September 30, 2016.

<sup>3</sup> See ftn. 6 to Tenth Bi-Monthly Report filed on September 30, 2016.

<sup>4</sup> This is an estimated amount.

<sup>5</sup> See Total Liabilities shown on Balance Sheet provided by John Gaffney on September 30, 2016.

<sup>6</sup> See BDO Report at p. 63.

# Exhibit F

**IN THE SUPERIOR COURT OF THE VIRGIN ISLANDS  
DIVISION OF ST. CROIX**

|  |   |                          |
|--|---|--------------------------|
| WALEED HAMED, as Executor of the<br>Estate of MOHAMMAD HAMED,                                | ) |                          |
|  | ) |                          |
| Plaintiff/Counterclaim Defendant,  | ) | CIVIL NO. SX-12-CV-370   |
| v.   | ) |                          |
|  | ) | ACTION FOR INJUNCTIVE    |
| FATHI YUSUF and UNITED CORPORATION,  | ) | RELIEF, DECLARATORY      |
|  | ) | JUDGMENT, AND            |
| Defendants/Counterclaimants,   | ) | PARTNERSHIP DISSOLUTION, |
| v.   | ) | WIND UP, AND ACCOUNTING  |
|  | ) |                          |
| WALEED HAMED, WAHEED HAMED,<br>MUFEED HAMED, HISHAM HAMED, and<br>PLESSEN ENTERPRISES, INC., | ) |                          |
|  | ) |                          |
| <u>Additional Counterclaim Defendants.</u>   | ) | Consolidated With        |
|  | ) |                          |
| WALEED HAMED, as Executor of the<br>Estate of MOHAMMAD HAMED,                                | ) |                          |
|  | ) | CIVIL NO. SX-14-CV-287   |
| Plaintiff,   | ) |                          |
| v.   | ) | ACTION FOR DAMAGES AND   |
|  | ) | DECLARATORY JUDGMENT     |
| UNITED CORPORATION,  | ) |                          |
|  | ) |                          |
| <u>Defendant.</u>  | ) |                          |
|  | ) |                          |
| WALEED HAMED, as Executor of the<br>Estate of MOHAMMAD HAMED,                                | ) | CIVIL NO. SX-14-CV-278   |
|  | ) |                          |
| Plaintiff,   | ) | ACTION FOR DEBT AND      |
| v.   | ) | CONVERSION               |
|  | ) |                          |
| FATHI YUSUF,   | ) |                          |
|  | ) |                          |
| <u>Defendant.</u>  | ) |                          |

**YUSUF'S AMENDED ACCOUNTING CLAIMS  
LIMITED TO TRANSACTIONS OCCURRING ON OR AFTER SEPTEMBER 17, 2006**

**Disputed/Undisputed, Ripe for Determination or Discovery Needed:** The parties and the Master should be able to agree upon the amount necessary to be set aside for payment of the Master's future fees and expenses.

**D. Accounting Fees**

Accounting fees for coordination and payment of various Debts and wind up of the Partnership will need to be reserved. It is estimated that \$30,000.00 should be set aside for such expenses.

**Disputed/Undisputed, Ripe for Determination or Discovery Needed:** It is Yusuf's position that this item should not be disputed and is ripe for determination by the Master.

**E. Funds to Be Held in Reserve for Litigation Risks**

Reserves must be set aside for pending and possible litigation relating to claims for injuries allegedly suffered at the various Plaza Extra Stores prior to the dissolution of the Partnership and transfer of ownership of the stores. *See* Exhibit C-2 to the Seventh Bi-Monthly Report filed on April 1, 2016. Yusuf submits that the amount required to satisfy the potential risk to the Partnership as well as costs and expenses not otherwise covered by insurance for those claims is approximately \$1,320,777.00. This amount is comprised of two primary components: 1) pending claims and 2) estimated future claims.<sup>7</sup>

As to the pending claims, they are further divided into two categories: a) those claims with insurance coverage and a self-insured retention and b) uncovered claims. For those claims with insurance coverage, reserves are calculated by considering the total amount claimed or last

---

<sup>7</sup> At present, Yusuf is unaware of any unfiled claims within the statute of limitations.

demanded in settlement by the plaintiffs, multiplied by the probability of plaintiffs' success in each case, added to the costs for the litigation not covered by insurance.<sup>8</sup>

As to the estimated future claims, the average value of claims in a given year is calculated by review of historical claims. Then this value is multiplied by the average number of claims per year and by the number of years in the statute of limitation period to determine the total risk. That figure is in turn multiplied by the percentage of time remaining in the applicable statute of limitations. The statute of limitations is calculated for each store from the last date it was controlled by the Partnership; i.e. March 9, 2015 for Plaza Extra-East and West, and April 30, 2015 for Plaza Extra-Tutu Park. Such formulas are commonly utilized to evaluate risk exposure by insurers in setting insurance loss reserves.<sup>9</sup>

These reserves include the claims of Wadda Charriez<sup>10</sup> since her counterclaims are effectively against the Partnership and, therefore, constitute a potential obligation of the Partnership.

**Disputed/Undisputed, Ripe for Determination or Discovery Needed:** It is Yusuf's position that this item should not be disputed. The Master should assess whether the estimated amounts for the reserves should be adjusted but it is otherwise ready for determination.

### **III. Outstanding Debts of the Partnership**

Although nearly all of the undisputed Debts of the Partnership have been paid or resolved, the following Debts remain:

<sup>8</sup> See Exhibit B to the Original Claims, Litigation Reserves Calculations.

<sup>9</sup> *A User-Friendly Introduction to Property and Casualty Claims Reserves*, Joseph Calandro, Jr. and Thomas J. O'Brien, 2004, describing accounting methodologies as to assessment of litigation risks and costs for setting reserves.

<sup>10</sup> These claims are the subject of a separate suit, United Corporation v. Wadda Charriez, SX-13-CV-152, which Yusuf has moved to consolidate into this action for resolution. See Motion to Consolidate filed on March 17, 2016.



**A. Miscellaneous Debts**

There are Debts totaling \$167,114.78, which must be paid prior to any distribution of the remaining Partnership Assets to the Partners<sup>11</sup>. This amount relates primarily to accounts payable for open tax issues.

**Disputed/Undisputed, Ripe for Determination or Discovery Needed:** It is Yusuf's position that this item should not be disputed and is ready for determination by the Master.

**B. Unpaid Rent for Plaza Extra-East and Adjacent Bays**

While the Court determined that certain past due rent obligations for Plaza Extra-East must be paid pursuant to the Rent Order, there remain additional rent claims for Plaza Extra-East. These claims have not yet been resolved<sup>12</sup> and, if found to be due and owing, then these are Debts of the Partnership that should be paid prior to any distribution of the remaining Partnership Assets to the Partners.

United makes the following claims against the Partnership as set forth in its Amended Counterclaim and Motion For Partial Summary Judgment Regarding Rent:

**1. Bay 1 – Increased Rent Due Net of Rent Paid**

United provided formal notice of increased rent of \$200,000 per month to the Partnership, which was to begin on January 1, 2012 through March 31, 2012, if the premises were not vacated before then. Thereafter, beginning on April 1, 2012 through March 8, 2015, United provided formal notice of increased rent of \$250,000 per month. See Exhibit D to Yusuf's Declaration dated August 12, 2014 (the "Yusuf Declaration") in support of Defendants'

<sup>11</sup> These liabilities are as of December 31, 2016 and are reflected in the Partnership financial statement provided to the Master and counsel for the Partners by Gaffney on January 31, 2017. As of August 31, 2017, Gaffney advises that these liabilities are \$69,273.51, which includes the \$30,000 accrued for accounting fees pursuant to § II D, above.

<sup>12</sup> See Rent Order, p. 2, n. 1; p. 11, n. 4.

| Original Claim Distribution Summary<br>Submitted September 30, 2016<br>(and amended in December 2016) | Amended Claim Distribution Summary<br><u>Submitted October 30, 2017</u>  | Disputed or<br>Undisputed | Ripe for<br>Determination | Additional<br>Discovery<br>Needed |
|---|--|---------------------------|---------------------------|-----------------------------------|
| I. Total Assets Remaining After Liquidation: <sup>1</sup> \$8,957,168.54                              | I. Total Assets Remaining After Liquidation: <sup>2</sup> \$8,879,900.96 | Undisputed                | N/A                       | N/A                               |
| II. Less Reserves   | II. Less Reserves  |                           |                           |                                   |
| A. Tutu Park Property Taxes: <sup>3</sup> \$ 14,356.44  | A. Tutu Park Property Taxes: \$ 14,356.44                                | Undisputed                | Yes                       | No                                |
| B. Matching Payment to United: <sup>4</sup> \$ 9,812.14   | B. Matching Payment to United: <sup>5</sup> \$ 9,812.14                  | Disputed                  | Yes                       | No                                |
| C. FUTA Taxes: \$ 350,000.00  | C. FUTA Taxes: \$ N/A  | N/A                       | N/A                       | N/A                               |
| D. Master's Fees: <sup>6</sup> \$ 150,000.00  | D. Master's Fees: <sup>7</sup> \$ 150,000.00                             | Need Add'l<br>Estimate    | Yes                       | No                                |
| E. Accounting Fees: \$ 30,000.00  | E. <u>Accounting Fees</u> <sup>8</sup> : \$ 30,000.00                    | Need Add'l<br>Estimate    | Yes                       | No                                |
| F. Litigation Risks:<br>Subtotal: \$1,320,777.00<br>\$1,874,945.58                                    | F. Litigation Risks:<br>Subtotal: \$1,320,777.00<br>\$1,524,945.58       | Undisputed                | Yes                       | No                                |
| Balance Less Reserves: \$7,082,222.96   | Balance Less Reserves: \$7,354,955.38                                    |                           |                           |                                   |



<sup>1</sup> See Partnership balance sheet as of August 31, 2016 provided by John Gaffney to the Master and counsel for the Partners on September 30, 2016.

<sup>2</sup> See fn. 4 of the Amended Claims.

<sup>3</sup> See fn. 6 to Tenth Bi-Monthly Report filed on September 30, 2016.

<sup>4</sup> See fn. 6 to Tenth Bi-Monthly Report filed on September 30, 2016.

<sup>5</sup> See fn. 5 to Twelfth and Final Bi-Monthly Report filed on January 31, 2017.

<sup>6</sup> This is an estimated amount.

<sup>7</sup> This is an estimated amount to be updated by the Master.

<sup>8</sup> This is an estimated amount.

| III. Less Debts of the Partnership:   |                  | III. Less Debts of the Partnership:   |                  | Disputed or Undisputed | Ripe for Determination | Additional Discovery Needed |
|---|------------------|---|------------------|------------------------|------------------------|-----------------------------|
| A. Balance Sheet Liabilities <sup>9</sup>                                       | \$ 176,267.97    | A. Balance Sheet Liabilities <sup>10</sup>                                      | \$ 39,273.51     | Disputed               | Yes                    | No                          |
| B. Add'l Rent for Bay 1:  | \$ 6,974,063.10  | B. Add'l Rent for Bay 1:  | \$ 6,974,063.10  | Disputed               | Yes                    | No                          |
| C. Int. on Bay 1 Rent Awarded:  | \$ 881,955.08    | C. Int. on Bay 1 Rent Awarded:  | \$ 881,955.08    | Disputed               | Yes                    | No                          |
| D. Rent for Bays 5 & 8:   | \$ 793,984.34    | D. Rent for Bays 5 & 8:   | \$ 793,984.34    | Disputed               | Yes                    | No                          |
| E. Int. on Unpaid Rent, Bays 5 & 8:   | \$ 241,005.18    | E. Int. on Unpaid Rent, Bays 5 & 8:   | \$ 241,005.18    | Disputed               | Yes                    | No                          |
| F. Reimb. United for Gross Receipts Taxes                                       | \$ 60,586.96     | F. Reimb. United for Gross Receipts Taxes                                       | \$ 60,586.96     | Disputed               | No                     | Yes                         |
| G. Black Book Balance owed to United  | \$ 49,997.00     | G. Black Book Balance owed to United  | \$ 49,997.00     | Disputed               | No                     | Yes                         |
| H. Ledger Balances owed to United   | \$ 199,760.00    | H. Ledger Balances owed to United   | \$ 199,760.00    | Disputed               | No                     | Yes                         |
| I. Water Revenue Re: Plaza Extra-East   | \$ 693,207.46    | I. Water Revenue Re: Plaza Extra-East   | \$ 693,207.46    | Disputed               | No                     | Yes                         |
| J. Unreimbursed Transfers from United   | \$ 188,132.00    | J. Unreimbursed Transfers from United   | \$ 188,132.00    | Disputed               | No                     | Yes                         |
| Subtotal:   | \$10,258,959.09  | Subtotal:   | \$10,121,964.60  |                        |                        |                             |
| IV. Net Partnership Assets Available for Distribution After Debts and Reserves: | (\$3,176,736.04) | IV. Net Partnership Assets Available for Distribution After Debts and Reserves: | (\$2,767,009.22) |                        |                        |                             |

<sup>9</sup> See Total Liabilities shown on balance sheet provided by John Gaffney on September 30, 2016.

<sup>10</sup> See fn. 11 of the Amended Claims. Since \$30,000 was included as a reserve in item II E, above, that amount was not also included in the balance sheet liabilities.

|   |   |   |   |   |
|---|---|---|---|---|
| <p>V. Past Partnership Withdrawals and Distribution Reconciliation:</p> <p>A. Net funds withdrawn or deemed to be a distribution between the Partners per BDO Report – Net Due to Yusuf<sup>11</sup>: \$ 9,670,675.36</p> | <p>V. Past Partnership Withdrawals and Distribution Reconciliation:</p> <p>A. Net funds withdrawn or deemed to be a distribution between the Partners per BDO Report – Net Due to Yusuf<sup>12</sup>: \$ 2,549,819.22</p> | <p>Disputed or Undisputed</p> <p>Disputed</p>             | <p>Ripe For Determination</p> <p>No</p> | <p>Additional Discovery Needed</p> <p>Yes</p> |
| <p>VI. Y&amp;S Corporation and R&amp;F Condominium Stock Sale Proceeds Distribution: \$802,966.00</p>   | <p>VI. Y&amp;S Corporation and R&amp;F Condominium Stock Sale Proceeds Distribution: \$ 0</p>   | <p>No longer applicable as barred by Accounting Order</p> | <p>N/A</p>                              | <p>N/A</p>                                    |
| <p>VII. Foreign Accounts and Jordanian Properties:</p> <p>A. Net Due to Yusuf: \$TBD, but at least \$434,921.37</p>   | <p>VII. Foreign Accounts and Jordanian Properties</p> <p>A. Net Due to Yusuf: \$TBD, but at least \$434,921.37 (Exhibit R)</p>  | <p>Disputed</p>   | <p>No</p>                               | <p>Yes</p>                                    |
| <p>VIII. Loss of Going Concern Value of Plaza Extra West: \$4,385,000.00</p>  | <p>VIII. Loss of Going Concern Value of Plaza Extra West: \$4,385,000.00</p>  | <p>Disputed</p>   | <p>No</p>                               | <p>Yes</p>                                    |

<sup>11</sup> See BDO Report at p. 63.

<sup>12</sup> See Exhibit J-2.

# Exhibit G

IN THE SUPERIOR COURT OF THE VIRGIN ISLANDS  
DIVISION OF ST. CROIX

WALEED HAMED, as Executor of the )  
Estate of MOHAMMAD HAMED, )  
 )  
Plaintiff/Counterclaim Defendant, )

v. )

FATHI YUSUF and UNITED CORPORATION, )  
 )  
Defendants/Counterclaimants, )  
v. )

CIVIL NO. SX-12-CV-370

ACTION FOR INJUNCTIVE  
RELIEF, DECLARATORY  
JUDGMENT, AND  
PARTNERSHIP DISSOLUTION,  
WIND UP, AND ACCOUNTING

WALEED HAMED, WAHEED HAMED, )  
MUFEEED HAMED, HISHAM HAMED, and )  
PLESSEN ENTERPRISES, INC., )  
Additional Counterclaim Defendants. )

Consolidated With

WALEED HAMED, as Executor of the )  
Estate of MOHAMMAD HAMED, )  
 )  
Plaintiff, )

CIVIL NO. SX-14-CV-287

ACTION FOR DAMAGES AND  
DECLARATORY JUDGMENT

v. )

UNITED CORPORATION, )  
 )  
Defendant. )

WALEED HAMED, as Executor of the )  
Estate of MOHAMMAD HAMED, )  
 )  
Plaintiff, )

CIVIL NO. SX-14-CV-278

ACTION FOR DEBT AND  
CONVERSION

v. )

FATHI YUSUF, )  
Defendant. )

FATHI YUSUF and )  
UNITED CORPORATION, )  
 )  
Plaintiffs, )

CIVIL NO. ST-17-CV-384

ACTION TO SET ASIDE  
FRAUDULENT TRANSFERS

v. )

THE ESTATE OF MOHAMMAD HAMED, )  
Waleed Hamed as Executor of the Estate of )  
Mohammad Hamed, and )  
THE MOHAMMAD A. HAMED LIVING TRUST, )  
 )  
Defendants. )

**EXHIBIT**  
**2**

Claim H-165

DUDLEY, TOPPER  
AND FEUERZEIG, LLP  
1000 Frederiksberg Gade  
P.O. Box 756  
St. Thomas, U.S. V.I. 00804-0756  
(340) 774-4422

**RESPONSES TO HAMED'S FOURTH INTERROGATORIES PER THE CLAIM  
DISCOVERY PLAN OF 1/29/2018 NOS. 16-28 OF 50**

~~Defendant/Counterclaimants Fathi Yusuf ("Yusuf") and United Corporation~~  
("United")(collectively, the "Defendants") through their attorneys, Dudley, Topper and Feuerzeig, LLP, hereby provide their Responses to Hamed's Fourth Set of Interrogatories per the Claims Discovery Plan of 1/29/2018, Nos. 16-28 of 50 as to Y-5: Reimburse United For Gross Receipt Taxes; H-150 And H-160: United's Gross Receipts Taxes; H-152: United's Corporate Franchise Taxes And Fees; H-153: P Funds Used to Pay United's Property Insurance; H-7: Kac357, Inc. Payment Of Invoices from J. David Jackson, PC; H-8: David Jackson, CPA, Bill Owed For Tax Work Done; H-15: NejeH Yusuf's Case Withdrawals from Safe; H-22: NejeH Yusuf Removed Property Belonging To Kac357, Inc.; H-142: Half Acre In Estate Tutu; H-146: Imbalance In Credit Card Points; H-147: Vendor Rebates; H-154: Attorney And Accounting Fees Paid Re Criminal Case; H-163: Loss Of Assets Due To Wrongful Dissolution; H-164: Inventory Adjusted Downward By \$1,660,000; H-165: Debts Totaling \$176,267.97.

**GENERAL OBJECTIONS**

Defendants make the following general objections to the Interrogatories. These general objections apply to all or many of the Interrogatories, thus, for convenience, they are set forth herein and are not necessarily repeated after each objectionable Request to Admit. The assertion of the same, similar, or additional objections in the individual responses to the Interrogatories, or the failure to assert any additional objections to a discovery request does not waive any of Defendants' objections as set forth below:

DUDLEY, TOPPER  
AND FEUERZEIG, LLP

1000 Frederiksberg Gade  
P.O. Box 758

St. Thomas, U.S. V.I. 00904-0758


(340) 774-4422

**Interrogatory 27 of 50:**

Interrogatory 27 of 50 relates to Claim No. H-165: "Debts totaling \$176,267.97, which must be paid prior to any distribution of the remaining Partnership Assets to the Partners," as of September 30, 2016, as described in Hamed's November 16, 2017 Motion for a Hearing Before Special Master, Exhibit 3.

With respect to H-165, described in detail, with reference to all related and underlying documents, each of the "debts totaling \$176,267.97, which must be paid prior to any distribution of the remaining Partnership Assets to the Partners,"

**Response:**



Defendants object to this interrogatory as vague, ambiguous, and compound such that the total number of interrogatories together with their sub parts and other discovery exceeds the maximum allowable number of interrogatories under the JDSP and violates both the spirit and the terms of the JDSP limiting the number of interrogatory questions.

Defendants further object because all information as to the accounting performed by Mr. Gaffney during his employment as the accountant for the Partnership has been provided by John Gaffney in various forms including the submissions accompanying the numerous bi-monthly reports as well as the additional information and explanations provided by Gaffney directly to counsel and accountants for Hamed. This question relates to an accounting allocation made by the accountant to the Partnership under the supervision of the Master. Yusuf, as a partner, is without sufficient knowledge to respond to this inquiry as the information is not with in his care, custody or control. Yusuf has made reasonable inquiry into this Interrogatory and the information he knows or can readily obtain is insufficient to enable him to respond to same.




Defendants further object on the grounds that the responsive information cannot be readily obtained by making reasonable inquiries as these inquiries require the skilled and detailed attention and focus of John Gaffney, former Partnership accountant, to revisit his accounting and work papers. Yusuf is no longer being paid to function as the Liquidating Partner to answer questions on behalf of the Partnership and the accounting that took place during the liquidation process. Likewise, John Gaffney is no longer employed by the Partnership to function in the role as Partnership accountant. To respond to these questions, the expertise and knowledge of John Gaffney is necessary, which diverts him away from his employment with United. Rather, if Hamed seeks information from John Gaffney for questions as to the accounting efforts he undertook as the Partnership accountant, Hamed should be required to compensate John Gaffney for his time in researching and preparing those responses. Furthermore, many of these inquiries as to the Partnership accounting are duplicative of questions Gaffney has previously addressed at or near the time that the transactions took place. Reorienting now as to transactions from years ago constitutes an undue burden and causes unnecessary time and expense. If Hamed seeks to revisit these issues, Hamed should bear the cost.

Without waiving any objections, Defendants state that this information was previously provided in the exhibits to Yusuf's Accounting Claims as well as the Amended Claims. The supporting documentation for same has been provided in the numerous bi-monthly reports or the accompanying financial information prepared by John Gaffney. Defendants incorporate same in lieu of a narrative response.

**DUDLEY, TOPPER AND FEUERZEIG, LLP**

**DATED: May 15<sup>th</sup>**, 2018

By: 

**CHARLOTTE K. PERRELL**  
(V.I. Bar #1281)

Law House  
1000 Frederiksberg Gade - P.O. Box 756  
St. Thomas, VI 00804-0756  
Telephone: (340) 715-4422  
Facsimile: (340) 715-4400  
E-Mail: [cperrell@dtflaw.com](mailto:cperrell@dtflaw.com)

*Attorneys for Fathi Yusuf and United  
Corporation*

**CERTIFICATE OF SERVICE**

It is hereby certified that on this 15<sup>th</sup> day of May, 2018, I caused the foregoing a true and exact copy of the foregoing **RESPONSE TO HAMED'S FOURTH INTERROGATORIES PER THE CLAIMS DISCOVERY PLAN OF 1/29/2018, NOS. 16-28** to be served upon the following via Case Anywhere docketing system:


Joel H. Holt, Esq.  
**LAW OFFICES OF JOEL H. HOLT**  
2132 Company, V.I. 00820  
Email: [joelholtpc@gmail.com](mailto:joelholtpc@gmail.com)

Carl Hartmann, III, Esq.  
5000 Estate Coakley Bay, #L-6  
Christiansted, VI 00820  
Email: [carl@carlhartmann.com](mailto:carl@carlhartmann.com)

Mark W. Eckard, Esq.  
**HAMM & ECKARD, LLP**  
5030 Anchor Way – Suite 13  
Christiansted, St. Croix  
U.S. Virgin Islands 00820-4692  
E-Mail: [mark@markeckard.com](mailto:mark@markeckard.com)

Jeffrey B.C. Moorhead, Esq.  
C.R.T. Building  
1132 King Street  
Christiansted, St. Croix  
U.S. Virgin Islands 00820  
E-Mail: [jeffreymlaw@yahoo.com](mailto:jeffreymlaw@yahoo.com)

**DUDLEY, TOPPER  
AND FEUERZEIG, LLP**  
1000 Frederiksberg Gade  
P.O. Box 756  
St. Thomas, U.S. V.I. 00804-0756  
(340) 774-4422



IN THE SUPERIOR COURT OF THE VIRGIN ISLANDS  
DIVISION OF ST. CROIX

WALEED HAMED, as Executor of the )  
Estate of MOHAMMAD HAMED, )

Plaintiff/Counterclaim Defendant, )

v. )

FATHI YUSUF and UNITED CORPORATION, )

Defendants/Counterclaimants, )

v. )

WALEED HAMED, WAHEED HAMED, )  
MUFEED HAMED, HISHAM HAMED, and )  
PLESSEN ENTERPRISES, INC., )

Additional Counterclaim Defendants. )

WALEED HAMED, as Executor of the )  
Estate of MOHAMMAD HAMED, )

Plaintiff, )

v. )

UNITED CORPORATION, )

Defendant. )

WALEED HAMED, as Executor of the )  
Estate of MOHAMMAD HAMED, )

Plaintiff, )

v. )

FATHI YUSUF, )

Defendant. )

FATHI YUSUF and )  
UNITED CORPORATION, )

Plaintiffs, )

v. )

THE ESTATE OF MOHAMMAD HAMED, )  
Waleed Hamed as Executor of the Estate of )  
Mohammad Hamed, and )  
THE MOHAMMAD A. HAMED LIVING TRUST, )

Defendants. )

CIVIL NO. SX-12-CV-370

ACTION FOR INJUNCTIVE  
RELIEF, DECLARATORY  
JUDGMENT, AND  
PARTNERSHIP DISSOLUTION,  
WIND UP, AND ACCOUNTING

Consolidated With

CIVIL NO. SX-14-CV-287

ACTION FOR DAMAGES AND  
DECLARATORY JUDGMENT

CIVIL NO. SX-14-CV-278

ACTION FOR DEBT AND  
CONVERSION

CIVIL NO. ST-17-CV-384

ACTION TO SET ASIDE  
FRAUDULENT TRANSFERS

**EXHIBIT**  
**12**

Claim H-165

DUDLEY, TOPPER  
AND FEUERZEIG, LLP

1000 Frederiksberg Gate

P.O. Box 756

St. Thomas, U.S. VI 00804-0756

(340) 774-1422

**RESPONSE TO HAMED'S FIFTH REQUEST FOR PRODUCTION OF DOCUMENTS  
NOS. 28-36 OF 50 PURSUANT TO THE CLAIMS DISCOVERY PLAN**

~~Defendant/Counterclaimants Fathi Yusuf ("Yusuf") and United Corporation~~  
("United")(collectively, the "Defendants") through their attorneys, Dudley, Topper and  
Feuerzeig, LLP, hereby provide their Responses to Hamed's Fifth Request for Production of  
Documents Pursuant to the Claims Discovery Plan of 1/29/2018.

**GENERAL OBJECTIONS**


Defendants make the following general objections to the Requests for Production. These  
general objections apply to all or many of the Requests for Production, thus, for convenience,  
they are set forth herein and are not necessarily repeated after each objectionable Requests for  
Production. The assertion of the same, similar, or additional objections in the individual  
responses to the Requests for Production, or the failure to assert any additional objections to a  
discovery request does not waive any of Defendants' objections as set forth below:

(1) Defendants object to these Requests for Production to the extent they may impose  
obligations different from or in addition to those required under the Virgin Islands Rules of Civil  
Procedure.

(2) Defendants object to these Requests for Production to the extent that they use the  
words "any" and "all" as being overly broad, unduly burdensome, immaterial, irrelevant, and not  
reasonably calculated to lead to the discovery of admissible evidence.

(3) Defendants object to these Requests for Production to the extent they seek  
~~information which is protected by the attorney-client privilege or work-product doctrine,~~

DUDLEY, TOPPER  
AND FEUERZEIG, LLP  
1000 Frederiksborg Gade  
P.O. Box 756  
St. Thomas, U.S. V.I. 00804 0756  
(340) 774-4422



**RFPDs 35 of 50:**

**SUBSTANTIALLY THE SAME AS YUSUF RFPD 10.** For any debts Yusuf claims are owed by the Partnership in Exhibit 6, please provide any documents or supporting evidence which supports these debts of the Partnership.

**Response:**

See Exhibits attached to Yusuf's original Accounting Claims and Proposed Distribution previously served upon counsel for Hamed on September 30, 2016 as well as the referenced Bi-Monthly Reports.

**RFPDs 36 of 50:**

**SUBSTANTIALLY THE SAME AS YUSUF RFPD 11.** As to the accounts of Fathi, Mike, Nejeah and Yusuf Yusuf, please produce copies of any and all bank or investment account statements for the period from September 17, 2006 to date.

**Response:**

Defendants object to this Request for Production as vague, ambiguous, and compound such that the total number of Requests for Production together with their sub parts and other discovery exceeds the maximum allowable number of Requests for Production under the JDSP and violates both the spirit and the terms of the JDSP limiting the number of Requests for Production

DUDLEY, TOPPER  
AND FEUERZEIG, LLP

1000 Fredericksberg Gate

P.O. Box 756

St. Thomas, U.S. V.I. 00804-0756

(340) 774-4422

HAMD660392

~~Defendants further object to this Request for Production because it seeks personal financial information concerning Yusuf's sons, who are not parties to this case.~~

~~Defendants further object to this Request for Production because it seeks personal information when there has been no allegation that monies were removed from the partnership by any member of the Yusuf family which were not otherwise disclosed to the Hameds. Furthermore, unlike the Hameds, the Yusufs had sources of income other than the partnership which would account for income and assets in excess of the funds acknowledged to have been withdrawn from the partnership. Hence, the discovery is irrelevant because "the proposed discovery is not relevant to any party's claim or defense." V.I. R. Civ. P. 26(b)(2)(C)(iii).~~

**DUDLEY, TOPPER AND FEUERZEIG, LLP**

DATED: May 15<sup>th</sup>, 2018

By: 

**CHARLOTTE K. PERRELL**

(V.I. Bar #1281)

Law House

1000 Frederiksberg Gade - P.O. Box 756

St. Thomas, VI 00804-0756

Telephone: (340) 715-4422

Facsimile: (340) 715-4400

E-Mail: [cperrell@dtflaw.com](mailto:cperrell@dtflaw.com)

*Attorneys for Fathi Yusuf and United Corporation*

**DUDLEY, TOPPER  
AND FEUERZEIG, LLP**

1000 Frederiksberg Gade

P.O. Box 756

St. Thomas, U.S. V.I. 00804-0756

(340) 774-4422

HAMD660393

# Exhibit H

**IN THE SUPERIOR COURT OF THE VIRGIN ISLANDS  
DIVISION OF ST. CROIX**

**WALEED HAMED**, as Executor of the )  
Estate of MOHAMMAD HAMED, )  
)  
Plaintiff/Counterclaim Defendant, )

v. )

**FATHI YUSUF and UNITED CORPORATION**, )  
)  
Defendants/Counterclaimants, )

v. )

**WALEED HAMED, WAHEED HAMED,** )  
**MUFEED HAMED, HISHAM HAMED,** and )  
**PLESSEN ENTERPRISES, INC.,** )  
)  
Additional Counterclaim Defendants. )

---

**WALEED HAMED**, as Executor of the )  
Estate of MOHAMMAD HAMED, )  
)  
Plaintiff, )

v. )

**UNITED CORPORATION**, )  
)  
Defendant. )

---

**WALEED HAMED**, as Executor of the )  
Estate of MOHAMMAD HAMED, )  
)  
Plaintiff, )

v. )

**FATHI YUSUF**, )  
)  
Defendant. )

---

**CIVIL NO. SX-12-CV-370**

**ACTION FOR INJUNCTIVE  
RELIEF, DECLARATORY  
JUDGMENT, AND  
PARTNERSHIP DISSOLUTION,  
WIND UP, AND ACCOUNTING**

**Consolidated With**

**CIVIL NO. SX-14-CV-287**

**ACTION FOR DAMAGES AND  
DECLARATORY JUDGMENT**

**CIVIL NO. SX-14-CV-278**

**ACTION FOR DEBT AND  
CONVERSION**



|   |   |                               |
|---|---|-------------------------------|
| <b>FATHI YUSUF and</b>                            | ) |                               |
| <b>UNITED CORPORATION,</b>                        | ) |                               |
|   | ) |                               |
|   | ) | <b>CIVIL NO. ST-17-CV-384</b> |
| Plaintiffs,                                       | ) |                               |
|   | ) |                               |
| v.  | ) | <b>ACTION TO SET ASIDE</b>    |
|   | ) | <b>FRAUDULENT TRANSFERS</b>   |
|   | ) |                               |
| <b>THE ESTATE OF MOHAMMAD HAMED,</b>              | ) |                               |
| <b>WALEED HAMED,</b> as Executor of the Estate of | ) |                               |
| Mohammad Hamed, and <b>THE MOHAMMAD A.</b>        | ) |                               |
| <b>HAMED LIVING TRUST,</b>                        | ) |                               |
|   | ) |                               |
|   | ) |                               |
| Defendants.                                       | ) |                               |
|   | ) |                               |
| <hr/>   |   |                               |
| <b>KAC357, INC.,</b> a USVI Corporation,          | ) |                               |
|   | ) |                               |
|   | ) | <b>CASE NO.: SX-18-CV-219</b> |
| Plaintiff,  | ) |                               |
|   | ) |                               |
| v.  | ) | <b>ACTION FOR DEBT AND</b>    |
|   | ) | <b>UNJUST ENRICHMENT</b>      |
|   | ) |                               |
| <b>FATHI YUSUF,</b> a partner, and                | ) |                               |
| <b>THE HAMED-YUSUF PARTNERSHIP</b>                | ) |                               |
| a/k/a <b>THE PLAZA EXTRA SUPERMARKET</b>          | ) |                               |
| <b>PARTNERSHIP,</b>                               | ) |                               |
|   | ) |                               |
|   | ) |                               |
| Defendants.                                       | ) |                               |
|   | ) |                               |
| <hr/>   |   |                               |

**SUPPLEMENTAL RESPONSES  
TO HAMED’S DISCOVERY**

Defendant/Counterclaimants Fathi Yusuf (“Yusuf”) through his attorneys, Dudley Newman Feuerzeig, LLP, hereby provide their Supplemental Responses to Hamed’s discovery as follows:

- 1. Interrogatory No. 27 and RTP 35– Relating to H-165 \$176,267.97 in Unclear Accounting Entries.**

Yusuf reaffirms his prior responses and objections to Interrogatory No. 27 and RTP 35.

Yusuf further supplements his responses to Interrogatory No. 27 and RTP 35:

Yusuf objects again on the grounds that the responsive information cannot be readily obtained by making reasonable inquiries as these inquiries require the skilled and detailed attention and focus of John Gaffney, the Partnership Accountant as the request relates specifically to a valuation that is the product of Gaffney's work in his role as the Partnership Accountant. Hamed has contended that specific reference to supporting information was not previously made. Again, Yusuf believes his prior responses and objections were sufficient but shows that the following documents constitute specific references to the responding information:

1. Partnership Financial Statement from 2016, 2017, 2018 and June 2019, (already in Hamed's possession, but attached again hereto).
2. January 31, 2017 Email from Gaffney with Partnership Financial Statement and Partnership General Ledger (already in Hamed's possession, but attached again hereto).
3. Partnership Accounts Payable General Ledger as to Current Liabilities updated (attached).
4. Printout of specific charges with explanations from John Gaffney (attached). The substance of information was provided to Hamed when the various Bi-Monthly Reports and supporting documentation was provided. As noted, Hamed previously objected, *inter alia*, to payments to Fathi Yusuf for example in his role as Liquidating Partner.

In its essence, the account is a list of liabilities that the Partnership owes and is anticipated to owe and then pays. The value fluctuates as liabilities are incurred and payments made. As explained before, many of the payments reflect potential tax liabilities, salaries paid to Yusuf as liquidating partner and to John Gaffney as the Partnership Accountant. Gaffney was in communication with Judge Ross as to when those salaries should end and same was reflected in the account. Over time, the amount has diminished as payments were made as to those liabilities. At present, the potential liabilities account is down to \$4,150.95, excluding the potential reserve of \$30,000 possible payment to Gaffney. *See* June 2019 Partnership Financial Statement.

In the event, that additional information regarding these values is necessary, Yusuf shows that he is unable to provide the information beyond simply parroting what John Gaffney may explain. John Gaffney is aware of the information as it is the result of his work as the Partnership Accountant.

Respectfully submitted,

**DUDLEY NEWMAN FEUERZEIG, LLP**

**DATED:** November 4, 2019

By: /s/Charlotte K. Perrell  
**GREGORY H. HODGES** (V.I. Bar No. 174)  
**CHARLOTTE K. PERRELL** (V.I. Bar No. 1281)  
P.O. Box 756  
St. Thomas, VI 00804-0756  
The Tunick Building – Suite 101  
St. Thomas, VI 00802  
Telephone: (340) 774-4422  
E-Mail: [ghodges@dnfvi.com](mailto:ghodges@dnfvi.com)  
[cperrell@dnfvi.com](mailto:cperrell@dnfvi.com)

Attorneys for Fathi Yusuf and United Corporation

**CERTIFICATE OF SERVICE**

It is hereby certified that on this 4<sup>th</sup> day of November, 2019, I served a true and correct copy of the foregoing **SUPPLEMENTAL RESPONSES TO HAMED'S DISCOVERY**, which complies with the page and word limitations set forth in Rule 6-1(e), via email addressed to:

Joel H. Holt, Esq.  
**LAW OFFICES OF JOEL H. HOLT**  
Quinn House - Suite 2  
2132 Company Street  
Christiansted, St. Croix  
U.S. Virgin Islands 00820

E-Mail: [joelholtvi.plaza@gmail.com](mailto:joelholtvi.plaza@gmail.com)

Mark W. Eckard, Esq.  
**ECKARD, P.C.**  
P.O. Box 24849  
Christiansted, St. Croix  
U.S. Virgin Islands 00824

E-Mail: [mark@markeckard.com](mailto:mark@markeckard.com)

Carl J. Hartmann, III, Esq.  
5000 Estate Coakley Bay – Unit L-6  
Christiansted, St. Croix  
U.S. Virgin Islands 00820

E-Mail: [carl@carlhartmann.com](mailto:carl@carlhartmann.com)

Jeffrey B.C. Moorhead, Esq.  
**JEFFREY B.C. MOORHEAD, P.C.**  
C.R.T. Brow Building – Suite 3  
1132 King Street  
Christiansted, St. Croix  
U.S. Virgin Islands 00820

E-Mail: [jeffreymlaw@yahoo.com](mailto:jeffreymlaw@yahoo.com)

/s/Charlotte K. Perrell

**VERIFICATION**

I hereby certify under penalty of perjury that the facts contained in each of the foregoing responses to interrogatories are true and correct to the best of my knowledge, information and belief.

Dated: NOV. 4th, 2019

*Paul J. [Signature]* Attesting Individual

TERRITORY OF THE UNITED STATES VIRGIN ISLANDS

DISTRICT OF ST. CROIX ) ss

On this, the 4 day of NOVEMBER, 2019, before me, the undersigned officer, personally appeared the signor known to me (or satisfactorily proven to be) the person whose name is subscribed to the within document and acknowledged that he/she executed the same for the purpose therein contained.

IN WITNESS WHEREOF, I hereunto set my hand and official seal.



Notary Public

BERNARD W. LIBURD  
NOTARY PUBLIC 49-17  
MY COMM EXPR 6/6/2021  
ST. CROIX, US VIRGIN ISLANDS

**United Corporation East (Pship)**  
**General Ledger**  
**For the Period From Jan 1, 2016 to Dec 31, 2016**

| Account ID | Account Description      | Date     | Reference    | Jrnl | Trans Description                    | Debit Amt | Credit Amt | Balance    |
|------------|--------------------------|----------|--------------|------|--------------------------------------|-----------|------------|------------|
| 10300      | Cash - Bank Op'g 8830    | 1/1/16   |              |      | Beginning Balance                    |           |            | -871.05    |
| 10300      | Cash - Bank Op'g 8830    | 12/31/16 | XJE111       | GENJ | W/O P'SHIP STALE DTD O/S CK 100095   | 500.00    |            |            |
| 10300      | Cash - Bank Op'g 8830    | 12/31/16 | XJE111       | GENJ | W/O P'SHIP STALE DTD O/S CK 100055   | 149.17    |            |            |
| 10300      | Cash - Bank Op'g 8830    | 12/31/16 | XJE111       | GENJ | W/O P'SHIP STALE DTD O/S CK 100309   | 87.17     |            |            |
| 10300      | Cash - Bank Op'g 8830    | 12/31/16 | XJE111       | GENJ | W/O P'SHIP STALE DTD O/S CK 63813    | 99.98     |            |            |
| 10300      | Cash - Bank Op'g 8830    | 12/31/16 | XJE111       | GENJ | W/O P'SHIP STALE DTD O/S CK 99060    | 34.73     |            |            |
| 10300      | Cash - Bank Op'g 8830    |          |              |      | Change                               | 871.05    |            | 871.05     |
| 20000      | Accounts Payable - Trade | 1/1/16   |              |      | Beginning Balance                    |           |            | -65,294.61 |
| 20000      | Accounts Payable - Trade | 1/27/16  | CRA292       | CDJ  | UNITED CORPORATION - Invoice: 15-113 | 6,459.00  |            |            |
| 20000      | Accounts Payable - Trade | 1/27/16  | CRA292       | CDJ  | UNITED CORPORATION - Invoice: CRA28  |           | 30,827.00  |            |
| 20000      | Accounts Payable - Trade | 1/27/16  | CRA292       | CDJ  | UNITED CORPORATION - Invoice: 15-103 | 375.00    |            |            |
| 20000      | Accounts Payable - Trade | 1/27/16  | CRA292       | CDJ  | UNITED CORPORATION - Invoice: 15-082 | 174.00    |            |            |
| 20000      | Accounts Payable - Trade | 1/27/16  | CRA292       | CDJ  | UNITED CORPORATION - Invoice: 15-113 | 22,319.00 |            |            |
| 20000      | Accounts Payable - Trade | 1/27/16  | CRA292       | CDJ  | UNITED CORPORATION - Invoice: 15-122 | 5.75      |            |            |
| 20000      | Accounts Payable - Trade | 1/27/16  | CRA292       | CDJ  | UNITED CORPORATION - Invoice: 15-123 | 26,149.07 |            |            |
| 20000      | Accounts Payable - Trade | 1/27/16  | CRA292       | CDJ  | UNITED CORPORATION - Invoice: 15-121 | 54.89     |            |            |
| 20000      | Accounts Payable - Trade | 1/27/16  | CRA292       | CDJ  | UNITED CORPORATION - Invoice: 15-123 | 27,898.75 |            |            |
| 20000      | Accounts Payable - Trade | 1/27/16  | CRA292       | CDJ  | UNITED CORPORATION - Invoice: 15-123 | 12,686.15 |            |            |
| 20000      | Accounts Payable - Trade | 1/31/16  | 16-0131-01   | PJ   | UNITED CORPORATION                   |           | 24,055.00  |            |
| 20000      | Accounts Payable - Trade | 1/31/16  | 16-0131-02   | PJ   | UNITED CORPORATION                   |           | 8,774.00   |            |
| 20000      | Accounts Payable - Trade | 2/16/16  | 16-0216-01   | PJ   | UNITED CORPORATION                   |           | 317.99     |            |
| 20000      | Accounts Payable - Trade | 2/16/16  | 16-0216-02   | PJ   | UNITED CORPORATION                   |           | 982.68     |            |
| 20000      | Accounts Payable - Trade | 2/29/16  | 16-0229-01   | PJ   | UNITED CORPORATION                   |           | 23,698.00  |            |
| 20000      | Accounts Payable - Trade | 2/29/16  | 16-0229-02   | PJ   | UNITED CORPORATION                   |           | 8,732.00   |            |
| 20000      | Accounts Payable - Trade | 3/9/16   | 297          | CDJ  | UNITED CORPORATION - Invoice: 16-013 | 24,055.00 |            |            |
| 20000      | Accounts Payable - Trade | 3/9/16   | 297          | CDJ  | UNITED CORPORATION - Invoice: 16-022 | 8,732.00  |            |            |
| 20000      | Accounts Payable - Trade | 3/9/16   | 297          | CDJ  | UNITED CORPORATION - Invoice: 16-022 | 23,698.00 |            |            |
| 20000      | Accounts Payable - Trade | 3/9/16   | 297          | CDJ  | UNITED CORPORATION - Invoice: 16-021 | 317.99    |            |            |
| 20000      | Accounts Payable - Trade | 3/9/16   | 297          | CDJ  | UNITED CORPORATION - Invoice: 16-021 | 982.68    |            |            |
| 20000      | Accounts Payable - Trade | 3/9/16   | 297          | CDJ  | UNITED CORPORATION - Invoice: 16-013 | 8,774.00  |            |            |
| 20000      | Accounts Payable - Trade | 3/31/16  | 16-0331-01   | PJ   | UNITED CORPORATION                   |           | 29,603.75  |            |
| 20000      | Accounts Payable - Trade | 3/31/16  | 16-0331-02   | PJ   | UNITED CORPORATION                   |           | 8,717.00   |            |
| 20000      | Accounts Payable - Trade | 3/31/16  | 16-0331-03   | PJ   | UNITED CORPORATION                   |           | 3,000.00   |            |
| 20000      | Accounts Payable - Trade | 4/1/16   | 302          | CDJ  | UNITED CORPORATION - Invoice: 16-033 | 29,603.75 |            |            |
| 20000      | Accounts Payable - Trade | 4/1/16   | 302          | CDJ  | UNITED CORPORATION - Invoice: 16-033 | 3,000.00  |            |            |
| 20000      | Accounts Payable - Trade | 4/1/16   | 302          | CDJ  | UNITED CORPORATION - Invoice: 16-033 | 8,717.00  |            |            |
| 20000      | Accounts Payable - Trade | 4/1/16   | FUTA2013     | PJ   | INTERNAL REVENUE SERVICE             |           | 74,779.10  |            |
| 20000      | Accounts Payable - Trade | 4/15/16  | 16-0415-01   | PJ   | UNITED CORPORATION                   |           | 50.00      |            |
| 20000      | Accounts Payable - Trade | 4/18/16  | 16-0418-01   | PJ   | UNITED CORPORATION                   |           | 260.00     |            |
| 20000      | Accounts Payable - Trade | 4/22/16  | 16-0422-01   | PJ   | UNITED CORPORATION                   | 1,246.21  |            |            |
| 20000      | Accounts Payable - Trade | 4/30/16  | 16-0430-01   | PJ   | UNITED CORPORATION                   |           | 23,683.00  |            |
| 20000      | Accounts Payable - Trade | 4/30/16  | 16-0430-02   | PJ   | UNITED CORPORATION                   |           | 8,612.00   |            |
| 20000      | Accounts Payable - Trade | 4/30/16  | 16-0430-03   | PJ   | UNITED CORPORATION                   |           | 1,000.00   |            |
| 20000      | Accounts Payable - Trade | 5/31/16  | 16-0531-01   | PJ   | UNITED CORPORATION                   |           | 23,683.00  |            |
| 20000      | Accounts Payable - Trade | 5/31/16  | 16-0531-02   | PJ   | UNITED CORPORATION                   |           | 8,612.00   |            |
| 20000      | Accounts Payable - Trade | 5/31/16  | 16-0531-03   | PJ   | UNITED CORPORATION                   |           | 1,000.00   |            |
| 20000      | Accounts Payable - Trade | 6/10/16  | CRA312CM     | PJ   | UNITED CORPORATION                   | 65,653.79 |            |            |
| 20000      | Accounts Payable - Trade | 6/10/16  | CRA312       | CDJ  | UNITED CORPORATION - Invoice: 16-043 | 1,000.00  |            |            |
| 20000      | Accounts Payable - Trade | 6/10/16  | CRA312       | CDJ  | UNITED CORPORATION - Invoice: 16-041 | 260.00    |            |            |
| 20000      | Accounts Payable - Trade | 6/10/16  | CRA312       | CDJ  | UNITED CORPORATION - Invoice: 16-041 | 50.00     |            |            |
| 20000      | Accounts Payable - Trade | 6/10/16  | CRA312       | CDJ  | UNITED CORPORATION - Invoice: 16-042 |           | 1,246.21   |            |
| 20000      | Accounts Payable - Trade | 6/10/16  | CRA312       | CDJ  | UNITED CORPORATION - Invoice: CRA3   |           | 65,653.79  |            |
| 20000      | Accounts Payable - Trade | 6/10/16  | CRA312       | CDJ  | UNITED CORPORATION - Invoice: 16-053 | 8,612.00  |            |            |
| 20000      | Accounts Payable - Trade | 6/10/16  | CRA312       | CDJ  | UNITED CORPORATION - Invoice: 16-053 | 1,000.00  |            |            |
| 20000      | Accounts Payable - Trade | 6/10/16  | CRA312       | CDJ  | UNITED CORPORATION - Invoice: 16-053 | 23,683.00 |            |            |
| 20000      | Accounts Payable - Trade | 6/10/16  | CRA312       | CDJ  | UNITED CORPORATION - Invoice: 16-043 | 23,683.00 |            |            |
| 20000      | Accounts Payable - Trade | 6/10/16  | CRA312       | CDJ  | UNITED CORPORATION - Invoice: 16-043 | 8,612.00  |            |            |
| 20000      | Accounts Payable - Trade | 6/10/16  | CRA315CM     | PJ   | UNITED CORPORATION                   | 500.00    |            |            |
| 20000      | Accounts Payable - Trade | 6/30/16  | 16-0630-01   | PJ   | UNITED CORPORATION                   |           | 28,084.75  |            |
| 20000      | Accounts Payable - Trade | 6/30/16  | 16-0630-02   | PJ   | UNITED CORPORATION                   |           | 10,765.00  |            |
| 20000      | Accounts Payable - Trade | 6/30/16  | 16-0630-03   | PJ   | UNITED CORPORATION                   |           | 1,000.00   |            |
| 20000      | Accounts Payable - Trade | 7/19/16  | 16-0719-01   | PJ   | UNITED CORPORATION                   |           | 50,000.00  |            |
| 20000      | Accounts Payable - Trade | 7/31/16  | 16-0731-01   | PJ   | UNITED CORPORATION                   |           | 22,319.00  |            |
| 20000      | Accounts Payable - Trade | 7/31/16  | 16-0731-02   | PJ   | UNITED CORPORATION                   |           | 8,612.00   |            |
| 20000      | Accounts Payable - Trade | 7/31/16  | 16-0731-03   | PJ   | UNITED CORPORATION                   |           | 1,000.00   |            |
| 20000      | Accounts Payable - Trade | 8/9/16   | CM16-0719-01 | PJ   | UNITED CORPORATION                   | 50,000.00 |            |            |
| 20000      | Accounts Payable - Trade | 8/12/16  | 321CM        | PJ   | UNITED CORPORATION                   | 71,280.75 |            |            |
| 20000      | Accounts Payable - Trade | 8/12/16  | CRA321       | CDJ  | UNITED CORPORATION - Invoice: 16-063 | 28,084.75 |            |            |
| 20000      | Accounts Payable - Trade | 8/12/16  | CRA321       | CDJ  | UNITED CORPORATION - Invoice: 16-073 | 1,000.00  |            |            |
| 20000      | Accounts Payable - Trade | 8/12/16  | CRA321       | CDJ  | UNITED CORPORATION - Invoice: 16-073 | 8,612.00  |            |            |
| 20000      | Accounts Payable - Trade | 8/12/16  | CRA321       | CDJ  | UNITED CORPORATION - Invoice: 16-073 | 22,319.00 |            |            |
| 20000      | Accounts Payable - Trade | 8/12/16  | CRA321       | CDJ  | UNITED CORPORATION - Invoice: 16-063 | 1,000.00  |            |            |
| 20000      | Accounts Payable - Trade | 8/12/16  | CRA321       | CDJ  | UNITED CORPORATION - Invoice: CRA3   |           | 500.00     |            |

| Account ID | Account Description           | Date            | Reference    | Jrnl | Trans Description                    | Debit Amt  | Credit Amt | Balance            |
|------------|-------------------------------|-----------------|--------------|------|--------------------------------------|------------|------------|--------------------|
| 20000      | Accounts Payable - Trade      | 8/12/16         | CRA321       | CDJ  | UNITED CORPORATION - Invoice: 321CM  |            | 71,280.75  |                    |
| 20000      | Accounts Payable - Trade      | 8/12/16         | CRA321       | CDJ  | UNITED CORPORATION - Invoice: 16-063 | 10,765.00  |            |                    |
| 20000      | Accounts Payable - Trade      | 8/13/16         | 16-0813-01   | PJ   | UNITED CORPORATION                   |            | 40.00      |                    |
| 20000      | Accounts Payable - Trade      | 8/17/16         | 16-0817-01   | PJ   | VI EMPLOYMENT SECURITY AGENCY        |            | 38,449.90  |                    |
| 20000      | Accounts Payable - Trade      | 8/30/16         | 16-0813-01CM | PJ   | UNITED CORPORATION                   | 40.00      |            |                    |
| 20000      | Accounts Payable - Trade      | 8/31/16         | 16-0831-01   | PJ   | UNITED CORPORATION                   |            | 27,898.75  |                    |
| 20000      | Accounts Payable - Trade      | 8/31/16         | 16-0831-02   | PJ   | UNITED CORPORATION                   |            | 5,381.62   |                    |
| 20000      | Accounts Payable - Trade      | 8/31/16         | 16-0831-03   | PJ   | UNITED CORPORATION                   |            | 500.00     |                    |
| 20000      | Accounts Payable - Trade      | 9/30/16         | 16-0930-01   | PJ   | UNITED CORPORATION                   |            | 22,319.00  |                    |
| 20000      | Accounts Payable - Trade      | 9/30/16         | 16-0930-02   | PJ   | UNITED CORPORATION                   |            | 4,305.12   |                    |
| 20000      | Accounts Payable - Trade      | 9/30/16         | 16-0930-03   | PJ   | UNITED CORPORATION                   |            | 500.00     |                    |
| 20000      | Accounts Payable - Trade      | 10/7/16         | CM16-0930    | PJ   | UNITED CORPORATION                   | 60,904.49  |            |                    |
| 20000      | Accounts Payable - Trade      | 10/7/16         | CRA326       | CDJ  | UNITED CORPORATION - Invoice: 16-083 | 5,381.62   |            |                    |
| 20000      | Accounts Payable - Trade      | 10/7/16         | CRA326       | CDJ  | UNITED CORPORATION - Invoice: CM16-  |            | 60,904.49  |                    |
| 20000      | Accounts Payable - Trade      | 10/7/16         | CRA326       | CDJ  | UNITED CORPORATION - Invoice: 16-093 | 22,319.00  |            |                    |
| 20000      | Accounts Payable - Trade      | 10/7/16         | CRA326       | CDJ  | UNITED CORPORATION - Invoice: 16-093 | 500.00     |            |                    |
| 20000      | Accounts Payable - Trade      | 10/7/16         | CRA326       | CDJ  | UNITED CORPORATION - Invoice: 16-083 | 500.00     |            |                    |
| 20000      | Accounts Payable - Trade      | 10/7/16         | CRA326       | CDJ  | UNITED CORPORATION - Invoice: 16-083 | 27,898.75  |            |                    |
| 20000      | Accounts Payable - Trade      | 10/7/16         | CRA326       | CDJ  | UNITED CORPORATION - Invoice: 16-093 | 4,305.12   |            |                    |
| 20000      | Accounts Payable - Trade      | 10/31/16        | 16-1031-03   | PJ   | UNITED CORPORATION                   |            | 500.00     |                    |
| 20000      | Accounts Payable - Trade      | 10/31/16        | 16-1031-01   | PJ   | UNITED CORPORATION                   |            | 22,319.00  |                    |
| 20000      | Accounts Payable - Trade      | 10/31/16        | 16-1031-02   | PJ   | UNITED CORPORATION                   |            | 4,305.12   |                    |
| 20000      | Accounts Payable - Trade      | 11/23/16        | CM16-1031    | PJ   | UNITED CORPORATION                   | 27,124.12  |            |                    |
| 20000      | Accounts Payable - Trade      | 11/23/16        | CRA332       | CDJ  | UNITED CORPORATION - Invoice: 16-103 | 4,305.12   |            |                    |
| 20000      | Accounts Payable - Trade      | 11/23/16        | CRA332       | CDJ  | UNITED CORPORATION - Invoice: 16-103 | 500.00     |            |                    |
| 20000      | Accounts Payable - Trade      | 11/23/16        | CRA332       | CDJ  | UNITED CORPORATION - Invoice: CM16-  |            | 27,124.12  |                    |
| 20000      | Accounts Payable - Trade      | 11/23/16        | CRA332       | CDJ  | UNITED CORPORATION - Invoice: 16-103 | 22,319.00  |            |                    |
| 20000      | Accounts Payable - Trade      | 11/30/16        | 16-0817-01CM | PJ   | VI EMPLOYMENT SECURITY AGENCY        | 38,449.90  |            |                    |
| 20000      | Accounts Payable - Trade      | 11/30/16        | 16-1101-01   | PJ   | UNITED CORPORATION                   |            | 27,898.75  |                    |
| 20000      | Accounts Payable - Trade      | 11/30/16        | 16-1130-02   | PJ   | UNITED CORPORATION                   |            | 5,381.40   |                    |
| 20000      | Accounts Payable - Trade      | 12/31/16        | 16-1231-01   | PJ   | UNITED CORPORATION                   |            | 22,319.00  |                    |
| 20000      | Accounts Payable - Trade      | 12/31/16        | 16-1231-02   | PJ   | UNITED CORPORATION                   |            | 5,299.03   |                    |
| 20000      | Accounts Payable - Trade      |                 |              |      | Change                               | 745,910.65 | 816,293.32 | -70,382.67         |
|            |                               | <b>12/31/16</b> |              |      | <b>Ending Balance</b>                |            |            | <b>-135,677.28</b> |
| 23000      | Accrued Expenses              | 1/1/16          |              |      | Beginning Balance                    |            |            | -10,000.00         |
|            |                               | <b>12/31/16</b> |              |      | <b>Ending Balance</b>                |            |            | <b>-10,000.00</b>  |
| 28600      | Pship Claims Reserve Clearing | 1/1/16          |              |      | Beginning Balance                    |            |            |                    |
| 28600      | Pship Claims Reserve Clearing | 1/27/16         | CRA292       | CDJ  | UNITED CORPORATION                   |            | 65,294.61  |                    |
| 28600      | Pship Claims Reserve Clearing | 3/9/16          | 297          | CDJ  | UNITED CORPORATION                   |            | 66,559.67  |                    |
| 28600      | Pship Claims Reserve Clearing | 4/1/16          | 302          | CDJ  | UNITED CORPORATION                   |            | 41,320.75  |                    |
| 28600      | Pship Claims Reserve Clearing | 4/22/16         | 16-0422-01   | PJ   | UNITED CORPORATION - LUTHERAN F      |            | 1,246.21   |                    |
| 28600      | Pship Claims Reserve Clearing | 6/10/16         | CRA312CM     | PJ   | UNITED CORPORATION - REIMB APR &     |            | 65,653.79  |                    |
| 28600      | Pship Claims Reserve Clearing | 8/9/16          | CM16-0719-01 | PJ   | UNITED CORPORATION - JONES SETTL     |            | 50,000.00  |                    |
| 28600      | Pship Claims Reserve Clearing | 8/12/16         | 321CM        | PJ   | UNITED CORPORATION - CRA REIMB PI    |            | 71,280.75  |                    |
| 28600      | Pship Claims Reserve Clearing | 8/30/16         | 16-0813-01CM | PJ   | UNITED CORPORATION - PAID BY WES     |            | 40.00      |                    |
| 28600      | Pship Claims Reserve Clearing | 10/7/16         | CM16-0930    | PJ   | UNITED CORPORATION - P'SHIP EAST     |            | 60,904.49  |                    |
| 28600      | Pship Claims Reserve Clearing | 11/23/16        | CM16-1031    | PJ   | UNITED CORPORATION - CRA CHK 332     |            | 27,124.12  |                    |
| 28600      | Pship Claims Reserve Clearing |                 |              |      | Change                               |            | 449,424.39 | -449,424.39        |
|            |                               | <b>12/31/16</b> |              |      | <b>Ending Balance</b>                |            |            | <b>-449,424.39</b> |
| 39000      | Retained Earnings             | 1/1/16          |              |      | Beginning Balance                    |            |            | 76,165.66          |
|            |                               | <b>12/31/16</b> |              |      | <b>Ending Balance</b>                |            |            | <b>76,165.66</b>   |
| 47000      | Revenue - Miscellaneous Sales | 1/1/16          |              |      | Beginning Balance                    |            |            |                    |
| 47000      | Revenue - Miscellaneous Sales | 4/15/16         | 16-0415-01   | PJ   | UNITED CORPORATION - STT GIFT CEF    | 50.00      |            |                    |
| 47000      | Revenue - Miscellaneous Sales |                 |              |      | Change                               | 50.00      |            | 50.00              |
|            |                               | <b>12/31/16</b> |              |      | <b>Ending Balance</b>                |            |            | <b>50.00</b>       |
| 48000      | Revenue - Sales Discounts     | 1/1/16          |              |      | Beginning Balance                    |            |            |                    |
| 48000      | Revenue - Sales Discounts     | 8/13/16         | 16-0813-01   | PJ   | UNITED CORPORATION - GIFT CERT RE    | 40.00      |            |                    |
| 48000      | Revenue - Sales Discounts     |                 |              |      | Change                               | 40.00      |            | 40.00              |
|            |                               | <b>12/31/16</b> |              |      | <b>Ending Balance</b>                |            |            | <b>40.00</b>       |
| 51000      | COS - Freight Expense         | 1/1/16          |              |      | Beginning Balance                    |            |            |                    |
| 51000      | COS - Freight Expense         | 4/18/16         | 16-0418-01   | PJ   | UNITED CORPORATION - REIMB PE EA     | 260.00     |            |                    |
| 51000      | COS - Freight Expense         |                 |              |      | Change                               | 260.00     |            | 260.00             |
|            |                               | <b>12/31/16</b> |              |      | <b>Ending Balance</b>                |            |            | <b>260.00</b>      |
| 63200      | Insurance - Gen Liability     | 1/1/16          |              |      | Beginning Balance                    |            |            |                    |
| 63200      | Insurance - Gen Liability     | 7/19/16         | 16-0719-01   | PJ   | UNITED CORPORATION - JONES SETTL     | 50,000.00  |            |                    |
| 63200      | Insurance - Gen Liability     |                 |              |      | Change                               | 50,000.00  |            | 50,000.00          |
|            |                               | <b>12/31/16</b> |              |      | <b>Ending Balance</b>                |            |            | <b>50,000.00</b>   |
| 63600      | Insurance - Workers' Comp     | 1/1/16          |              |      | Beginning Balance                    |            |            |                    |
| 63600      | Insurance - Workers' Comp     | 2/16/16         | 16-0216-01   | PJ   | UNITED CORPORATION - WORKERS' CI     | 317.99     |            |                    |
| 63600      | Insurance - Workers' Comp     |                 |              |      | Change                               | 317.99     |            | 317.99             |
|            |                               | <b>12/31/16</b> |              |      | <b>Ending Balance</b>                |            |            | <b>317.99</b>      |
| 67400      | Taxes - Empr FUTA Expense     | 1/1/16          |              |      | Beginning Balance                    |            |            |                    |
| 67400      | Taxes - Empr FUTA Expense     | 2/16/16         | 16-0216-02   | PJ   | UNITED CORPORATION - FUTA LATE FE    | 982.68     |            |                    |
| 67400      | Taxes - Empr FUTA Expense     | 4/1/16          | FUTA2013     | PJ   | INTERNAL REVENUE SERVICE - 02/12/1   | 74,779.10  |            |                    |
| 67400      | Taxes - Empr FUTA Expense     |                 |              |      | Change                               | 75,761.78  |            | 75,761.78          |
|            |                               | <b>12/31/16</b> |              |      | <b>Ending Balance</b>                |            |            | <b>75,761.78</b>   |
| 67500      | Taxes - Empr VI Unemp         | 1/1/16          |              |      | Beginning Balance                    |            |            |                    |

| Account ID | Account Description      | Date            | Reference    | Jrnl | Trans Description                  | Debit Amt  | Credit Amt | Balance           |
|------------|--------------------------|-----------------|--------------|------|------------------------------------|------------|------------|-------------------|
| 67500      | Taxes - Empr VI Unemp    | 6/10/16         | CRA315CM     | PJ   | UNITED CORPORATION - CREDIT PSHIF  |            | 500.00     |                   |
| 67500      | Taxes - Empr VI Unemp    | 8/17/16         | 16-0817-01   | PJ   | VI EMPLOYMENT SECURITY AGENCY -    | 38,449.90  |            |                   |
| 67500      | Taxes - Empr VI Unemp    | 11/30/16        | 16-0817-01CM | PJ   | VI EMPLOYMENT SECURITY AGENCY -    |            | 38,449.90  |                   |
| 67500      | Taxes - Empr VI Unemp    |                 |              |      | Change                             | 38,449.90  | 38,949.90  | -500.00           |
|            |                          | <b>12/31/16</b> |              |      | <b>Ending Balance</b>              |            |            | <b>-500.00</b>    |
| 68200      | Travel & Hotels Expense  | 1/1/16          |              |      | Beginning Balance                  |            |            |                   |
| 68200      | Travel & Hotels Expense  | 3/31/16         | 16-0331-03   | PJ   | UNITED CORPORATION - GAFFNEY TR/   | 3,000.00   |            |                   |
| 68200      | Travel & Hotels Expense  | 4/30/16         | 16-0430-03   | PJ   | UNITED CORPORATION - GAFFNEY APF   | 1,000.00   |            |                   |
| 68200      | Travel & Hotels Expense  | 5/31/16         | 16-0531-03   | PJ   | UNITED CORPORATION - GAFFNEY MA'   | 1,000.00   |            |                   |
| 68200      | Travel & Hotels Expense  | 6/30/16         | 16-0630-03   | PJ   | UNITED CORPORATION - GAFFNEY JUN   | 1,000.00   |            |                   |
| 68200      | Travel & Hotels Expense  | 7/31/16         | 16-0731-03   | PJ   | UNITED CORPORATION - GAFFNEY JUL   | 1,000.00   |            |                   |
| 68200      | Travel & Hotels Expense  | 8/31/16         | 16-0831-03   | PJ   | UNITED CORPORATION - 50% GAFFNE\   | 500.00     |            |                   |
| 68200      | Travel & Hotels Expense  | 9/30/16         | 16-0930-03   | PJ   | UNITED CORPORATION - 50% GAFFNE\   | 500.00     |            |                   |
| 68200      | Travel & Hotels Expense  | 10/31/16        | 16-1031-03   | PJ   | UNITED CORPORATION - 50% GAFFNE\   | 500.00     |            |                   |
| 68200      | Travel & Hotels Expense  |                 |              |      | Change                             | 8,500.00   |            | 8,500.00          |
|            |                          | <b>12/31/16</b> |              |      | <b>Ending Balance</b>              |            |            | <b>8,500.00</b>   |
| 69000      | Wages - Officer Salaries | 1/1/16          |              |      | Beginning Balance                  |            |            |                   |
| 69000      | Wages - Officer Salaries | 1/31/16         | 16-0131-01   | PJ   | UNITED CORPORATION - FATHI YUSUF   | 24,055.00  |            |                   |
| 69000      | Wages - Officer Salaries | 2/29/16         | 16-0229-01   | PJ   | UNITED CORPORATION - FATHI YUSUF   | 23,698.00  |            |                   |
| 69000      | Wages - Officer Salaries | 3/31/16         | 16-0331-01   | PJ   | UNITED CORPORATION - FATHI YUSUF   | 29,603.75  |            |                   |
| 69000      | Wages - Officer Salaries | 4/30/16         | 16-0430-01   | PJ   | UNITED CORPORATION - FATHI YUSUF   | 23,683.00  |            |                   |
| 69000      | Wages - Officer Salaries | 5/31/16         | 16-0531-01   | PJ   | UNITED CORPORATION - FATHI YUSUF   | 23,683.00  |            |                   |
| 69000      | Wages - Officer Salaries | 6/30/16         | 16-0630-01   | PJ   | UNITED CORPORATION - FATHI YUSUF   | 28,084.75  |            |                   |
| 69000      | Wages - Officer Salaries | 7/31/16         | 16-0731-01   | PJ   | UNITED CORPORATION - FATHY YUSUF   | 22,319.00  |            |                   |
| 69000      | Wages - Officer Salaries | 8/31/16         | 16-0831-01   | PJ   | UNITED CORPORATION - FATHI YUSUF   | 27,898.75  |            |                   |
| 69000      | Wages - Officer Salaries | 9/30/16         | 16-0930-01   | PJ   | UNITED CORPORATION - FATHI YUSUF   | 22,319.00  |            |                   |
| 69000      | Wages - Officer Salaries | 10/31/16        | 16-1031-01   | PJ   | UNITED CORPORATION - FATHI YUSUF   | 22,319.00  |            |                   |
| 69000      | Wages - Officer Salaries | 11/30/16        | 16-1101-01   | PJ   | UNITED CORPORATION - FATHI YUSUF   | 27,898.75  |            |                   |
| 69000      | Wages - Officer Salaries | 12/31/16        | 16-1231-01   | PJ   | UNITED CORPORATION - FATHI YUSUF   | 22,319.00  |            |                   |
| 69000      | Wages - Officer Salaries |                 |              |      | Change                             | 297,881.00 |            | 297,881.00        |
|            |                          | <b>12/31/16</b> |              |      | <b>Ending Balance</b>              |            |            | <b>297,881.00</b> |
| 69200      | Wages - Managers         | 1/1/16          |              |      | Beginning Balance                  |            |            |                   |
| 69200      | Wages - Managers         | 1/31/16         | 16-0131-02   | PJ   | UNITED CORPORATION - JOHN GAFFNI   | 8,774.00   |            |                   |
| 69200      | Wages - Managers         | 2/29/16         | 16-0229-02   | PJ   | UNITED CORPORATION - JOHN GAFFNI   | 8,732.00   |            |                   |
| 69200      | Wages - Managers         | 3/31/16         | 16-0331-02   | PJ   | UNITED CORPORATION - GAFFNEY MAI   | 8,717.00   |            |                   |
| 69200      | Wages - Managers         | 4/30/16         | 16-0430-02   | PJ   | UNITED CORPORATION - JOHN GAFFNI   | 8,612.00   |            |                   |
| 69200      | Wages - Managers         | 5/31/16         | 16-0531-02   | PJ   | UNITED CORPORATION - JOHN GAFFNI   | 8,612.00   |            |                   |
| 69200      | Wages - Managers         | 6/30/16         | 16-0630-02   | PJ   | UNITED CORPORATION - JOHN GAFFNI   | 10,765.00  |            |                   |
| 69200      | Wages - Managers         | 7/31/16         | 16-0731-02   | PJ   | UNITED CORPORATION - JOHN GAFFNI   | 8,612.00   |            |                   |
| 69200      | Wages - Managers         | 8/31/16         | 16-0831-02   | PJ   | UNITED CORPORATION - GAFFNEY AU(   | 5,381.62   |            |                   |
| 69200      | Wages - Managers         | 9/30/16         | 16-0930-02   | PJ   | UNITED CORPORATION - GAFFNEY SEF   | 4,305.12   |            |                   |
| 69200      | Wages - Managers         | 10/31/16        | 16-1031-02   | PJ   | UNITED CORPORATION - GAFFNEY OC'   | 4,305.12   |            |                   |
| 69200      | Wages - Managers         | 11/30/16        | 16-1130-02   | PJ   | UNITED CORPORATION - JOHN GAFFNI   | 5,381.40   |            |                   |
| 69200      | Wages - Managers         | 12/31/16        | 16-1231-02   | PJ   | UNITED CORPORATION - JOHN GAFFNI   | 5,299.03   |            |                   |
| 69200      | Wages - Managers         |                 |              |      | Change                             | 87,496.29  |            | 87,496.29         |
|            |                          | <b>12/31/16</b> |              |      | <b>Ending Balance</b>              |            |            | <b>87,496.29</b>  |
| 80000      | Other Income (Expense)   | 1/1/16          |              |      | Beginning Balance                  |            |            |                   |
| 80000      | Other Income (Expense)   | 12/31/16        | XJE111       | GENJ | W/O P'SHIP STALE DTD O/S CK 100309 |            | 87.17      |                   |
| 80000      | Other Income (Expense)   | 12/31/16        | XJE111       | GENJ | W/O P'SHIP STALE DTD O/S CK 100095 |            | 500.00     |                   |
| 80000      | Other Income (Expense)   | 12/31/16        | XJE111       | GENJ | W/O P'SHIP STALE DTD O/S CK 99060  |            | 34.73      |                   |
| 80000      | Other Income (Expense)   | 12/31/16        | XJE111       | GENJ | W/O P'SHIP STALE DTD O/S CK 100055 |            | 149.17     |                   |
| 80000      | Other Income (Expense)   | 12/31/16        | XJE111       | GENJ | W/O P'SHIP STALE DTD O/S CK 63813  |            | 99.98      |                   |
| 80000      | Other Income (Expense)   |                 |              |      | Change                             |            | 871.05     | -871.05           |
|            |                          | <b>12/31/16</b> |              |      | <b>Ending Balance</b>              |            |            | <b>-871.05</b>    |



**United Corporation STT (Pship)**  
**General Ledger**  
**For the Period From Jan 1, 2016 to Dec 31, 2016**

| Account ID | Account Description           | Date     | Reference  | Jrnl | Trans Description                  | Debit Amt | Credit Amt | Balance    |
|------------|-------------------------------|----------|------------|------|------------------------------------|-----------|------------|------------|
| 10300      | Cash - Bank Op'g 2010         | 1/1/16   |            |      | Beginning Balance                  |           |            | -9,427.94  |
| 10300      | Cash - Bank Op'g 2010         | 3/11/16  | 41375V     | CDJ  | WE ARE WINE LLC                    | 2,704.79  |            |            |
| 10300      | Cash - Bank Op'g 2010         | 12/31/16 | JE31       | GENJ | W/O STALE DATED CHECKS IN CLOSEI   | 6,723.15  |            |            |
| 10300      | Cash - Bank Op'g 2010         |          |            |      | Change                             | 9,427.94  |            | 9,427.94   |
| 10350      | Cash - Bank Payroll 0640      | 1/1/16   |            |      | Beginning Balance                  |           |            | -625.79    |
| 10350      | Cash - Bank Payroll 0640      | 12/31/16 | JE31       | GENJ | W/O STALE DATED CHECKS IN CLOSEI   | 625.79    |            |            |
| 10350      | Cash - Bank Payroll 0640      |          |            |      | Change                             | 625.79    |            | 625.79     |
| 20000      | Accounts Payable - Trade      | 1/1/16   |            |      | Beginning Balance                  |           |            | -11,311.51 |
| 20000      | Accounts Payable - Trade      | 1/1/16   | 16-0101-01 | PJ   | RAJA FOODS                         | 410.00    |            |            |
| 20000      | Accounts Payable - Trade      | 1/25/16  | 16-0125-01 | PJ   | CARIBBEAN REFRIGERATION & MECH     | 5,088.97  |            |            |
| 20000      | Accounts Payable - Trade      | 1/25/16  | 16-0125-02 | PJ   | CARIBBEAN REFRIGERATION & MECH     | 5,812.54  |            |            |
| 20000      | Accounts Payable - Trade      | 3/11/16  | 41375V     | CDJ  | WE ARE WINE LLC - Invoice: 0197    |           | 242.36     |            |
| 20000      | Accounts Payable - Trade      | 3/11/16  | 41375V     | CDJ  | WE ARE WINE LLC - Invoice: 0377    |           | 480.00     |            |
| 20000      | Accounts Payable - Trade      | 3/11/16  | 41375V     | CDJ  | WE ARE WINE LLC - Invoice: 0372    | 35.53     |            |            |
| 20000      | Accounts Payable - Trade      | 3/11/16  | 41375V     | CDJ  | WE ARE WINE LLC - Invoice: 0396    |           | 604.61     |            |
| 20000      | Accounts Payable - Trade      | 3/11/16  | 41375V     | CDJ  | WE ARE WINE LLC - Invoice: 0253    |           | 330.22     |            |
| 20000      | Accounts Payable - Trade      | 3/11/16  | 41375V     | CDJ  | WE ARE WINE LLC - Invoice: 0311    |           | 519.14     |            |
| 20000      | Accounts Payable - Trade      | 3/11/16  | 41375V     | CDJ  | WE ARE WINE LLC - Invoice: 0371    |           | 563.99     |            |
| 20000      | Accounts Payable - Trade      | 3/11/16  | CRA299     | CDJ  | WE ARE WINE LLC - Invoice: 0377    | 480.00    |            |            |
| 20000      | Accounts Payable - Trade      | 3/11/16  | CRA299     | CDJ  | WE ARE WINE LLC - Invoice: 0396    | 604.61    |            |            |
| 20000      | Accounts Payable - Trade      | 3/11/16  | CRA299     | CDJ  | WE ARE WINE LLC - Invoice: 0372    |           | 35.53      |            |
| 20000      | Accounts Payable - Trade      | 3/11/16  | CRA299     | CDJ  | WE ARE WINE LLC - Invoice: 0371    | 563.99    |            |            |
| 20000      | Accounts Payable - Trade      | 3/11/16  | CRA299     | CDJ  | WE ARE WINE LLC - Invoice: 0311    | 519.14    |            |            |
| 20000      | Accounts Payable - Trade      | 3/11/16  | CRA299     | CDJ  | WE ARE WINE LLC - Invoice: 0197    | 242.36    |            |            |
| 20000      | Accounts Payable - Trade      | 3/11/16  | CRA299     | CDJ  | WE ARE WINE LLC - Invoice: 0253    | 330.22    |            |            |
| 20000      | Accounts Payable - Trade      |          |            |      | Change                             | 14,087.36 | 2,775.85   | 11,311.51  |
| 23000      | Accrued Expenses              | 1/1/16   |            |      | Beginning Balance                  |           |            | -10,000.00 |
|            |                               | 12/31/16 |            |      | Ending Balance                     |           |            | -10,000.00 |
| 28600      | Pship Claims Reserve Clearing | 1/1/16   |            |      | Beginning Balance                  |           |            |            |
| 28600      | Pship Claims Reserve Clearing | 1/25/16  | 285        | GENJ | CRMVI INV 4783 PD BY CRA           |           | 5,088.97   |            |
| 28600      | Pship Claims Reserve Clearing | 1/25/16  | 286        | GENJ | CRMVI INV 4984 PD BY CRA           |           | 5,812.54   |            |
| 28600      | Pship Claims Reserve Clearing | 2/8/16   | 293        | GENJ | US CUSTOMS PENALTY PD BY CRA       |           | 2,250.00   |            |
| 28600      | Pship Claims Reserve Clearing | 2/29/16  | 16-0229-02 | GENJ | PSHIP GIFT CERTS REDEEMED IN STT . |           | 3,640.00   |            |
| 28600      | Pship Claims Reserve Clearing | 3/11/16  | CRA299     | CDJ  | WE ARE WINE LLC                    |           | 2,704.79   |            |
| 28600      | Pship Claims Reserve Clearing |          |            |      | Change                             |           | 19,496.30  | -19,496.30 |
|            |                               | 12/31/16 |            |      | Ending Balance                     |           |            | -19,496.30 |
| 39000      | Retained Earnings             | 1/1/16   |            |      | Beginning Balance                  |           |            | 31,365.24  |
|            |                               | 12/31/16 |            |      | Ending Balance                     |           |            | 31,365.24  |
| 48000      | Revenue - Sales Discounts     | 1/1/16   |            |      | Beginning Balance                  |           |            |            |
| 48000      | Revenue - Sales Discounts     | 2/29/16  | 16-0229-02 | GENJ | PSHIP GIFT CERTS REDEEMED IN STT . | 3,640.00  |            |            |
| 48000      | Revenue - Sales Discounts     |          |            |      | Change                             | 3,640.00  |            | 3,640.00   |
|            |                               | 12/31/16 |            |      | Ending Balance                     |           |            | 3,640.00   |
| 50000      | COS - Purchases               | 1/1/16   |            |      | Beginning Balance                  |           |            |            |
| 50000      | COS - Purchases               | 1/1/16   | 16-0101-01 | PJ   | RAJA FOODS - LATE NOTICE OF BAL DU |           | 410.00     |            |
| 50000      | COS - Purchases               |          |            |      | Change                             |           | 410.00     | -410.00    |
|            |                               | 12/31/16 |            |      | Ending Balance                     |           |            | -410.00    |
| 52200      | COS - US Customs Expense      | 1/1/16   |            |      | Beginning Balance                  |           |            |            |
| 52200      | COS - US Customs Expense      | 2/8/16   | 293        | GENJ | US CUSTOMS PENALTY PD BY CRA       | 2,250.00  |            |            |
| 52200      | COS - US Customs Expense      |          |            |      | Change                             | 2,250.00  |            | 2,250.00   |
|            |                               | 12/31/16 |            |      | Ending Balance                     |           |            | 2,250.00   |
| 66700      | Repairs & Maintenance Expense | 1/1/16   |            |      | Beginning Balance                  |           |            |            |
| 66700      | Repairs & Maintenance Expense | 1/25/16  | 285        | GENJ | CRMVI INV 4783 PD BY CRA           | 5,088.97  |            |            |
| 66700      | Repairs & Maintenance Expense | 1/25/16  | 286        | GENJ | CRMVI INV 4984 PD BY CRA           | 5,812.54  |            |            |
| 66700      | Repairs & Maintenance Expense | 1/25/16  | 16-0125-01 | PJ   | CARIBBEAN REFRIGERATION & MECH -   |           | 5,088.97   |            |
| 66700      | Repairs & Maintenance Expense | 1/25/16  | 16-0125-02 | PJ   | CARIBBEAN REFRIGERATION & MECH -   |           | 5,812.54   |            |
| 66700      | Repairs & Maintenance Expense |          |            |      | Change                             | 10,901.51 | 10,901.51  |            |
| 80000      | Other Income (Expense)        | 1/1/16   |            |      | Beginning Balance                  |           |            |            |
| 80000      | Other Income (Expense)        | 12/31/16 | JE31       | GENJ | W/O STALE DATED CHECKS IN CLOSEI   |           | 625.79     |            |
| 80000      | Other Income (Expense)        | 12/31/16 | JE31       | GENJ | W/O STALE DATED CHECKS IN CLOSEI   |           | 6,723.15   |            |
| 80000      | Other Income (Expense)        |          |            |      | Change                             |           | 7,348.94   | -7,348.94  |
|            |                               | 12/31/16 |            |      | Ending Balance                     |           |            | -7,348.94  |

**United Corporation West (Pship)**  
**General Ledger**  
**For the Period From Jan 1, 2016 to Dec 31, 2016**

| Account ID | Account Description     | Date            | Reference | Jrnl | Trans Description                   | Debit Amt | Credit Amt   | Balance           |
|------------|-------------------------|-----------------|-----------|------|-------------------------------------|-----------|--------------|-------------------|
| 10300      | Cash - Bank Op'g 6269   | 1/1/16          |           |      | Beginning Balance                   |           |              | -4,846.12         |
| 10300      | Cash - Bank Op'g 6269   | 12/31/16        | JE31      | GENJ | CLR STALE DATED CHECKS IN CLOSED    | 4,846.12  |              |                   |
| 10300      | Cash - Bank Op'g 6269   |                 |           |      | Change                              | 4,846.12  |              | 4,846.12          |
| 10600      | Cash - Bank Claims 9091 | 1/1/16          |           |      | Beginning Balance                   |           |              | 1,648,436.13      |
| 10600      | Cash - Bank Claims 9091 | 1/5/16          | 283       | GENJ | EDGAR ROSS (INV #4 MASTER FEES)     |           | 43,300.00    |                   |
| 10600      | Cash - Bank Claims 9091 | 1/5/16          | 284       | GENJ | TOPA PROPERTIES (JAN RENT)          |           | 733.33       |                   |
| 10600      | Cash - Bank Claims 9091 | 1/25/16         | 285       | GENJ | CRMVI LLC INV 4783 PD BY CRA FOR S1 |           | 5,088.97     |                   |
| 10600      | Cash - Bank Claims 9091 | 1/25/16         | 286       | GENJ | CRMVI LLC INV 4984 PD BY CRA FOR S1 |           | 5,812.54     |                   |
| 10600      | Cash - Bank Claims 9091 | 1/25/16         | 291       | GENJ | UNITED CORP 12/31/15 AP BAL PD BY C |           | 65,294.61    |                   |
| 10600      | Cash - Bank Claims 9091 | 1/25/16         | 288       | CDJ  | BECKSTEDT & ASSOCIATES              |           | 950.00       |                   |
| 10600      | Cash - Bank Claims 9091 | 1/25/16         | 289       | CDJ  | BECKSTEDT & ASSOCIATES              |           | 1,372.50     |                   |
| 10600      | Cash - Bank Claims 9091 | 1/25/16         | 290       | CDJ  | BECKSTEDT & ASSOCIATES              |           | 540.00       |                   |
| 10600      | Cash - Bank Claims 9091 | 1/25/16         | 287       | CDJ  | AMERICAN MEDIATION INSTITUTE        |           | 1,397.50     |                   |
| 10600      | Cash - Bank Claims 9091 | 1/28/16         | JE28      | GENJ | INTER OCEAN 2015 REFUND             | 38,656.52 |              |                   |
| 10600      | Cash - Bank Claims 9091 | 2/8/16          | CRA294    | GENJ | TOPA PROPERTIES (PSHIP DOC STORA    |           | 733.33       |                   |
| 10600      | Cash - Bank Claims 9091 | 2/8/16          | CRA293    | GENJ | US CUSTOMS (STT PENALTY RE SHPT I   |           | 2,250.00     |                   |
| 10600      | Cash - Bank Claims 9091 | 3/9/16          | 295       | GENJ | TOPA PROPERTIES MAR 2016 RENT       |           | 733.33       |                   |
| 10600      | Cash - Bank Claims 9091 | 3/9/16          | 296       | GENJ | TOPA PROPERTIES APR 2016 RENT       |           | 733.33       |                   |
| 10600      | Cash - Bank Claims 9091 | 3/9/16          | 297       | GENJ | UNITED CORP 2/29/16 AP BAL PD BY CF |           | 66,559.67    |                   |
| 10600      | Cash - Bank Claims 9091 | 3/11/16         | 298       | CDJ  | BECKSTEDT & ASSOCIATES              |           | 21,408.00    |                   |
| 10600      | Cash - Bank Claims 9091 | 3/11/16         | 299       | GENJ | WE ARE WINE LLC PMT BY CRA FOR S1   |           | 2,704.79     |                   |
| 10600      | Cash - Bank Claims 9091 | 4/1/16          | 300       | GENJ | YUSUF - 2015 PTR TAX DISTR          |           | 282,266.73   |                   |
| 10600      | Cash - Bank Claims 9091 | 4/1/16          | 301       | GENJ | HAMED - 2015 PTR TAX DISTR          |           | 282,266.73   |                   |
| 10600      | Cash - Bank Claims 9091 | 4/1/16          | 302       | GENJ | UNITED CORP BAL DUE 3/31 AP AGING   |           | 41,320.75    |                   |
| 10600      | Cash - Bank Claims 9091 | 4/1/16          | 303       | CDJ  | BECKSTEDT & ASSOCIATES              |           | 17,403.00    |                   |
| 10600      | Cash - Bank Claims 9091 | 4/1/16          | 304       | CDJ  | KAC357 LLC                          |           | 3,115.33     |                   |
| 10600      | Cash - Bank Claims 9091 | 4/2/16          | 305       | CDJ  | DUDLEY TOPPER AND FEUERZEIG LL      |           | 9,680.00     |                   |
| 10600      | Cash - Bank Claims 9091 | 5/11/16         | SJ11      | GENJ | IRS REFUND RE 2012 FORM 940         | 10,184.54 |              |                   |
| 10600      | Cash - Bank Claims 9091 | 5/11/16         | 307       | CDJ  | BECKSTEDT & ASSOCIATES              |           | 2,390.00     |                   |
| 10600      | Cash - Bank Claims 9091 | 5/11/16         | 306       | GENJ | TOPA PROPERTIES - DOC WHSE (MAY)    |           | 733.33       |                   |
| 10600      | Cash - Bank Claims 9091 | 6/10/16         | 308       | CDJ  | BECKSTEDT & ASSOCIATES              |           | 3,630.00     |                   |
| 10600      | Cash - Bank Claims 9091 | 6/10/16         | 309       | CDJ  | EDGAR D. ROSS                       |           | 36,200.00    |                   |
| 10600      | Cash - Bank Claims 9091 | 6/10/16         | 310       | CDJ  | TOPA PROPERTIES                     |           | 765.61       |                   |
| 10600      | Cash - Bank Claims 9091 | 6/10/16         | 311       | CDJ  | TOPA PROPERTIES                     |           | 741.40       |                   |
| 10600      | Cash - Bank Claims 9091 | 6/10/16         | 312       | CDJ  | UNITED CORPORATION                  |           | 65,653.79    |                   |
| 10600      | Cash - Bank Claims 9091 | 6/10/16         | 313       | CDJ  | V.I. EMPLOYMENT SECURITY AGENC      |           | 12,082.65    |                   |
| 10600      | Cash - Bank Claims 9091 | 6/10/16         | 314       | CDJ  | V.I. EMPLOYMENT SECURITY AGENC      |           | 240.00       |                   |
| 10600      | Cash - Bank Claims 9091 | 6/10/16         | 315       | CDJ  | V.I. EMPLOYMENT SECURITY AGENC      |           | 725.00       |                   |
| 10600      | Cash - Bank Claims 9091 | 8/9/16          | 316       | CDJ  | TOPA PROPERTIES                     |           | 741.40       |                   |
| 10600      | Cash - Bank Claims 9091 | 8/9/16          | 317       | CDJ  | TOPA PROPERTIES                     |           | 741.40       |                   |
| 10600      | Cash - Bank Claims 9091 | 8/9/16          | 318       | CDJ  | BECKSTEDT & ASSOCIATES              |           | 8,991.30     |                   |
| 10600      | Cash - Bank Claims 9091 | 8/9/16          | 319       | CDJ  | UNITED CORPORATION                  |           | 50,000.00    |                   |
| 10600      | Cash - Bank Claims 9091 | 8/12/16         | 320       | CDJ  | BECKSTEDT & ASSOCIATES              |           | 1,240.50     |                   |
| 10600      | Cash - Bank Claims 9091 | 8/12/16         | 321       | CDJ  | UNITED CORPORATION                  |           | 71,280.75    |                   |
| 10600      | Cash - Bank Claims 9091 | 8/30/16         | 322       | CDJ  | UNITED CORPORATION                  |           | 40.00        |                   |
| 10600      | Cash - Bank Claims 9091 | 8/30/16         | 323       | CDJ  | LINDA ESPRIT                        |           | 397.61       |                   |
| 10600      | Cash - Bank Claims 9091 | 8/30/16         | 324       | CDJ  | BECKSTEDT & ASSOCIATES              |           | 2,427.50     |                   |
| 10600      | Cash - Bank Claims 9091 | 8/30/16         | 325       | CDJ  | SOURCE ACCOUNTING                   |           | 1,550.00     |                   |
| 10600      | Cash - Bank Claims 9091 | 9/30/16         | JE30      | GENJ | VOID CK 227 THAT GALLOW'S BAY BAK   | 65.72     |              |                   |
| 10600      | Cash - Bank Claims 9091 | 10/7/16         | 326       | CDJ  | UNITED CORPORATION                  |           | 60,904.49    |                   |
| 10600      | Cash - Bank Claims 9091 | 10/7/16         | 327       | CDJ  | BECKSTEDT & ASSOCIATES              |           | 495.00       |                   |
| 10600      | Cash - Bank Claims 9091 | 10/7/16         | 328       | CDJ  | TOPA PROPERTIES                     |           | 2,224.20     |                   |
| 10600      | Cash - Bank Claims 9091 | 11/3/16         | 329       | CDJ  | V.I. EMPLOYMENT SECURITY AGENC      |           | 1,273.38     |                   |
| 10600      | Cash - Bank Claims 9091 | 11/23/16        | 331       | CDJ  | LEWIS CONSULTING LLC                |           | 3,800.00     |                   |
| 10600      | Cash - Bank Claims 9091 | 11/23/16        | 332       | CDJ  | UNITED CORPORATION                  |           | 27,124.12    |                   |
| 10600      | Cash - Bank Claims 9091 | 12/6/16         | 330       | CDJ  | V.I. EMPLOYMENT SECURITY AGENC      |           | 24,930.39    |                   |
| 10600      | Cash - Bank Claims 9091 | 12/6/16         | 333       | CDJ  | LEWIS CONSULTING LLC                |           | 5,000.00     |                   |
| 10600      | Cash - Bank Claims 9091 | 12/6/16         | 334       | CDJ  | BECKSTEDT & ASSOCIATES              |           | 1,192.50     |                   |
| 10600      | Cash - Bank Claims 9091 |                 |           |      | Change                              | 48,906.78 | 1,243,180.76 | -1,194,273.98     |
|            |                         | <b>12/31/16</b> |           |      | <b>Ending Balance</b>               |           |              | <b>454,162.15</b> |
| 10700      | Cash - Bank Liquid 9075 | 1/1/16          |           |      | Beginning Balance                   |           |              | 125,605.24        |
| 10700      | Cash - Bank Liquid 9075 | 1/31/16         | JE31      | GENJ | BANCO 9075 SVC FEE                  |           | 20.00        |                   |
| 10700      | Cash - Bank Liquid 9075 | 2/29/16         | JE29      | GENJ | BANCO 9075 SVC FEE                  |           | 20.00        |                   |
| 10700      | Cash - Bank Liquid 9075 | 3/31/16         | JE31      | GENJ | BANCO 9075 SVC CHARGE               |           | 20.00        |                   |
| 10700      | Cash - Bank Liquid 9075 | 4/30/16         | JE30      | GENJ | BANCO 9075 SVC CHARGE               |           | 20.00        |                   |
| 10700      | Cash - Bank Liquid 9075 | 5/31/16         | JE31      | GENJ | SVC CHARGES                         |           | 20.00        |                   |
| 10700      | Cash - Bank Liquid 9075 | 6/30/16         | JE30      | GENJ | SVC CHARGES                         |           | 20.00        |                   |
| 10700      | Cash - Bank Liquid 9075 | 7/31/16         | JE31      | GENJ | BANCO 9075 SVC FEE                  |           | 20.00        |                   |
| 10700      | Cash - Bank Liquid 9075 | 8/31/16         | JE31      | GENJ | STD MONTHLY BK FEE                  |           | 20.00        |                   |
| 10700      | Cash - Bank Liquid 9075 | 9/30/16         | JE30      | GENJ | STD MONTHLY BANK FEE                |           | 20.00        |                   |
| 10700      | Cash - Bank Liquid 9075 | 10/31/16        | JE30      | GENJ | SVC CHARGES                         |           | 20.00        |                   |
| 10700      | Cash - Bank Liquid 9075 | 11/30/16        | JE30      | GENJ | BANCO SVC CHG                       |           | 20.00        |                   |
| 10700      | Cash - Bank Liquid 9075 | 12/31/16        | JE31      | GENJ | BANCO FEE                           |           | 20.00        |                   |
| 10700      | Cash - Bank Liquid 9075 |                 |           |      | Change                              |           | 240.00       | -240.00           |

| Account ID | Account Description           | Date            | Reference    | Jrnl | Trans Description                   | Debit Amt    | Credit Amt   | Balance             |
|------------|-------------------------------|-----------------|--------------|------|-------------------------------------|--------------|--------------|---------------------|
|            |                               | <b>12/31/16</b> |              |      | <b>Ending Balance</b>               |              |              | <b>125,365.24</b>   |
| 11000      | Accounts Receivable - Trade   | 4/1/16          |              |      | Beginning Balance                   |              |              |                     |
| 11000      | Accounts Receivable - Trade   | 4/22/16         | 8 602 8 80CM | SJ   | LUTHERAN SOCIAL SERVICES OF TH      |              | 1,246.21     |                     |
| 11000      | Accounts Receivable - Trade   | 4/22/16         | JE22         | GENJ | LUTHERAN FAM RECOVERY REVERSE       | 1,246.21     |              |                     |
| 11000      | Accounts Receivable - Trade   |                 |              |      | Change                              | 1,246.21     | 1,246.21     |                     |
| 13000      | POS In-Store Charges          | 4/1/16          |              |      | Beginning Balance                   |              |              |                     |
| 13000      | POS In-Store Charges          | 4/22/16         | 8 602 8 80CM | SJ   | LUTHERAN SOCIAL SERVICES OF TH - I  | 1,246.21     |              |                     |
| 13000      | POS In-Store Charges          | 4/22/16         | JE22         | GENJ | LUTHERAN FAM SVCS REC'D BY UNITE    |              | 1,246.21     |                     |
| 13000      | POS In-Store Charges          |                 |              |      | Change                              | 1,246.21     | 1,246.21     |                     |
| 13100      | Prepaid Insurance             | 1/1/16          |              |      | Beginning Balance                   |              |              | 38,656.92           |
| 13100      | Prepaid Insurance             | 1/28/16         | JE28         | GENJ | INTER OCEAN 2015 REFUND             |              | 4,865.21     |                     |
| 13100      | Prepaid Insurance             | 1/28/16         | JE28         | GENJ | INTER OCEAN 2015 REFUND             |              | 19,218.81    |                     |
| 13100      | Prepaid Insurance             | 1/28/16         | JE28         | GENJ | INTER OCEAN 2015 REFUND             |              | 14,572.50    |                     |
| 13100      | Prepaid Insurance             | 1/28/16         | JE28         | GENJ | EXPENSE NOMINAL PREPAID INSUR RE    |              | 0.40         |                     |
| 13100      | Prepaid Insurance             |                 |              |      | Change                              |              | 38,656.92    | -38,656.92          |
| 14600      | Due from (to) Hamed           | 1/1/16          |              |      | Beginning Balance                   |              |              | 524.67              |
| 14600      | Due from (to) Hamed           | 2/29/16         | 16-0229-01   | PJ   | KAC357 LLC - CHG FOR VERA CRUZ \$ F |              | 99.14        |                     |
| 14600      | Due from (to) Hamed           | 2/29/16         | 16-0229-01   | PJ   | KAC357 LLC - CHG FOR VERA CRUZ \$ F |              | 221.95       |                     |
| 14600      | Due from (to) Hamed           | 2/29/16         | 16-0229-01   | PJ   | KAC357 LLC - CHG FOR VERA CRUZ \$ F |              | 203.58       |                     |
| 14600      | Due from (to) Hamed           |                 |              |      | Change                              |              | 524.67       | -524.67             |
| 15100      | Marketable Securities - BPPR  | 1/1/16          |              |      | Beginning Balance                   |              |              | 8,091,374.55        |
| 15100      | Marketable Securities - BPPR  | 1/31/16         | SJE03        | GENJ | POST BPPR NET MONTHLY ACTIVITY      |              | 64,020.12    |                     |
| 15100      | Marketable Securities - BPPR  | 2/1/16          | SJE03        | GENJ | POST BPPR NET MONTHLY ACTIVITY      | 64,020.12    |              |                     |
| 15100      | Marketable Securities - BPPR  | 2/29/16         | SJE03        | GENJ | POST BPPR NET MONTHLY ACTIVITY      |              | 47,194.14    |                     |
| 15100      | Marketable Securities - BPPR  | 3/1/16          | SJE03        | GENJ | POST BPPR NET MONTHLY ACTIVITY      | 47,194.14    |              |                     |
| 15100      | Marketable Securities - BPPR  | 3/31/16         | SJE03        | GENJ | POST BPPR NET MONTHLY ACTIVITY      | 126,945.30   |              |                     |
| 15100      | Marketable Securities - BPPR  | 4/1/16          | SJE03        | GENJ | POST BPPR NET MONTHLY ACTIVITY      |              | 126,945.30   |                     |
| 15100      | Marketable Securities - BPPR  | 4/30/16         | SJE03        | GENJ | POST BPPR NET MONTHLY ACTIVITY      | 169,714.44   |              |                     |
| 15100      | Marketable Securities - BPPR  | 5/1/16          | SJE03        | GENJ | POST BPPR NET MONTHLY ACTIVITY      |              | 169,714.44   |                     |
| 15100      | Marketable Securities - BPPR  | 5/31/16         | SJE103       | GENJ | POST BPPR NET MONTHLY ACTIVITY      | 181,350.90   |              |                     |
| 15100      | Marketable Securities - BPPR  | 6/1/16          | SJE103       | GENJ | POST BPPR NET MONTHLY ACTIVITY      |              | 181,350.90   |                     |
| 15100      | Marketable Securities - BPPR  | 6/30/16         | SJE103       | GENJ | POST BPPR NET MONTHLY ACTIVITY      | 251,662.21   |              |                     |
| 15100      | Marketable Securities - BPPR  | 7/1/16          | SJE103       | GENJ | POST BPPR NET MONTHLY ACTIVITY      |              | 251,662.21   |                     |
| 15100      | Marketable Securities - BPPR  | 7/31/16         | XJE103       | GENJ | POST BPPR NET MONTHLY ACTIVITY      | 360,620.80   |              |                     |
| 15100      | Marketable Securities - BPPR  | 8/1/16          | XJE103       | GENJ | POST BPPR NET MONTHLY ACTIVITY      |              | 360,620.80   |                     |
| 15100      | Marketable Securities - BPPR  | 8/31/16         | XJE103       | GENJ | POST BPPR NET MONTHLY ACTIVITY      | 377,294.04   |              |                     |
| 15100      | Marketable Securities - BPPR  | 9/1/16          | XJE103       | GENJ | POST BPPR NET MONTHLY ACTIVITY      |              | 377,294.04   |                     |
| 15100      | Marketable Securities - BPPR  | 9/30/16         | XJE103       | GENJ | POST BPPR NET MONTHLY ACTIVITY      | 377,087.52   |              |                     |
| 15100      | Marketable Securities - BPPR  | 10/1/16         | XJE103       | GENJ | POST BPPR NET MONTHLY ACTIVITY      |              | 377,087.52   |                     |
| 15100      | Marketable Securities - BPPR  | 10/31/16        | XJE103       | GENJ | POST BPPR NET MONTHLY ACTIVITY      | 271,896.56   |              |                     |
| 15100      | Marketable Securities - BPPR  | 11/1/16         | XJE103       | GENJ | POST BPPR NET MONTHLY ACTIVITY      |              | 271,896.56   |                     |
| 15100      | Marketable Securities - BPPR  | 11/30/16        | XJE103       | GENJ | POST BPPR NET MONTHLY ACTIVITY      | 200,497.35   |              |                     |
| 15100      | Marketable Securities - BPPR  | 12/1/16         | XJE103       | GENJ | POST BPPR NET MONTHLY ACTIVITY      |              | 200,497.35   |                     |
| 15100      | Marketable Securities - BPPR  | 12/31/16        | XJE103       | GENJ | POST BPPR NET MONTHLY ACTIVITY      | 278,027.12   |              |                     |
| 15100      | Marketable Securities - BPPR  |                 |              |      | Change                              | 2,706,310.50 | 2,428,283.38 | 278,027.12          |
|            |                               | <b>12/31/16</b> |              |      | <b>Ending Balance</b>               |              |              | <b>8,369,401.67</b> |
| 15150      | Unrealized (Gain) Loss - BPPR | 1/1/16          |              |      | Beginning Balance                   |              |              | 72,824.35           |
| 15150      | Unrealized (Gain) Loss - BPPR | 1/31/16         | SJE03        | GENJ | POST BPPR NET MONTHLY ACTIVITY      | 65,944.13    |              |                     |
| 15150      | Unrealized (Gain) Loss - BPPR | 2/1/16          | SJE03        | GENJ | POST BPPR NET MONTHLY ACTIVITY      |              | 65,944.13    |                     |
| 15150      | Unrealized (Gain) Loss - BPPR | 2/29/16         | SJE03        | GENJ | POST BPPR NET MONTHLY ACTIVITY      | 59,688.62    |              |                     |
| 15150      | Unrealized (Gain) Loss - BPPR | 3/1/16          | SJE03        | GENJ | POST BPPR NET MONTHLY ACTIVITY      |              | 59,688.62    |                     |
| 15150      | Unrealized (Gain) Loss - BPPR | 3/31/16         | SJE03        | GENJ | POST BPPR NET MONTHLY ACTIVITY      | 89,362.61    |              |                     |
| 15150      | Unrealized (Gain) Loss - BPPR | 4/1/16          | SJE03        | GENJ | POST BPPR NET MONTHLY ACTIVITY      |              | 89,362.61    |                     |
| 15150      | Unrealized (Gain) Loss - BPPR | 4/30/16         | SJE03        | GENJ | POST BPPR NET MONTHLY ACTIVITY      | 144,441.89   |              |                     |
| 15150      | Unrealized (Gain) Loss - BPPR | 5/1/16          | SJE03        | GENJ | POST BPPR NET MONTHLY ACTIVITY      |              | 144,441.89   |                     |
| 15150      | Unrealized (Gain) Loss - BPPR | 5/31/16         | SJE103       | GENJ | POST BPPR NET MONTHLY ACTIVITY      | 145,155.98   |              |                     |
| 15150      | Unrealized (Gain) Loss - BPPR | 6/1/16          | SJE103       | GENJ | POST BPPR NET MONTHLY ACTIVITY      |              | 145,155.98   |                     |
| 15150      | Unrealized (Gain) Loss - BPPR | 6/30/16         | SJE103       | GENJ | POST BPPR NET MONTHLY ACTIVITY      | 173,203.09   |              |                     |
| 15150      | Unrealized (Gain) Loss - BPPR | 7/1/16          | SJE103       | GENJ | POST BPPR NET MONTHLY ACTIVITY      |              | 173,203.09   |                     |
| 15150      | Unrealized (Gain) Loss - BPPR | 7/31/16         | XJE103       | GENJ | POST BPPR NET MONTHLY ACTIVITY      | 286,099.49   |              |                     |
| 15150      | Unrealized (Gain) Loss - BPPR | 8/1/16          | XJE103       | GENJ | POST BPPR NET MONTHLY ACTIVITY      |              | 286,099.49   |                     |
| 15150      | Unrealized (Gain) Loss - BPPR | 8/31/16         | XJE103       | GENJ | POST BPPR NET MONTHLY ACTIVITY      | 277,744.04   |              |                     |
| 15150      | Unrealized (Gain) Loss - BPPR | 9/1/16          | XJE103       | GENJ | POST BPPR NET MONTHLY ACTIVITY      |              | 277,744.04   |                     |
| 15150      | Unrealized (Gain) Loss - BPPR | 9/30/16         | XJE103       | GENJ | POST BPPR NET MONTHLY ACTIVITY      | 261,357.04   |              |                     |
| 15150      | Unrealized (Gain) Loss - BPPR | 10/1/16         | XJE103       | GENJ | POST BPPR NET MONTHLY ACTIVITY      |              | 261,357.04   |                     |
| 15150      | Unrealized (Gain) Loss - BPPR | 10/31/16        | XJE103       | GENJ | POST BPPR NET MONTHLY ACTIVITY      | 164,874.05   |              |                     |
| 15150      | Unrealized (Gain) Loss - BPPR | 11/1/16         | XJE103       | GENJ | POST BPPR NET MONTHLY ACTIVITY      |              | 164,874.05   |                     |
| 15150      | Unrealized (Gain) Loss - BPPR | 11/30/16        | XJE103       | GENJ | POST BPPR NET MONTHLY ACTIVITY      | 95,798.09    |              |                     |
| 15150      | Unrealized (Gain) Loss - BPPR | 12/1/16         | XJE103       | GENJ | POST BPPR NET MONTHLY ACTIVITY      |              | 95,798.09    |                     |
| 15150      | Unrealized (Gain) Loss - BPPR | 12/31/16        | XJE103       | GENJ | POST BPPR NET MONTHLY ACTIVITY      | 130,415.13   |              |                     |
| 15150      | Unrealized (Gain) Loss - BPPR |                 |              |      | Change                              | 1,763,669.03 | 1,894,084.16 | -130,415.13         |
|            |                               | <b>12/31/16</b> |              |      | <b>Ending Balance</b>               |              |              | <b>-57,590.78</b>   |
| 20000      | Accounts Payable - Trade      | 1/1/16          |              |      | Beginning Balance                   |              |              | -4,260.00           |
| 20000      | Accounts Payable - Trade      | 1/1/16          | 1932         | PJ   | BECKSTEDT & ASSOCIATES              |              | 135.00       |                     |
| 20000      | Accounts Payable - Trade      | 1/1/16          | 1934         | PJ   | BECKSTEDT & ASSOCIATES              |              | 112.50       |                     |
| 20000      | Accounts Payable - Trade      | 1/1/16          | 1935         | PJ   | BECKSTEDT & ASSOCIATES              |              | 22.50        |                     |
| 20000      | Accounts Payable - Trade      | 1/1/16          | 1936         | PJ   | BECKSTEDT & ASSOCIATES              |              | 1,745.00     |                     |
| 20000      | Accounts Payable - Trade      | 1/1/16          | 1937         | PJ   | BECKSTEDT & ASSOCIATES              |              | 82.00        |                     |
| 20000      | Accounts Payable - Trade      | 1/1/16          | 1763         | PJ   | BECKSTEDT & ASSOCIATES              |              | 400.00       |                     |

| Account ID | Account Description      | Date     | Reference  | Jrnl | Trans Description                                     | Debit Amt | Credit Amt | Balance |
|------------|--------------------------|----------|------------|------|---|-----------|------------|---------|
| 20000      | Accounts Payable - Trade | 1/1/16   | 1762       | PJ   | BECKSTEDT & ASSOCIATES                                |           | 1,095.00   |         |
| 20000      | Accounts Payable - Trade | 1/1/16   | 1761       | PJ   | BECKSTEDT & ASSOCIATES                                |           | 2,890.00   |         |
| 20000      | Accounts Payable - Trade | 1/1/16   | 1759       | PJ   | BECKSTEDT & ASSOCIATES                                |           | 10,855.00  |         |
| 20000      | Accounts Payable - Trade | 1/25/16  | 288        | CDJ  | BECKSTEDT & ASSOCIATES - Invoice: 16-0229-01          | 950.00    |            |         |
| 20000      | Accounts Payable - Trade | 1/25/16  | 289        | CDJ  | BECKSTEDT & ASSOCIATES - Invoice: 16-0229-01          | 1,372.50  |            |         |
| 20000      | Accounts Payable - Trade | 1/25/16  | 290        | CDJ  | BECKSTEDT & ASSOCIATES - Invoice: 16-0229-01          | 540.00    |            |         |
| 20000      | Accounts Payable - Trade | 1/25/16  | 287        | CDJ  | AMERICAN MEDIATION INSTITUTE - Invoice: 16-0229-01    | 1,397.50  |            |         |
| 20000      | Accounts Payable - Trade | 2/4/16   | 1956       | PJ   | BECKSTEDT & ASSOCIATES                                |           | 1,552.50   |         |
| 20000      | Accounts Payable - Trade | 2/4/16   | 1957       | PJ   | BECKSTEDT & ASSOCIATES                                |           | 2,518.50   |         |
| 20000      | Accounts Payable - Trade | 2/29/16  | 16-0229-01 | PJ   | KAC357 LLC  | 524.67    |            |         |
| 20000      | Accounts Payable - Trade | 2/29/16  | 16-0229-02 | PJ   | KAC357 LLC  |           | 3,640.00   |         |
| 20000      | Accounts Payable - Trade | 3/1/16   | 1976       | PJ   | BECKSTEDT & ASSOCIATES                                |           | 11,175.00  |         |
| 20000      | Accounts Payable - Trade | 3/1/16   | 1977       | PJ   | BECKSTEDT & ASSOCIATES                                |           | 6,228.00   |         |
| 20000      | Accounts Payable - Trade | 3/1/16   | 167848     | PJ   | DUDLEY TOPPER AND FEUERZEIG LLC                       |           | 3,280.00   |         |
| 20000      | Accounts Payable - Trade | 3/1/16   | 168038     | PJ   | DUDLEY TOPPER AND FEUERZEIG LLC                       |           | 6,400.00   |         |
| 20000      | Accounts Payable - Trade | 3/11/16  | 298        | CDJ  | BECKSTEDT & ASSOCIATES - Invoice: 16-0229-01          | 112.50    |            |         |
| 20000      | Accounts Payable - Trade | 3/11/16  | 298        | CDJ  | BECKSTEDT & ASSOCIATES - Invoice: 16-0229-01          | 22.50     |            |         |
| 20000      | Accounts Payable - Trade | 3/11/16  | 298        | CDJ  | BECKSTEDT & ASSOCIATES - Invoice: 16-0229-01          | 1,745.00  |            |         |
| 20000      | Accounts Payable - Trade | 3/11/16  | 298        | CDJ  | BECKSTEDT & ASSOCIATES - Invoice: 16-0229-01          | 82.00     |            |         |
| 20000      | Accounts Payable - Trade | 3/11/16  | 298        | CDJ  | BECKSTEDT & ASSOCIATES - Invoice: 16-0229-01          | 135.00    |            |         |
| 20000      | Accounts Payable - Trade | 3/11/16  | 298        | CDJ  | BECKSTEDT & ASSOCIATES - Invoice: 16-0229-01          | 400.00    |            |         |
| 20000      | Accounts Payable - Trade | 3/11/16  | 298        | CDJ  | BECKSTEDT & ASSOCIATES - Invoice: 16-0229-01          | 2,518.50  |            |         |
| 20000      | Accounts Payable - Trade | 3/11/16  | 298        | CDJ  | BECKSTEDT & ASSOCIATES - Invoice: 16-0229-01          | 1,552.50  |            |         |
| 20000      | Accounts Payable - Trade | 3/11/16  | 298        | CDJ  | BECKSTEDT & ASSOCIATES - Invoice: 16-0229-01          | 2,890.00  |            |         |
| 20000      | Accounts Payable - Trade | 3/11/16  | 298        | CDJ  | BECKSTEDT & ASSOCIATES - Invoice: 16-0229-01          | 10,855.00 |            |         |
| 20000      | Accounts Payable - Trade | 3/11/16  | 298        | CDJ  | BECKSTEDT & ASSOCIATES - Invoice: 16-0229-01          | 1,095.00  |            |         |
| 20000      | Accounts Payable - Trade | 4/1/16   | 303        | CDJ  | BECKSTEDT & ASSOCIATES - Invoice: 16-0229-01          | 11,175.00 |            |         |
| 20000      | Accounts Payable - Trade | 4/1/16   | 303        | CDJ  | BECKSTEDT & ASSOCIATES - Invoice: 16-0229-01          | 6,228.00  |            |         |
| 20000      | Accounts Payable - Trade | 4/1/16   | 304        | CDJ  | KAC357 LLC - Invoice: 16-0229-02                      | 3,640.00  |            |         |
| 20000      | Accounts Payable - Trade | 4/1/16   | 304        | CDJ  | KAC357 LLC - Invoice: 16-0229-01                      |           | 524.67     |         |
| 20000      | Accounts Payable - Trade | 4/1/16   | 2010       | PJ   | BECKSTEDT & ASSOCIATES                                |           | 1,215.00   |         |
| 20000      | Accounts Payable - Trade | 4/1/16   | 2008       | PJ   | BECKSTEDT & ASSOCIATES                                |           | 900.00     |         |
| 20000      | Accounts Payable - Trade | 4/1/16   | 2006       | PJ   | BECKSTEDT & ASSOCIATES                                |           | 275.00     |         |
| 20000      | Accounts Payable - Trade | 4/2/16   | 305        | CDJ  | DUDLEY TOPPER AND FEUERZEIG LLC - Invoice: 16-0229-01 | 3,280.00  |            |         |
| 20000      | Accounts Payable - Trade | 4/2/16   | 305        | CDJ  | DUDLEY TOPPER AND FEUERZEIG LLC - Invoice: 16-0229-01 | 6,400.00  |            |         |
| 20000      | Accounts Payable - Trade | 4/22/16  | 2046       | PJ   | BECKSTEDT & ASSOCIATES                                |           | 3,300.00   |         |
| 20000      | Accounts Payable - Trade | 4/22/16  | 2048       | PJ   | BECKSTEDT & ASSOCIATES                                |           | 330.00     |         |
| 20000      | Accounts Payable - Trade | 5/11/16  | 307        | CDJ  | BECKSTEDT & ASSOCIATES - Invoice: 16-0229-01          | 275.00    |            |         |
| 20000      | Accounts Payable - Trade | 5/11/16  | 307        | CDJ  | BECKSTEDT & ASSOCIATES - Invoice: 16-0229-01          | 1,215.00  |            |         |
| 20000      | Accounts Payable - Trade | 5/11/16  | 307        | CDJ  | BECKSTEDT & ASSOCIATES - Invoice: 16-0229-01          | 900.00    |            |         |
| 20000      | Accounts Payable - Trade | 6/1/16   | 16-0601    | PJ   | TOPA PROPERTIES                                       |           | 765.61     |         |
| 20000      | Accounts Payable - Trade | 6/1/16   | 16-0701    | PJ   | TOPA PROPERTIES                                       |           | 741.40     |         |
| 20000      | Accounts Payable - Trade | 6/4/16   | 2093       | PJ   | BECKSTEDT & ASSOCIATES                                |           | 925.00     |         |
| 20000      | Accounts Payable - Trade | 6/4/16   | 2095       | PJ   | BECKSTEDT & ASSOCIATES                                |           | 315.50     |         |
| 20000      | Accounts Payable - Trade | 6/8/16   | 5          | PJ   | EDGAR D. ROSS   |           | 36,200.00  |         |
| 20000      | Accounts Payable - Trade | 6/10/16  | 308        | CDJ  | BECKSTEDT & ASSOCIATES - Invoice: 16-0229-01          | 3,300.00  |            |         |
| 20000      | Accounts Payable - Trade | 6/10/16  | 308        | CDJ  | BECKSTEDT & ASSOCIATES - Invoice: 16-0229-01          | 330.00    |            |         |
| 20000      | Accounts Payable - Trade | 6/10/16  | 309        | CDJ  | EDGAR D. ROSS - Invoice: 5                            | 36,200.00 |            |         |
| 20000      | Accounts Payable - Trade | 6/10/16  | 310        | CDJ  | TOPA PROPERTIES - Invoice: 16-0601                    | 765.61    |            |         |
| 20000      | Accounts Payable - Trade | 6/10/16  | 311        | CDJ  | TOPA PROPERTIES - Invoice: 16-0701                    | 741.40    |            |         |
| 20000      | Accounts Payable - Trade | 7/8/16   | 2127       | PJ   | BECKSTEDT & ASSOCIATES                                |           | 8,496.30   |         |
| 20000      | Accounts Payable - Trade | 7/8/16   | 2129       | PJ   | BECKSTEDT & ASSOCIATES                                |           | 395.00     |         |
| 20000      | Accounts Payable - Trade | 7/8/16   | 2130       | PJ   | BECKSTEDT & ASSOCIATES                                |           | 100.00     |         |
| 20000      | Accounts Payable - Trade | 7/30/16  | 2159       | PJ   | BECKSTEDT & ASSOCIATES                                |           | 75.00      |         |
| 20000      | Accounts Payable - Trade | 7/30/16  | 2160       | PJ   | BECKSTEDT & ASSOCIATES                                |           | 2,352.50   |         |
| 20000      | Accounts Payable - Trade | 8/1/16   | 16-0801-01 | PJ   | TOPA PROPERTIES                                       |           | 741.40     |         |
| 20000      | Accounts Payable - Trade | 8/9/16   | 316        | CDJ  | TOPA PROPERTIES - Invoice: 16-0801-01                 | 741.40    |            |         |
| 20000      | Accounts Payable - Trade | 8/9/16   | 317        | CDJ  | TOPA PROPERTIES - Invoice: 16-0901-01                 | 741.40    |            |         |
| 20000      | Accounts Payable - Trade | 8/9/16   | 318        | CDJ  | BECKSTEDT & ASSOCIATES - Invoice: 2                   | 100.00    |            |         |
| 20000      | Accounts Payable - Trade | 8/9/16   | 318        | CDJ  | BECKSTEDT & ASSOCIATES - Invoice: 2                   | 395.00    |            |         |
| 20000      | Accounts Payable - Trade | 8/9/16   | 318        | CDJ  | BECKSTEDT & ASSOCIATES - Invoice: 2                   | 8,496.30  |            |         |
| 20000      | Accounts Payable - Trade | 8/12/16  | 320        | CDJ  | BECKSTEDT & ASSOCIATES - Invoice: 2                   | 925.00    |            |         |
| 20000      | Accounts Payable - Trade | 8/12/16  | 320        | CDJ  | BECKSTEDT & ASSOCIATES - Invoice: 2                   | 315.50    |            |         |
| 20000      | Accounts Payable - Trade | 8/17/16  | 16-0817-01 | PJ   | SOURCE ACCOUNTING                                     |           | 1,550.00   |         |
| 20000      | Accounts Payable - Trade | 8/30/16  | 324        | CDJ  | BECKSTEDT & ASSOCIATES - Invoice: 2                   | 2,352.50  |            |         |
| 20000      | Accounts Payable - Trade | 8/30/16  | 324        | CDJ  | BECKSTEDT & ASSOCIATES - Invoice: 2                   | 75.00     |            |         |
| 20000      | Accounts Payable - Trade | 8/30/16  | 325        | CDJ  | SOURCE ACCOUNTING - Invoice: 16-081                   | 1,550.00  |            |         |
| 20000      | Accounts Payable - Trade | 9/1/16   | 16-0901-01 | PJ   | TOPA PROPERTIES                                       |           | 741.40     |         |
| 20000      | Accounts Payable - Trade | 9/8/16   | 2193       | PJ   | BECKSTEDT & ASSOCIATES                                |           | 495.00     |         |
| 20000      | Accounts Payable - Trade | 10/1/16  | 16-1001-01 | PJ   | TOPA PROPERTIES                                       |           | 741.40     |         |
| 20000      | Accounts Payable - Trade | 10/7/16  | 327        | CDJ  | BECKSTEDT & ASSOCIATES - Invoice: 2                   | 495.00    |            |         |
| 20000      | Accounts Payable - Trade | 10/7/16  | 328        | CDJ  | TOPA PROPERTIES - Invoice: 16-1001-01                 | 741.40    |            |         |
| 20000      | Accounts Payable - Trade | 10/7/16  | 328        | CDJ  | TOPA PROPERTIES - Invoice: 16-1201-01                 | 741.40    |            |         |
| 20000      | Accounts Payable - Trade | 10/7/16  | 328        | CDJ  | TOPA PROPERTIES - Invoice: 16-1101-01                 | 741.40    |            |         |
| 20000      | Accounts Payable - Trade | 10/27/16 | 16-1027-01 | PJ   | V.I. EMPLOYMENT SECURITY AGENC                        |           | 1,273.38   |         |
| 20000      | Accounts Payable - Trade | 10/31/16 | 2016-01    | PJ   | LEWIS CONSULTING LLC                                  |           | 3,800.00   |         |
| 20000      | Accounts Payable - Trade | 11/1/16  | 16-1101-01 | PJ   | TOPA PROPERTIES                                       |           | 741.40     |         |
| 20000      | Accounts Payable - Trade | 11/3/16  | 329        | CDJ  | V.I. EMPLOYMENT SECURITY AGENC - I                    | 1,273.38  |            |         |
| 20000      | Accounts Payable - Trade | 11/3/16  | 2258       | PJ   | BECKSTEDT & ASSOCIATES                                |           | 1,192.50   |         |

| Account ID | Account Description           | Date            | Reference  | Jrnl | Trans Description                    | Debit Amt  | Credit Amt | Balance               |
|------------|-------------------------------|-----------------|------------|------|--------------------------------------|------------|------------|-----------------------|
| 20000      | Accounts Payable - Trade      | 11/23/16        | 331        | CDJ  | LEWIS CONSULTING LLC - Invoice: 2016 | 3,800.00   |            |                       |
| 20000      | Accounts Payable - Trade      | 11/30/16        | 2016-02    | PJ   | LEWIS CONSULTING LLC                 |            | 5,000.00   |                       |
| 20000      | Accounts Payable - Trade      | 11/30/16        | 16-1130    | PJ   | V.I. EMPLOYMENT SECURITY AGENC       |            | 24,930.39  |                       |
| 20000      | Accounts Payable - Trade      | 12/1/16         | 16-1201-01 | PJ   | TOPA PROPERTIES                      |            | 741.40     |                       |
| 20000      | Accounts Payable - Trade      | 12/4/16         | 2276       | PJ   | BECKSTEDT & ASSOCIATES               |            | 1,437.50   |                       |
| 20000      | Accounts Payable - Trade      | 12/6/16         | 330        | CDJ  | V.I. EMPLOYMENT SECURITY AGENC - I   | 24,930.39  |            |                       |
| 20000      | Accounts Payable - Trade      | 12/6/16         | 333        | CDJ  | LEWIS CONSULTING LLC - Invoice: 2016 | 5,000.00   |            |                       |
| 20000      | Accounts Payable - Trade      | 12/6/16         | 334        | CDJ  | BECKSTEDT & ASSOCIATES - Invoice: 2  | 1,192.50   |            |                       |
| 20000      | Accounts Payable - Trade      |                 |            |      | Change                               | 155,250.25 | 152,427.75 | 2,822.50              |
|            |                               | <b>12/31/16</b> |            |      | <b>Ending Balance</b>                |            |            | <b>-1,437.50</b>      |
| 23000      | Accrued Expenses              | 1/1/16          |            |      | Beginning Balance                    |            |            | -53,300.00            |
| 23000      | Accrued Expenses              | 1/5/16          | 283        | GENJ | EDGAR ROSS (INV #4 MASTER FEES)      | 43,300.00  |            |                       |
| 23000      | Accrued Expenses              |                 |            |      | Change                               | 43,300.00  |            | 43,300.00             |
|            |                               | <b>12/31/16</b> |            |      | <b>Ending Balance</b>                |            |            | <b>-10,000.00</b>     |
| 28600      | Pship Claims Reserve Clearing | 1/1/16          |            |      | Beginning Balance                    |            |            |                       |
| 28600      | Pship Claims Reserve Clearing | 1/25/16         | 285        | GENJ | CRMVI LLC INV 4783 PD BY CRA FOR S   | 5,088.97   |            |                       |
| 28600      | Pship Claims Reserve Clearing | 1/25/16         | 286        | GENJ | CRMVI LLC INV 4984 PD BY CRA FOR S   | 5,812.54   |            |                       |
| 28600      | Pship Claims Reserve Clearing | 1/25/16         | 291        | GENJ | UNITED CORP 12/31/15 AP BAL PD BY C  | 65,294.61  |            |                       |
| 28600      | Pship Claims Reserve Clearing | 2/8/16          | CRA293     | GENJ | US CUSTOMS (STT PENALTY RE SHPT I    | 2,250.00   |            |                       |
| 28600      | Pship Claims Reserve Clearing | 2/29/16         | 16-0229-02 | PJ   | KAC357 LLC - PSHIP GIFT CERTS REDE   | 3,640.00   |            |                       |
| 28600      | Pship Claims Reserve Clearing | 3/9/16          | 297        | GENJ | UNITED CORP 2/29/16 AP BAL PD BY CF  | 66,559.67  |            |                       |
| 28600      | Pship Claims Reserve Clearing | 3/11/16         | 299        | GENJ | WE ARE WINE LLC PMT BY CRA FOR S1    | 2,704.79   |            |                       |
| 28600      | Pship Claims Reserve Clearing | 4/1/16          | 302        | GENJ | UNITED CORP BAL DUE 3/31 AP AGING    | 41,320.75  |            |                       |
| 28600      | Pship Claims Reserve Clearing | 4/22/16         | JE22       | GENJ | LUTHERAN FAM SVCS REC'D BY UNITE     | 1,246.21   |            |                       |
| 28600      | Pship Claims Reserve Clearing | 6/10/16         | 312        | CDJ  | UNITED CORPORATION - UNITED EAST     | 65,653.79  |            |                       |
| 28600      | Pship Claims Reserve Clearing | 8/9/16          | 319        | CDJ  | UNITED CORPORATION - JONES V UNIT    | 50,000.00  |            |                       |
| 28600      | Pship Claims Reserve Clearing | 8/12/16         | 321        | CDJ  | UNITED CORPORATION - JUNE & JULY 1   | 71,280.75  |            |                       |
| 28600      | Pship Claims Reserve Clearing | 8/30/16         | 322        | CDJ  | UNITED CORPORATION                   | 40.00      |            |                       |
| 28600      | Pship Claims Reserve Clearing | 10/7/16         | 326        | CDJ  | UNITED CORPORATION - PAID 9/30/16 A  | 60,904.49  |            |                       |
| 28600      | Pship Claims Reserve Clearing | 11/23/16        | 332        | CDJ  | UNITED CORPORATION - AP BALANCE /    | 27,124.12  |            |                       |
| 28600      | Pship Claims Reserve Clearing |                 |            |      | Change                               | 468,920.69 |            | 468,920.69            |
|            |                               | <b>12/31/16</b> |            |      | <b>Ending Balance</b>                |            |            | <b>468,920.69</b>     |
| 30000      | Common Stock                  | 1/1/16          |            |      | Beginning Balance                    |            |            | -200,000.00           |
|            |                               | <b>12/31/16</b> |            |      | <b>Ending Balance</b>                |            |            | <b>-200,000.00</b>    |
| 31000      | Additional Paid-In Capital    | 1/1/16          |            |      | Beginning Balance                    |            |            | -12,454,539.26        |
|            |                               | <b>12/31/16</b> |            |      | <b>Ending Balance</b>                |            |            | <b>-12,454,539.26</b> |
| 32000      | Less Cost of Treasury Stock   | 1/1/16          |            |      | Beginning Balance                    |            |            | 400,000.00            |
|            |                               | <b>12/31/16</b> |            |      | <b>Ending Balance</b>                |            |            | <b>400,000.00</b>     |
| 33000      | Dividend Distributions        | 1/1/16          |            |      | Beginning Balance                    |            |            |                       |
| 33000      | Dividend Distributions        | 4/1/16          | 300        | GENJ | YUSUF - 2015 PTR TAX DISTR           | 282,266.73 |            |                       |
| 33000      | Dividend Distributions        | 4/1/16          | 301        | GENJ | HAMED - 2015 PTR TAX DISTR           | 282,266.73 |            |                       |
| 33000      | Dividend Distributions        | 4/22/16         | JE22       | GENJ | LUTHERAN FAM RECOVERY REVERSE        |            | 1,246.21   |                       |
| 33000      | Dividend Distributions        |                 |            |      | Change                               | 564,533.46 | 1,246.21   | 563,287.25            |
|            |                               | <b>12/31/16</b> |            |      | <b>Ending Balance</b>                |            |            | <b>563,287.25</b>     |
| 39000      | Retained Earnings             | 1/1/16          |            |      | Beginning Balance                    |            |            | 2,339,523.52          |
|            |                               | <b>12/31/16</b> |            |      | <b>Ending Balance</b>                |            |            | <b>2,339,523.52</b>   |
| 60000      | Accounting Fees               | 1/1/16          |            |      | Beginning Balance                    |            |            |                       |
| 60000      | Accounting Fees               | 8/17/16         | 16-0817-01 | PJ   | SOURCE ACCOUNTING - 2015 PLAZA P     | 1,550.00   |            |                       |
| 60000      | Accounting Fees               |                 |            |      | Change                               | 1,550.00   |            | 1,550.00              |
|            |                               | <b>12/31/16</b> |            |      | <b>Ending Balance</b>                |            |            | <b>1,550.00</b>       |
| 60800      | Bank Charges                  | 1/1/16          |            |      | Beginning Balance                    |            |            |                       |
| 60800      | Bank Charges                  | 1/31/16         | JE31       | GENJ | BANCO 9075 SVC FEE                   | 20.00      |            |                       |
| 60800      | Bank Charges                  | 2/29/16         | JE29       | GENJ | BANCO 9075 SVC FEE                   | 20.00      |            |                       |
| 60800      | Bank Charges                  | 3/31/16         | JE31       | GENJ | BANCO 9075 SVC CHARGE                | 20.00      |            |                       |
| 60800      | Bank Charges                  | 4/30/16         | JE30       | GENJ | BANCO 9075 SVC CHARGE                | 20.00      |            |                       |
| 60800      | Bank Charges                  | 5/31/16         | JE31       | GENJ | SVC CHARGES                          | 20.00      |            |                       |
| 60800      | Bank Charges                  | 6/30/16         | JE30       | GENJ | SVC CHARGES                          | 20.00      |            |                       |
| 60800      | Bank Charges                  | 7/31/16         | JE31       | GENJ | BANCO 9075 SVC FEE                   | 20.00      |            |                       |
| 60800      | Bank Charges                  | 8/31/16         | JE31       | GENJ | STD MONTHLY BK FEE                   | 20.00      |            |                       |
| 60800      | Bank Charges                  | 9/30/16         | JE30       | GENJ | STD MONTHLY BANK FEE                 | 20.00      |            |                       |
| 60800      | Bank Charges                  | 10/31/16        | JE30       | GENJ | SVC CHARGES                          | 20.00      |            |                       |
| 60800      | Bank Charges                  | 11/30/16        | JE30       | GENJ | BANCO SVC CHG                        | 20.00      |            |                       |
| 60800      | Bank Charges                  | 12/31/16        | JE31       | GENJ | BANCO FEE                            | 20.00      |            |                       |
| 60800      | Bank Charges                  |                 |            |      | Change                               | 240.00     |            | 240.00                |
|            |                               | <b>12/31/16</b> |            |      | <b>Ending Balance</b>                |            |            | <b>240.00</b>         |
| 61300      | Contract Labor Expense        | 1/1/16          |            |      | Beginning Balance                    |            |            |                       |
| 61300      | Contract Labor Expense        | 6/8/16          | 5          | PJ   | EDGAR D. ROSS - JAN 5 - JUN 6, 2016  | 36,200.00  |            |                       |
| 61300      | Contract Labor Expense        | 10/31/16        | 2016-01    | PJ   | LEWIS CONSULTING LLC - NEGOTIATE     | 3,800.00   |            |                       |
| 61300      | Contract Labor Expense        | 11/30/16        | 2016-02    | PJ   | LEWIS CONSULTING LLC - VIESA CONS    | 5,000.00   |            |                       |
| 61300      | Contract Labor Expense        |                 |            |      | Change                               | 45,000.00  |            | 45,000.00             |
|            |                               | <b>12/31/16</b> |            |      | <b>Ending Balance</b>                |            |            | <b>45,000.00</b>      |
| 63000      | Insurance - Emp Health        | 1/1/16          |            |      | Beginning Balance                    |            |            |                       |
| 63000      | Insurance - Emp Health        | 8/30/16         | 323        | CDJ  | LINDA ESPRIT - SETTLE MASA DEDUCT    | 397.61     |            |                       |
| 63000      | Insurance - Emp Health        |                 |            |      | Change                               | 397.61     |            | 397.61                |
|            |                               | <b>12/31/16</b> |            |      | <b>Ending Balance</b>                |            |            | <b>397.61</b>         |
| 63200      | Insurance - Gen Liability     | 1/1/16          |            |      | Beginning Balance                    |            |            |                       |
| 63200      | Insurance - Gen Liability     | 1/28/16         | JE28       | GENJ | EXPENSE NOMINAL PREPAID INSUR RE     | 0.40       |            |                       |
| 63200      | Insurance - Gen Liability     |                 |            |      | Change                               | 0.40       |            | 0.40                  |
|            |                               | <b>12/31/16</b> |            |      | <b>Ending Balance</b>                |            |            | <b>0.40</b>           |

| Account ID | Account Description          | Date            | Reference  | Jrnl | Trans Description                  | Debit Amt | Credit Amt | Balance          |
|------------|------------------------------|-----------------|------------|------|------------------------------------|-----------|------------|------------------|
| 64500      | Legal Fees Expense           | 1/1/16          |            |      | Beginning Balance                  |           |            |                  |
| 64500      | Legal Fees Expense           | 1/1/16          | 1932       | PJ   | BECKSTEDT & ASSOCIATES - HIPPOLY   | 135.00    |            |                  |
| 64500      | Legal Fees Expense           | 1/1/16          | 1934       | PJ   | BECKSTEDT & ASSOCIATES - SANTIAGI  | 112.50    |            |                  |
| 64500      | Legal Fees Expense           | 1/1/16          | 1935       | PJ   | BECKSTEDT & ASSOCIATES - HIPPOLY   | 22.50     |            |                  |
| 64500      | Legal Fees Expense           | 1/1/16          | 1936       | PJ   | BECKSTEDT & ASSOCIATES - JONES, JI | 1,745.00  |            |                  |
| 64500      | Legal Fees Expense           | 1/1/16          | 1937       | PJ   | BECKSTEDT & ASSOCIATES - MATTHEV   | 82.00     |            |                  |
| 64500      | Legal Fees Expense           | 1/1/16          | 1763       | PJ   | BECKSTEDT & ASSOCIATES - MATTHEV   | 400.00    |            |                  |
| 64500      | Legal Fees Expense           | 1/1/16          | 1762       | PJ   | BECKSTEDT & ASSOCIATES - JONES, JI | 1,095.00  |            |                  |
| 64500      | Legal Fees Expense           | 1/1/16          | 1761       | PJ   | BECKSTEDT & ASSOCIATES - HIPPOLY   | 2,890.00  |            |                  |
| 64500      | Legal Fees Expense           | 1/1/16          | 1759       | PJ   | BECKSTEDT & ASSOCIATES - SANTIAGI  | 10,855.00 |            |                  |
| 64500      | Legal Fees Expense           | 2/4/16          | 1956       | PJ   | BECKSTEDT & ASSOCIATES - SANTIAGI  | 1,552.50  |            |                  |
| 64500      | Legal Fees Expense           | 2/4/16          | 1957       | PJ   | BECKSTEDT & ASSOCIATES - JONES, JI | 2,518.50  |            |                  |
| 64500      | Legal Fees Expense           | 3/1/16          | 1976       | PJ   | BECKSTEDT & ASSOCIATES - SANTIAGI  | 11,175.00 |            |                  |
| 64500      | Legal Fees Expense           | 3/1/16          | 1977       | PJ   | BECKSTEDT & ASSOCIATES - JONES, JI | 6,228.00  |            |                  |
| 64500      | Legal Fees Expense           | 3/1/16          | 167848     | PJ   | DUDLEY TOPPER AND FEUERZEIG LL -   | 3,280.00  |            |                  |
| 64500      | Legal Fees Expense           | 3/1/16          | 168038     | PJ   | DUDLEY TOPPER AND FEUERZEIG LL -   | 6,400.00  |            |                  |
| 64500      | Legal Fees Expense           | 4/1/16          | 2010       | PJ   | BECKSTEDT & ASSOCIATES - U/JONES,  | 1,215.00  |            |                  |
| 64500      | Legal Fees Expense           | 4/1/16          | 2008       | PJ   | BECKSTEDT & ASSOCIATES - U/SANTIA  | 900.00    |            |                  |
| 64500      | Legal Fees Expense           | 4/1/16          | 2006       | PJ   | BECKSTEDT & ASSOCIATES - U/GENER   | 275.00    |            |                  |
| 64500      | Legal Fees Expense           | 4/22/16         | 2046       | PJ   | BECKSTEDT & ASSOCIATES - U/SANTIA  | 3,300.00  |            |                  |
| 64500      | Legal Fees Expense           | 4/22/16         | 2048       | PJ   | BECKSTEDT & ASSOCIATES - Y/JONES,  | 330.00    |            |                  |
| 64500      | Legal Fees Expense           | 6/4/16          | 2093       | PJ   | BECKSTEDT & ASSOCIATES - U/SANTIA  | 925.00    |            |                  |
| 64500      | Legal Fees Expense           | 6/4/16          | 2095       | PJ   | BECKSTEDT & ASSOCIATES - U/JONES,  | 315.50    |            |                  |
| 64500      | Legal Fees Expense           | 7/8/16          | 2127       | PJ   | BECKSTEDT & ASSOCIATES - U/SANTIA  | 8,496.30  |            |                  |
| 64500      | Legal Fees Expense           | 7/8/16          | 2129       | PJ   | BECKSTEDT & ASSOCIATES - U/JONES,  | 395.00    |            |                  |
| 64500      | Legal Fees Expense           | 7/8/16          | 2130       | PJ   | BECKSTEDT & ASSOCIATES - U/VELASC  | 100.00    |            |                  |
| 64500      | Legal Fees Expense           | 7/30/16         | 2159       | PJ   | BECKSTEDT & ASSOCIATES - U/SANTIA  | 75.00     |            |                  |
| 64500      | Legal Fees Expense           | 7/30/16         | 2160       | PJ   | BECKSTEDT & ASSOCIATES - U/JONES,  | 2,352.50  |            |                  |
| 64500      | Legal Fees Expense           | 9/8/16          | 2193       | PJ   | BECKSTEDT & ASSOCIATES - U/JONES,  | 495.00    |            |                  |
| 64500      | Legal Fees Expense           | 11/3/16         | 2258       | PJ   | BECKSTEDT & ASSOCIATES - U/SANTIA  | 1,192.50  |            |                  |
| 64500      | Legal Fees Expense           | 12/4/16         | 2276       | PJ   | BECKSTEDT & ASSOCIATES - U/SANTIA  | 1,437.50  |            |                  |
| 64500      | Legal Fees Expense           |                 |            |      | Change                             | 70,295.30 |            | 70,295.30        |
|            |                              | <b>12/31/16</b> |            |      | <b>Ending Balance</b>              |           |            | <b>70,295.30</b> |
| 66400      | Rent Expense - Other         | 1/1/16          |            |      | Beginning Balance                  |           |            |                  |
| 66400      | Rent Expense - Other         | 1/5/16          | 284        | GENJ | TOPA PROPERTIES (JAN RENT)         | 733.33    |            |                  |
| 66400      | Rent Expense - Other         | 2/8/16          | CRA294     | GENJ | TOPA PROPERTIES (PSHIP DOC STORA   | 733.33    |            |                  |
| 66400      | Rent Expense - Other         | 3/9/16          | 295        | GENJ | TOPA PROPERTIES MAR 2016 RENT      | 733.33    |            |                  |
| 66400      | Rent Expense - Other         | 3/9/16          | 296        | GENJ | TOPA PROPERTIES APR 2016 RENT      | 733.33    |            |                  |
| 66400      | Rent Expense - Other         | 5/11/16         | 306        | GENJ | TOPA PROPERTIES - DOC WHSE (MAY)   | 733.33    |            |                  |
| 66400      | Rent Expense - Other         | 6/1/16          | 16-0601    | PJ   | TOPA PROPERTIES - STORAGE UNIT FC  | 765.61    |            |                  |
| 66400      | Rent Expense - Other         | 6/1/16          | 16-0701    | PJ   | TOPA PROPERTIES - JULY STORAGE IN  | 741.40    |            |                  |
| 66400      | Rent Expense - Other         | 8/1/16          | 16-0801-01 | PJ   | TOPA PROPERTIES - August Rent      | 741.40    |            |                  |
| 66400      | Rent Expense - Other         | 9/1/16          | 16-0901-01 | PJ   | TOPA PROPERTIES - SEPTEMBER REN    | 741.40    |            |                  |
| 66400      | Rent Expense - Other         | 10/1/16         | 16-1001-01 | PJ   | TOPA PROPERTIES - OCTOBER RENT     | 741.40    |            |                  |
| 66400      | Rent Expense - Other         | 11/1/16         | 16-1101-01 | PJ   | TOPA PROPERTIES - NOV RENT         | 741.40    |            |                  |
| 66400      | Rent Expense - Other         | 12/1/16         | 16-1201-01 | PJ   | TOPA PROPERTIES - DEC RENT         | 741.40    |            |                  |
| 66400      | Rent Expense - Other         |                 |            |      | Change                             | 8,880.66  |            | 8,880.66         |
|            |                              | <b>12/31/16</b> |            |      | <b>Ending Balance</b>              |           |            | <b>8,880.66</b>  |
| 67400      | Taxes - Empr FUTA Expense    | 1/1/16          |            |      | Beginning Balance                  |           |            |                  |
| 67400      | Taxes - Empr FUTA Expense    | 5/11/16         | SJ11       | GENJ | IRS REFUND RE 2012 FORM 940        |           | 9,935.49   |                  |
| 67400      | Taxes - Empr FUTA Expense    |                 |            |      | Change                             |           | 9,935.49   | -9,935.49        |
|            |                              | <b>12/31/16</b> |            |      | <b>Ending Balance</b>              |           |            | <b>-9,935.49</b> |
| 67500      | Taxes - Empr VI Unemp        | 1/1/16          |            |      | Beginning Balance                  |           |            |                  |
| 67500      | Taxes - Empr VI Unemp        | 6/10/16         | 313        | CDJ  | V.I. EMPLOYMENT SECURITY AGENC - \ | 12,082.65 |            |                  |
| 67500      | Taxes - Empr VI Unemp        | 6/10/16         | 314        | CDJ  | V.I. EMPLOYMENT SECURITY AGENC - \ | 240.00    |            |                  |
| 67500      | Taxes - Empr VI Unemp        | 6/10/16         | 315        | CDJ  | V.I. EMPLOYMENT SECURITY AGENC - \ | 725.00    |            |                  |
| 67500      | Taxes - Empr VI Unemp        | 10/27/16        | 16-1027-01 | PJ   | V.I. EMPLOYMENT SECURITY AGENC - F | 1,273.38  |            |                  |
| 67500      | Taxes - Empr VI Unemp        | 11/30/16        | 16-1130    | PJ   | V.I. EMPLOYMENT SECURITY AGENC - ( | 24,930.39 |            |                  |
| 67500      | Taxes - Empr VI Unemp        |                 |            |      | Change                             | 39,251.42 |            | 39,251.42        |
|            |                              | <b>12/31/16</b> |            |      | <b>Ending Balance</b>              |           |            | <b>39,251.42</b> |
| 80000      | Other Income (Expense)       | 1/1/16          |            |      | Beginning Balance                  |           |            |                  |
| 80000      | Other Income (Expense)       | 9/30/16         | JE30       | GENJ | VOID CK 227 THAT GALLOW'S BAY BAK  |           | 65.72      |                  |
| 80000      | Other Income (Expense)       | 12/31/16        | JE31       | GENJ | CLR STALE DATED CHECKS IN CLOSED   |           | 4,846.12   |                  |
| 80000      | Other Income (Expense)       |                 |            |      | Change                             |           | 4,911.84   | -4,911.84        |
|            |                              | <b>12/31/16</b> |            |      | <b>Ending Balance</b>              |           |            | <b>-4,911.84</b> |
| 80100      | Interest Income - Taxable    | 1/1/16          |            |      | Beginning Balance                  |           |            |                  |
| 80100      | Interest Income - Taxable    | 5/11/16         | SJ11       | GENJ | IRS REFUND RE 2012 FORM 940        |           | 249.05     |                  |
| 80100      | Interest Income - Taxable    |                 |            |      | Change                             |           | 249.05     | -249.05          |
|            |                              | <b>12/31/16</b> |            |      | <b>Ending Balance</b>              |           |            | <b>-249.05</b>   |
| 80150      | Interest Income - Nontaxable | 1/1/16          |            |      | Beginning Balance                  |           |            |                  |
| 80150      | Interest Income - Nontaxable | 1/31/16         | SJE03      | GENJ | POST BPPR NET MONTHLY ACTIVITY     |           | 20,000.00  |                  |
| 80150      | Interest Income - Nontaxable | 2/1/16          | SJE03      | GENJ | POST BPPR NET MONTHLY ACTIVITY     | 20,000.00 |            |                  |
| 80150      | Interest Income - Nontaxable | 2/29/16         | SJE03      | GENJ | POST BPPR NET MONTHLY ACTIVITY     |           | 36,250.00  |                  |
| 80150      | Interest Income - Nontaxable | 3/1/16          | SJE03      | GENJ | POST BPPR NET MONTHLY ACTIVITY     | 36,250.00 |            |                  |
| 80150      | Interest Income - Nontaxable | 3/31/16         | SJE03      | GENJ | POST BPPR NET MONTHLY ACTIVITY     |           | 43,343.75  |                  |
| 80150      | Interest Income - Nontaxable | 4/1/16          | SJE03      | GENJ | POST BPPR NET MONTHLY ACTIVITY     | 43,343.75 |            |                  |
| 80150      | Interest Income - Nontaxable | 4/30/16         | SJE03      | GENJ | POST BPPR NET MONTHLY ACTIVITY     |           | 48,968.75  |                  |
| 80150      | Interest Income - Nontaxable | 5/1/16          | SJE03      | GENJ | POST BPPR NET MONTHLY ACTIVITY     | 48,968.75 |            |                  |
| 80150      | Interest Income - Nontaxable | 5/31/16         | SJE103     | GENJ | POST BPPR NET MONTHLY ACTIVITY     |           | 65,218.75  |                  |

| Account ID | Account Description           | Date            | Reference | Jrnl | Trans Description              | Debit Amt  | Credit Amt   | Balance            |
|------------|-------------------------------|-----------------|-----------|------|--------------------------------|------------|--------------|--------------------|
| 80150      | Interest Income - Nontaxable  | 6/1/16          | SJE103    | GENJ | POST BPPR NET MONTHLY ACTIVITY | 65,218.75  |              |                    |
| 80150      | Interest Income - Nontaxable  | 6/30/16         | SJE103    | GENJ | POST BPPR NET MONTHLY ACTIVITY |            | 88,968.75    |                    |
| 80150      | Interest Income - Nontaxable  | 7/1/16          | SJE103    | GENJ | POST BPPR NET MONTHLY ACTIVITY | 88,968.75  |              |                    |
| 80150      | Interest Income - Nontaxable  | 7/31/16         | XJE103    | GENJ | POST BPPR NET MONTHLY ACTIVITY |            | 103,343.75   |                    |
| 80150      | Interest Income - Nontaxable  | 8/1/16          | XJE103    | GENJ | POST BPPR NET MONTHLY ACTIVITY | 103,343.75 |              |                    |
| 80150      | Interest Income - Nontaxable  | 8/31/16         | XJE103    | GENJ | POST BPPR NET MONTHLY ACTIVITY |            | 122,687.50   |                    |
| 80150      | Interest Income - Nontaxable  | 9/1/16          | XJE103    | GENJ | POST BPPR NET MONTHLY ACTIVITY | 122,687.50 |              |                    |
| 80150      | Interest Income - Nontaxable  | 9/30/16         | XJE103    | GENJ | POST BPPR NET MONTHLY ACTIVITY |            | 130,562.50   |                    |
| 80150      | Interest Income - Nontaxable  | 10/1/16         | XJE103    | GENJ | POST BPPR NET MONTHLY ACTIVITY | 130,562.50 |              |                    |
| 80150      | Interest Income - Nontaxable  | 10/31/16        | XJE103    | GENJ | POST BPPR NET MONTHLY ACTIVITY |            | 140,968.06   |                    |
| 80150      | Interest Income - Nontaxable  | 11/1/16         | XJE103    | GENJ | POST BPPR NET MONTHLY ACTIVITY | 140,968.06 |              |                    |
| 80150      | Interest Income - Nontaxable  | 11/30/16        | XJE103    | GENJ | POST BPPR NET MONTHLY ACTIVITY |            | 153,280.56   |                    |
| 80150      | Interest Income - Nontaxable  | 12/1/16         | XJE103    | GENJ | POST BPPR NET MONTHLY ACTIVITY | 153,280.56 |              |                    |
| 80150      | Interest Income - Nontaxable  | 12/31/16        | XJE103    | GENJ | POST BPPR NET MONTHLY ACTIVITY |            | 178,159.03   |                    |
| 80150      | Interest Income - Nontaxable  |                 |           |      | Change                         | 953,592.37 | 1,131,751.40 | -178,159.03        |
|            |                               | <b>12/31/16</b> |           |      | <b>Ending Balance</b>          |            |              | <b>-178,159.03</b> |
| 80200      | Dividend Income               | 1/1/16          |           |      | Beginning Balance              |            |              |                    |
| 80200      | Dividend Income               | 1/31/16         | SJE03     | GENJ | POST BPPR NET MONTHLY ACTIVITY |            | 1.15         |                    |
| 80200      | Dividend Income               | 2/1/16          | SJE03     | GENJ | POST BPPR NET MONTHLY ACTIVITY | 1.15       |              |                    |
| 80200      | Dividend Income               | 2/29/16         | SJE03     | GENJ | POST BPPR NET MONTHLY ACTIVITY |            | 2.31         |                    |
| 80200      | Dividend Income               | 3/1/16          | SJE03     | GENJ | POST BPPR NET MONTHLY ACTIVITY | 2.31       |              |                    |
| 80200      | Dividend Income               | 3/31/16         | SJE03     | GENJ | POST BPPR NET MONTHLY ACTIVITY |            | 18,399.44    |                    |
| 80200      | Dividend Income               | 4/1/16          | SJE03     | GENJ | POST BPPR NET MONTHLY ACTIVITY | 18,399.44  |              |                    |
| 80200      | Dividend Income               | 4/30/16         | SJE03     | GENJ | POST BPPR NET MONTHLY ACTIVITY |            | 18,400.86    |                    |
| 80200      | Dividend Income               | 5/1/16          | SJE03     | GENJ | POST BPPR NET MONTHLY ACTIVITY | 18,400.86  |              |                    |
| 80200      | Dividend Income               | 5/31/16         | SJE103    | GENJ | POST BPPR NET MONTHLY ACTIVITY |            | 18,402.37    |                    |
| 80200      | Dividend Income               | 6/1/16          | SJE103    | GENJ | POST BPPR NET MONTHLY ACTIVITY | 18,402.37  |              |                    |
| 80200      | Dividend Income               | 6/30/16         | SJE103    | GENJ | POST BPPR NET MONTHLY ACTIVITY |            | 42,096.21    |                    |
| 80200      | Dividend Income               | 7/1/16          | SJE103    | GENJ | POST BPPR NET MONTHLY ACTIVITY | 42,096.21  |              |                    |
| 80200      | Dividend Income               | 7/31/16         | XJE103    | GENJ | POST BPPR NET MONTHLY ACTIVITY |            | 42,097.99    |                    |
| 80200      | Dividend Income               | 8/1/16          | XJE103    | GENJ | POST BPPR NET MONTHLY ACTIVITY | 42,097.99  |              |                    |
| 80200      | Dividend Income               | 8/31/16         | XJE103    | GENJ | POST BPPR NET MONTHLY ACTIVITY |            | 42,100.90    |                    |
| 80200      | Dividend Income               | 9/1/16          | XJE103    | GENJ | POST BPPR NET MONTHLY ACTIVITY | 42,100.90  |              |                    |
| 80200      | Dividend Income               | 9/30/16         | XJE103    | GENJ | POST BPPR NET MONTHLY ACTIVITY |            | 55,973.10    |                    |
| 80200      | Dividend Income               | 10/1/16         | XJE103    | GENJ | POST BPPR NET MONTHLY ACTIVITY | 55,973.10  |              |                    |
| 80200      | Dividend Income               | 10/31/16        | XJE103    | GENJ | POST BPPR NET MONTHLY ACTIVITY |            | 55,974.25    |                    |
| 80200      | Dividend Income               | 11/1/16         | XJE103    | GENJ | POST BPPR NET MONTHLY ACTIVITY | 55,974.25  |              |                    |
| 80200      | Dividend Income               | 11/30/16        | XJE103    | GENJ | POST BPPR NET MONTHLY ACTIVITY |            | 55,975.77    |                    |
| 80200      | Dividend Income               | 12/1/16         | XJE103    | GENJ | POST BPPR NET MONTHLY ACTIVITY | 55,975.77  |              |                    |
| 80200      | Dividend Income               | 12/31/16        | XJE103    | GENJ | POST BPPR NET MONTHLY ACTIVITY |            | 82,308.09    |                    |
| 80200      | Dividend Income               |                 |           |      | Change                         | 349,424.35 | 431,732.44   | -82,308.09         |
|            |                               | <b>12/31/16</b> |           |      | <b>Ending Balance</b>          |            |              | <b>-82,308.09</b>  |
| 80800      | Broker & Account Mgt Fees     | 1/1/16          |           |      | Beginning Balance              |            |              |                    |
| 80800      | Broker & Account Mgt Fees     | 1/31/16         | SJE03     | GENJ | POST BPPR NET MONTHLY ACTIVITY | 12,774.99  |              |                    |
| 80800      | Broker & Account Mgt Fees     | 2/1/16          | SJE03     | GENJ | POST BPPR NET MONTHLY ACTIVITY |            | 12,774.99    |                    |
| 80800      | Broker & Account Mgt Fees     | 2/29/16         | SJE03     | GENJ | POST BPPR NET MONTHLY ACTIVITY | 12,774.99  |              |                    |
| 80800      | Broker & Account Mgt Fees     | 3/1/16          | SJE03     | GENJ | POST BPPR NET MONTHLY ACTIVITY |            | 12,774.99    |                    |
| 80800      | Broker & Account Mgt Fees     | 3/31/16         | SJE03     | GENJ | POST BPPR NET MONTHLY ACTIVITY | 12,774.99  |              |                    |
| 80800      | Broker & Account Mgt Fees     | 4/1/16          | SJE03     | GENJ | POST BPPR NET MONTHLY ACTIVITY |            | 12,774.99    |                    |
| 80800      | Broker & Account Mgt Fees     | 4/30/16         | SJE03     | GENJ | POST BPPR NET MONTHLY ACTIVITY | 25,734.04  |              |                    |
| 80800      | Broker & Account Mgt Fees     | 5/1/16          | SJE03     | GENJ | POST BPPR NET MONTHLY ACTIVITY |            | 25,734.04    |                    |
| 80800      | Broker & Account Mgt Fees     | 5/31/16         | SJE103    | GENJ | POST BPPR NET MONTHLY ACTIVITY | 25,734.04  |              |                    |
| 80800      | Broker & Account Mgt Fees     | 6/1/16          | SJE103    | GENJ | POST BPPR NET MONTHLY ACTIVITY |            | 25,734.04    |                    |
| 80800      | Broker & Account Mgt Fees     | 6/30/16         | SJE103    | GENJ | POST BPPR NET MONTHLY ACTIVITY | 25,734.04  |              |                    |
| 80800      | Broker & Account Mgt Fees     | 7/1/16          | SJE103    | GENJ | POST BPPR NET MONTHLY ACTIVITY |            | 25,734.04    |                    |
| 80800      | Broker & Account Mgt Fees     | 7/31/16         | XJE103    | GENJ | POST BPPR NET MONTHLY ACTIVITY | 39,031.37  |              |                    |
| 80800      | Broker & Account Mgt Fees     | 8/1/16          | XJE103    | GENJ | POST BPPR NET MONTHLY ACTIVITY |            | 39,031.37    |                    |
| 80800      | Broker & Account Mgt Fees     | 8/31/16         | XJE103    | GENJ | POST BPPR NET MONTHLY ACTIVITY | 39,031.37  |              |                    |
| 80800      | Broker & Account Mgt Fees     | 9/1/16          | XJE103    | GENJ | POST BPPR NET MONTHLY ACTIVITY |            | 39,031.37    |                    |
| 80800      | Broker & Account Mgt Fees     | 9/30/16         | XJE103    | GENJ | POST BPPR NET MONTHLY ACTIVITY | 39,031.37  |              |                    |
| 80800      | Broker & Account Mgt Fees     | 10/1/16         | XJE103    | GENJ | POST BPPR NET MONTHLY ACTIVITY |            | 39,031.37    |                    |
| 80800      | Broker & Account Mgt Fees     | 10/31/16        | XJE103    | GENJ | POST BPPR NET MONTHLY ACTIVITY | 52,571.43  |              |                    |
| 80800      | Broker & Account Mgt Fees     | 11/1/16         | XJE103    | GENJ | POST BPPR NET MONTHLY ACTIVITY |            | 52,571.43    |                    |
| 80800      | Broker & Account Mgt Fees     | 11/30/16        | XJE103    | GENJ | POST BPPR NET MONTHLY ACTIVITY | 52,571.43  |              |                    |
| 80800      | Broker & Account Mgt Fees     | 12/1/16         | XJE103    | GENJ | POST BPPR NET MONTHLY ACTIVITY |            | 52,571.43    |                    |
| 80800      | Broker & Account Mgt Fees     | 12/31/16        | XJE103    | GENJ | POST BPPR NET MONTHLY ACTIVITY | 52,571.43  |              |                    |
| 80800      | Broker & Account Mgt Fees     |                 |           |      | Change                         | 390,335.49 | 337,764.06   | 52,571.43          |
|            |                               | <b>12/31/16</b> |           |      | <b>Ending Balance</b>          |            |              | <b>52,571.43</b>   |
| 81100      | Proceeds from Securities Sold | 1/1/16          |           |      | Beginning Balance              |            |              |                    |
| 81100      | Proceeds from Securities Sold | 3/31/16         | SJE03     | GENJ | POST BPPR NET MONTHLY ACTIVITY |            | 248,088.50   |                    |
| 81100      | Proceeds from Securities Sold | 4/1/16          | SJE03     | GENJ | POST BPPR NET MONTHLY ACTIVITY | 248,088.50 |              |                    |
| 81100      | Proceeds from Securities Sold | 4/30/16         | SJE03     | GENJ | POST BPPR NET MONTHLY ACTIVITY |            | 248,088.50   |                    |
| 81100      | Proceeds from Securities Sold | 5/1/16          | SJE03     | GENJ | POST BPPR NET MONTHLY ACTIVITY | 248,088.50 |              |                    |
| 81100      | Proceeds from Securities Sold | 5/31/16         | SJE103    | GENJ | POST BPPR NET MONTHLY ACTIVITY |            | 248,088.50   |                    |
| 81100      | Proceeds from Securities Sold | 6/1/16          | SJE103    | GENJ | POST BPPR NET MONTHLY ACTIVITY | 248,088.50 |              |                    |
| 81100      | Proceeds from Securities Sold | 6/30/16         | SJE103    | GENJ | POST BPPR NET MONTHLY ACTIVITY |            | 248,088.50   |                    |
| 81100      | Proceeds from Securities Sold | 7/1/16          | SJE103    | GENJ | POST BPPR NET MONTHLY ACTIVITY | 248,088.50 |              |                    |
| 81100      | Proceeds from Securities Sold | 7/31/16         | XJE103    | GENJ | POST BPPR NET MONTHLY ACTIVITY |            | 248,088.50   |                    |
| 81100      | Proceeds from Securities Sold | 8/1/16          | XJE103    | GENJ | POST BPPR NET MONTHLY ACTIVITY | 248,088.50 |              |                    |

| Account ID | Account Description           | Date            | Reference | Jrnl | Trans Description              | Debit Amt    | Credit Amt   | Balance            |
|------------|-------------------------------|-----------------|-----------|------|--------------------------------|--------------|--------------|--------------------|
| 81100      | Proceeds from Securities Sold | 8/31/16         | XJE103    | GENJ | POST BPPR NET MONTHLY ACTIVITY |              | 497,483.00   |                    |
| 81100      | Proceeds from Securities Sold | 9/1/16          | XJE103    | GENJ | POST BPPR NET MONTHLY ACTIVITY | 497,483.00   |              |                    |
| 81100      | Proceeds from Securities Sold | 9/30/16         | XJE103    | GENJ | POST BPPR NET MONTHLY ACTIVITY |              | 497,483.00   |                    |
| 81100      | Proceeds from Securities Sold | 10/1/16         | XJE103    | GENJ | POST BPPR NET MONTHLY ACTIVITY | 497,483.00   |              |                    |
| 81100      | Proceeds from Securities Sold | 10/31/16        | XJE103    | GENJ | POST BPPR NET MONTHLY ACTIVITY |              | 497,483.00   |                    |
| 81100      | Proceeds from Securities Sold | 11/1/16         | XJE103    | GENJ | POST BPPR NET MONTHLY ACTIVITY | 497,483.00   |              |                    |
| 81100      | Proceeds from Securities Sold | 11/30/16        | XJE103    | GENJ | POST BPPR NET MONTHLY ACTIVITY |              | 675,818.00   |                    |
| 81100      | Proceeds from Securities Sold | 12/1/16         | XJE103    | GENJ | POST BPPR NET MONTHLY ACTIVITY | 675,818.00   |              |                    |
| 81100      | Proceeds from Securities Sold | 12/31/16        | XJE103    | GENJ | POST BPPR NET MONTHLY ACTIVITY |              | 817,845.72   |                    |
| 81100      | Proceeds from Securities Sold |                 |           |      | Change                         | 3,408,709.50 | 4,226,555.22 | -817,845.72        |
|            |                               | <b>12/31/16</b> |           |      | <b>Ending Balance</b>          |              |              | <b>-817,845.72</b> |
| 81200      | Cost of Securities Sold       | 1/1/16          |           |      | Beginning Balance              |              |              |                    |
| 81200      | Cost of Securities Sold       | 3/31/16         | SJE03     | GENJ | POST BPPR NET MONTHLY ACTIVITY | 243,377.86   |              |                    |
| 81200      | Cost of Securities Sold       | 4/1/16          | SJE03     | GENJ | POST BPPR NET MONTHLY ACTIVITY |              | 243,377.86   |                    |
| 81200      | Cost of Securities Sold       | 4/30/16         | SJE03     | GENJ | POST BPPR NET MONTHLY ACTIVITY | 243,377.86   |              |                    |
| 81200      | Cost of Securities Sold       | 5/1/16          | SJE03     | GENJ | POST BPPR NET MONTHLY ACTIVITY |              | 243,377.86   |                    |
| 81200      | Cost of Securities Sold       | 5/31/16         | SJE103    | GENJ | POST BPPR NET MONTHLY ACTIVITY | 243,377.86   |              |                    |
| 81200      | Cost of Securities Sold       | 6/1/16          | SJE103    | GENJ | POST BPPR NET MONTHLY ACTIVITY |              | 243,377.86   |                    |
| 81200      | Cost of Securities Sold       | 6/30/16         | SJE103    | GENJ | POST BPPR NET MONTHLY ACTIVITY | 243,377.86   |              |                    |
| 81200      | Cost of Securities Sold       | 7/1/16          | SJE103    | GENJ | POST BPPR NET MONTHLY ACTIVITY |              | 243,377.86   |                    |
| 81200      | Cost of Securities Sold       | 7/31/16         | XJE103    | GENJ | POST BPPR NET MONTHLY ACTIVITY | 243,377.86   |              |                    |
| 81200      | Cost of Securities Sold       | 8/1/16          | XJE103    | GENJ | POST BPPR NET MONTHLY ACTIVITY |              | 243,377.86   |                    |
| 81200      | Cost of Securities Sold       | 8/31/16         | XJE103    | GENJ | POST BPPR NET MONTHLY ACTIVITY | 479,020.37   |              |                    |
| 81200      | Cost of Securities Sold       | 9/1/16          | XJE103    | GENJ | POST BPPR NET MONTHLY ACTIVITY |              | 479,020.37   |                    |
| 81200      | Cost of Securities Sold       | 9/30/16         | XJE103    | GENJ | POST BPPR NET MONTHLY ACTIVITY | 479,020.37   |              |                    |
| 81200      | Cost of Securities Sold       | 10/1/16         | XJE103    | GENJ | POST BPPR NET MONTHLY ACTIVITY |              | 479,020.37   |                    |
| 81200      | Cost of Securities Sold       | 10/31/16        | XJE103    | GENJ | POST BPPR NET MONTHLY ACTIVITY | 479,020.37   |              |                    |
| 81200      | Cost of Securities Sold       | 11/1/16         | XJE103    | GENJ | POST BPPR NET MONTHLY ACTIVITY |              | 479,020.37   |                    |
| 81200      | Cost of Securities Sold       | 11/30/16        | XJE103    | GENJ | POST BPPR NET MONTHLY ACTIVITY | 666,530.68   |              |                    |
| 81200      | Cost of Securities Sold       | 12/1/16         | XJE103    | GENJ | POST BPPR NET MONTHLY ACTIVITY |              | 666,530.68   |                    |
| 81200      | Cost of Securities Sold       | 12/31/16        | XJE103    | GENJ | POST BPPR NET MONTHLY ACTIVITY | 824,167.34   |              |                    |
| 81200      | Cost of Securities Sold       |                 |           |      | Change                         | 4,144,648.43 | 3,320,481.09 | 824,167.34         |
|            |                               | <b>12/31/16</b> |           |      | <b>Ending Balance</b>          |              |              | <b>824,167.34</b>  |
| 81300      | Basis Adj's Securities Sold   | 1/1/16          |           |      | Beginning Balance              |              |              |                    |
| 81300      | Basis Adj's Securities Sold   | 1/31/16         | SJE03     | GENJ | POST BPPR NET MONTHLY ACTIVITY | 5,302.15     |              |                    |
| 81300      | Basis Adj's Securities Sold   | 2/1/16          | SJE03     | GENJ | POST BPPR NET MONTHLY ACTIVITY |              | 5,302.15     |                    |
| 81300      | Basis Adj's Securities Sold   | 2/29/16         | SJE03     | GENJ | POST BPPR NET MONTHLY ACTIVITY | 10,982.84    |              |                    |
| 81300      | Basis Adj's Securities Sold   | 3/1/16          | SJE03     | GENJ | POST BPPR NET MONTHLY ACTIVITY |              | 10,982.84    |                    |
| 81300      | Basis Adj's Securities Sold   | 3/31/16         | SJE03     | GENJ | POST BPPR NET MONTHLY ACTIVITY | 16,096.15    |              |                    |
| 81300      | Basis Adj's Securities Sold   | 4/1/16          | SJE03     | GENJ | POST BPPR NET MONTHLY ACTIVITY |              | 16,096.15    |                    |
| 81300      | Basis Adj's Securities Sold   | 4/30/16         | SJE03     | GENJ | POST BPPR NET MONTHLY ACTIVITY | 21,073.66    |              |                    |
| 81300      | Basis Adj's Securities Sold   | 5/1/16          | SJE03     | GENJ | POST BPPR NET MONTHLY ACTIVITY |              | 21,073.66    |                    |
| 81300      | Basis Adj's Securities Sold   | 5/31/16         | SJE103    | GENJ | POST BPPR NET MONTHLY ACTIVITY | 26,402.80    |              |                    |
| 81300      | Basis Adj's Securities Sold   | 6/1/16          | SJE103    | GENJ | POST BPPR NET MONTHLY ACTIVITY |              | 26,402.80    |                    |
| 81300      | Basis Adj's Securities Sold   | 6/30/16         | SJE103    | GENJ | POST BPPR NET MONTHLY ACTIVITY | 31,582.44    |              |                    |
| 81300      | Basis Adj's Securities Sold   | 7/1/16          | SJE103    | GENJ | POST BPPR NET MONTHLY ACTIVITY |              | 31,582.44    |                    |
| 81300      | Basis Adj's Securities Sold   | 7/31/16         | XJE103    | GENJ | POST BPPR NET MONTHLY ACTIVITY | 36,599.70    |              |                    |
| 81300      | Basis Adj's Securities Sold   | 8/1/16          | XJE103    | GENJ | POST BPPR NET MONTHLY ACTIVITY |              | 36,599.70    |                    |
| 81300      | Basis Adj's Securities Sold   | 8/31/16         | XJE103    | GENJ | POST BPPR NET MONTHLY ACTIVITY | 44,669.66    |              |                    |
| 81300      | Basis Adj's Securities Sold   | 9/1/16          | XJE103    | GENJ | POST BPPR NET MONTHLY ACTIVITY |              | 44,669.66    |                    |
| 81300      | Basis Adj's Securities Sold   | 9/30/16         | XJE103    | GENJ | POST BPPR NET MONTHLY ACTIVITY | 50,236.38    |              |                    |
| 81300      | Basis Adj's Securities Sold   | 10/1/16         | XJE103    | GENJ | POST BPPR NET MONTHLY ACTIVITY |              | 50,236.38    |                    |
| 81300      | Basis Adj's Securities Sold   | 10/31/16        | XJE103    | GENJ | POST BPPR NET MONTHLY ACTIVITY | 55,811.00    |              |                    |
| 81300      | Basis Adj's Securities Sold   | 11/1/16         | XJE103    | GENJ | POST BPPR NET MONTHLY ACTIVITY |              | 55,811.00    |                    |
| 81300      | Basis Adj's Securities Sold   | 11/30/16        | XJE103    | GENJ | POST BPPR NET MONTHLY ACTIVITY | 61,272.96    |              |                    |
| 81300      | Basis Adj's Securities Sold   | 12/1/16         | XJE103    | GENJ | POST BPPR NET MONTHLY ACTIVITY |              | 61,272.96    |                    |
| 81300      | Basis Adj's Securities Sold   | 12/31/16        | XJE103    | GENJ | POST BPPR NET MONTHLY ACTIVITY | 66,569.15    |              |                    |
| 81300      | Basis Adj's Securities Sold   |                 |           |      | Change                         | 426,598.89   | 360,029.74   | 66,569.15          |
|            |                               | <b>12/31/16</b> |           |      | <b>Ending Balance</b>          |              |              | <b>66,569.15</b>   |
| 83100      | ST Cap Gain Distrib's - BPPR  | 1/1/16          |           |      | Beginning Balance              |              |              |                    |
| 83100      | ST Cap Gain Distrib's - BPPR  | 12/31/16        | XJE103    | GENJ | POST BPPR NET MONTHLY ACTIVITY |              | 208.97       |                    |
| 83100      | ST Cap Gain Distrib's - BPPR  |                 |           |      | Change                         |              | 208.97       | -208.97            |
|            |                               | <b>12/31/16</b> |           |      | <b>Ending Balance</b>          |              |              | <b>-208.97</b>     |
| 83200      | LT Cap Gain Distrib's - BPPR  | 1/1/16          |           |      | Beginning Balance              |              |              |                    |
| 83200      | LT Cap Gain Distrib's - BPPR  | 12/31/16        | XJE103    | GENJ | POST BPPR NET MONTHLY ACTIVITY |              | 12,398.10    |                    |
| 83200      | LT Cap Gain Distrib's - BPPR  |                 |           |      | Change                         |              | 12,398.10    | -12,398.10         |
|            |                               | <b>12/31/16</b> |           |      | <b>Ending Balance</b>          |              |              | <b>-12,398.10</b>  |



Plaza Extra Partnership  
Balance Sheets

| As of:                                 | 01/31/16               | 02/29/16               | 03/31/16               | 04/30/16               | 05/31/16               | 06/30/16               | 07/31/16               | 08/31/16               | 09/30/16               | 10/31/16               | 11/30/16               | 12/31/16               |      |
|--|------------------------|------------------------|------------------------|------------------------|------------------------|------------------------|------------------------|------------------------|------------------------|------------------------|------------------------|------------------------|------|
| <b>ASSETS</b>                          |                        |                        |                        |                        |                        |                        |                        |                        |                        |                        |                        |                        |      |
| <b>Current Assets</b>                  |                        |                        |                        |                        |                        |                        |                        |                        |                        |                        |                        |                        |      |
| 10300 Cash in Bank - Operating         | (\$ 15,145.11)         | (\$ 15,145.11)         | (\$ 12,440.32)         | (\$ 12,440.32)         | (\$ 12,440.32)         | (\$ 12,440.32)         | (\$ 12,440.32)         | (\$ 12,440.32)         | (\$ 12,440.32)         | (\$ 12,440.32)         | (\$ 12,440.32)         | (\$ 12,440.32)         | 0.00 |
| 10350 Cash in Bank - Payroll           | (625.79)               | (625.79)               | (625.79)               | (625.79)               | (625.79)               | (625.79)               | (625.79)               | (625.79)               | (625.79)               | (625.79)               | (625.79)               | (625.79)               | 0.00 |
| 10600 Cash - Bank Claims 9091          | 1,562,603.20           | 1,559,619.87           | 1,467,480.75           | 831,428.21             | 838,489.42             | 718,450.97             | 718,450.97             | 581,040.51             | 581,106.23             | 517,482.54             | 485,285.04             | 454,162.15             |      |
| 10700 Cash - Bank Liquid 9075          | 125,585.24             | 125,565.24             | 125,545.24             | 125,525.24             | 125,505.24             | 125,485.24             | 125,465.24             | 125,445.24             | 125,425.24             | 125,405.24             | 125,385.24             | 125,365.24             |      |
| 14600 Due from (to) Hamed              | 524.67                 | 0.00                   | 0.00                   | 0.00                   | 0.00                   | 0.00                   | 0.00                   | 0.00                   | 0.00                   | 0.00                   | 0.00                   | 0.00                   |      |
| 15100 Marketable Securities - BPPR     | 8,027,354.43           | 8,044,180.41           | 8,218,319.85           | 8,261,088.99           | 8,272,725.45           | 8,343,036.76           | 8,451,995.35           | 8,468,668.59           | 8,468,462.07           | 8,363,271.11           | 8,291,871.90           | 8,369,401.67           |      |
| 15150 Unrealized (Gain) Loss-BPPR      | 138,768.48             | 132,512.97             | (16,538.26)            | (71,617.54)            | (72,331.63)            | (100,378.74)           | (213,275.14)           | (204,919.69)           | (188,532.69)           | (92,049.70)            | (22,973.74)            | (57,590.78)            |      |
| <b>Total Current Assets</b>            | <b>9,839,065.12</b>    | <b>9,846,107.59</b>    | <b>9,781,741.47</b>    | <b>9,133,358.79</b>    | <b>9,151,322.37</b>    | <b>9,073,528.12</b>    | <b>9,069,570.31</b>    | <b>8,957,168.54</b>    | <b>8,973,394.74</b>    | <b>8,901,043.08</b>    | <b>8,866,502.33</b>    | <b>8,891,338.28</b>    |      |
| <b>Property and Equipment</b>          |                        |                        |                        |                        |                        |                        |                        |                        |                        |                        |                        |                        |      |
| <b>Total Property and Equipment</b>    | <b>0.00</b>            | <b>0.00</b>            | <b>0.00</b>            | <b>0.00</b>            | <b>0.00</b>            | <b>0.00</b>            | <b>0.00</b>            | <b>0.00</b>            | <b>0.00</b>            | <b>0.00</b>            | <b>0.00</b>            | <b>0.00</b>            |      |
| <b>Other Assets</b>                    |                        |                        |                        |                        |                        |                        |                        |                        |                        |                        |                        |                        |      |
| <b>Total Other Assets</b>              | <b>0.00</b>            | <b>0.00</b>            | <b>0.00</b>            | <b>0.00</b>            | <b>0.00</b>            | <b>0.00</b>            | <b>0.00</b>            | <b>0.00</b>            | <b>0.00</b>            | <b>0.00</b>            | <b>0.00</b>            | <b>0.00</b>            |      |
| <b>Total Assets</b>                    | <b>\$ 9,839,065.12</b> | <b>\$ 9,846,107.59</b> | <b>\$ 9,781,741.47</b> | <b>\$ 9,133,358.79</b> | <b>\$ 9,151,322.37</b> | <b>\$ 9,073,528.12</b> | <b>\$ 9,069,570.31</b> | <b>\$ 8,957,168.54</b> | <b>\$ 8,973,394.74</b> | <b>\$ 8,901,043.08</b> | <b>\$ 8,866,502.33</b> | <b>\$ 8,891,338.28</b> |      |
| <b>LIABILITIES AND CAPITAL</b>         |                        |                        |                        |                        |                        |                        |                        |                        |                        |                        |                        |                        |      |
| <b>Current Liabilities</b>             |                        |                        |                        |                        |                        |                        |                        |                        |                        |                        |                        |                        |      |
| 20000 Accounts Payable - Trade         | \$ 50,166.00           | \$ 91,083.00           | \$ 71,519.08           | \$ 113,157.89          | \$ 144,062.89          | \$ 115,369.35          | \$ 208,719.15          | \$ 146,267.97          | \$ 174,628.49          | \$ 143,943.70          | \$ 138,440.74          | \$ 137,114.78          |      |
| 23000 Accrued Expenses                 | 30,000.00              | 30,000.00              | 30,000.00              | 30,000.00              | 30,000.00              | 30,000.00              | 30,000.00              | 30,000.00              | 30,000.00              | 30,000.00              | 30,000.00              | 30,000.00              |      |
| <b>Total Current Liabilities</b>       | <b>80,166.00</b>       | <b>121,083.00</b>      | <b>101,519.08</b>      | <b>143,157.89</b>      | <b>174,062.89</b>      | <b>145,369.35</b>      | <b>238,719.15</b>      | <b>176,267.97</b>      | <b>204,628.49</b>      | <b>173,943.70</b>      | <b>168,440.74</b>      | <b>167,114.78</b>      |      |
| <b>Long-Term Liabilities</b>           |                        |                        |                        |                        |                        |                        |                        |                        |                        |                        |                        |                        |      |
| <b>Total Long-Term Liabilities</b>     | <b>0.00</b>            | <b>0.00</b>            | <b>0.00</b>            | <b>0.00</b>            | <b>0.00</b>            | <b>0.00</b>            | <b>0.00</b>            | <b>0.00</b>            | <b>0.00</b>            | <b>0.00</b>            | <b>0.00</b>            | <b>0.00</b>            |      |
| <b>Total Liabilities</b>               | <b>80,166.00</b>       | <b>121,083.00</b>      | <b>101,519.08</b>      | <b>143,157.89</b>      | <b>174,062.89</b>      | <b>145,369.35</b>      | <b>238,719.15</b>      | <b>176,267.97</b>      | <b>204,628.49</b>      | <b>173,943.70</b>      | <b>168,440.74</b>      | <b>167,114.78</b>      |      |
| <b>Capital</b>                         |                        |                        |                        |                        |                        |                        |                        |                        |                        |                        |                        |                        |      |
| 33000 Dividend Distrib's (Ptr Draws)   | 0.00                   | 0.00                   | 0.00                   | (563,287.25)           | (563,287.25)           | (563,287.25)           | (563,287.25)           | (563,287.25)           | (563,287.25)           | (563,287.25)           | (563,287.25)           | (563,287.25)           |      |
| 39000 Retained Earnings                | 9,807,484.84           | 9,807,484.84           | 9,807,484.84           | 9,807,484.84           | 9,807,484.84           | 9,807,484.84           | 9,807,484.84           | 9,807,484.84           | 9,807,484.84           | 9,807,484.84           | 9,807,484.84           | 9,807,484.84           |      |
| Net Income                             | (48,585.72)            | (82,460.25)            | (127,262.45)           | (253,996.69)           | (266,938.11)           | (316,038.82)           | (413,346.43)           | (463,297.02)           | (475,431.34)           | (517,098.21)           | (546,136.00)           | (519,974.09)           |      |
| <b>Total Capital</b>                   | <b>9,758,899.12</b>    | <b>9,725,024.59</b>    | <b>9,680,222.39</b>    | <b>8,990,200.90</b>    | <b>8,977,259.48</b>    | <b>8,928,158.77</b>    | <b>8,830,851.16</b>    | <b>8,780,900.57</b>    | <b>8,768,766.25</b>    | <b>8,727,099.38</b>    | <b>8,698,061.59</b>    | <b>8,724,223.50</b>    |      |
| <b>Total Liabilities &amp; Capital</b> | <b>\$ 9,839,065.12</b> | <b>\$ 9,846,107.59</b> | <b>\$ 9,781,741.47</b> | <b>\$ 9,133,358.79</b> | <b>\$ 9,151,322.37</b> | <b>\$ 9,073,528.12</b> | <b>\$ 9,069,570.31</b> | <b>\$ 8,957,168.54</b> | <b>\$ 8,973,394.74</b> | <b>\$ 8,901,043.08</b> | <b>\$ 8,866,502.33</b> | <b>\$ 8,891,338.28</b> |      |



Plaza Extra Partnership  
Income Statement - 12 Periods

|                               | Month Ended:                        | 01/31/16              | 02/29/16           | 03/31/16           | 04/30/16            | 05/31/16           | 06/30/16           | 07/31/16           | 08/31/16           | 09/30/16           | 10/31/16           | 11/30/16           | 12/31/16           | 2016<br>YTD Total      |
|-------------------------------|-------------------------------------|-----------------------|--------------------|--------------------|---------------------|--------------------|--------------------|--------------------|--------------------|--------------------|--------------------|--------------------|--------------------|------------------------|
| <b>Revenues</b>               |                                     |                       |                    |                    |                     |                    |                    |                    |                    |                    |                    |                    |                    |                        |
| 47000                         | Revenue - Miscellaneous Sales       | \$ 0.00               | 0.00               | 0.00               | (50.00)             | 0.00               | 0.00               | 0.00               | 0.00               | 0.00               | 0.00               | 0.00               | 0.00               | (\$ 50.00)             |
| 48000                         | Revenue - Sales Discounts           | 0.00                  | (3,640.00)         | 0.00               | 0.00                | 0.00               | 0.00               | 0.00               | (40.00)            | 0.00               | 0.00               | 0.00               | 0.00               | (3,680.00)             |
|                               | <b>Total Revenues</b>               | <b>0.00</b>           | <b>(3,640.00)</b>  | <b>0.00</b>        | <b>(50.00)</b>      | <b>0.00</b>        | <b>0.00</b>        | <b>0.00</b>        | <b>(40.00)</b>     | <b>0.00</b>        | <b>0.00</b>        | <b>0.00</b>        | <b>0.00</b>        | <b>(3,730.00)</b>      |
| <b>Cost of Sales</b>          |                                     |                       |                    |                    |                     |                    |                    |                    |                    |                    |                    |                    |                    |                        |
| 50000                         | COS - Purchases                     | (410.00)              | 0.00               | 0.00               | 0.00                | 0.00               | 0.00               | 0.00               | 0.00               | 0.00               | 0.00               | 0.00               | 0.00               | (410.00)               |
| 51000                         | COS - Freight Expense               | 0.00                  | 0.00               | 0.00               | 260.00              | 0.00               | 0.00               | 0.00               | 0.00               | 0.00               | 0.00               | 0.00               | 0.00               | 260.00                 |
| 52200                         | COS - US Customs Expense            | 0.00                  | 2,250.00           | 0.00               | 0.00                | 0.00               | 0.00               | 0.00               | 0.00               | 0.00               | 0.00               | 0.00               | 0.00               | 2,250.00               |
|                               | <b>Total Cost of Sales</b>          | <b>(410.00)</b>       | <b>2,250.00</b>    | <b>0.00</b>        | <b>260.00</b>       | <b>0.00</b>        | <b>0.00</b>        | <b>0.00</b>        | <b>0.00</b>        | <b>0.00</b>        | <b>0.00</b>        | <b>0.00</b>        | <b>0.00</b>        | <b>2,100.00</b>        |
|                               | <b>Gross Profit</b>                 | <b>410.00</b>         | <b>(5,890.00)</b>  | <b>0.00</b>        | <b>(310.00)</b>     | <b>0.00</b>        | <b>0.00</b>        | <b>0.00</b>        | <b>(40.00)</b>     | <b>0.00</b>        | <b>0.00</b>        | <b>0.00</b>        | <b>0.00</b>        | <b>(5,830.00)</b>      |
| <b>Expenses</b>               |                                     |                       |                    |                    |                     |                    |                    |                    |                    |                    |                    |                    |                    |                        |
| 60000                         | Accounting Fees                     | 0.00                  | 0.00               | 0.00               | 0.00                | 0.00               | 0.00               | 0.00               | 1,550.00           | 0.00               | 0.00               | 0.00               | 0.00               | 1,550.00               |
| 60800                         | Bank Charges                        | 20.00                 | 20.00              | 20.00              | 20.00               | 20.00              | 20.00              | 20.00              | 20.00              | 20.00              | 20.00              | 20.00              | 20.00              | 240.00                 |
| 61300                         | Contract Labor Expense              | 0.00                  | 0.00               | 0.00               | 0.00                | 0.00               | 36,200.00          | 0.00               | 0.00               | 0.00               | 3,800.00           | 5,000.00           | 0.00               | 45,000.00              |
| 63000                         | Insurance - Emp Health              | 0.00                  | 0.00               | 0.00               | 0.00                | 0.00               | 0.00               | 0.00               | 397.61             | 0.00               | 0.00               | 0.00               | 0.00               | 397.61                 |
| 63200                         | Insurance - Gen Liability           | 0.40                  | 0.00               | 0.00               | 0.00                | 0.00               | 0.00               | 50,000.00          | 0.00               | 0.00               | 0.00               | 0.00               | 0.00               | 50,000.40              |
| 63600                         | Insurance - Workers' Comp           | 0.00                  | 317.99             | 0.00               | 0.00                | 0.00               | 0.00               | 0.00               | 0.00               | 0.00               | 0.00               | 0.00               | 0.00               | 317.99                 |
| 64500                         | Legal Fees Expense                  | 17,337.00             | 4,071.00           | 27,083.00          | 6,020.00            | 0.00               | 1,240.50           | 11,418.80          | 0.00               | 495.00             | 0.00               | 1,192.50           | 1,437.50           | 70,295.30              |
| 66400                         | Rent Expense - Other                | 733.33                | 733.33             | 1,466.66           | 0.00                | 733.33             | 1,507.01           | 0.00               | 741.40             | 741.40             | 741.40             | 741.40             | 741.40             | 8,880.66               |
| 67400                         | Taxes - Empr FUTA Expense           | 0.00                  | 982.68             | 0.00               | 74,779.10           | (9,935.49)         | 0.00               | 0.00               | 0.00               | 0.00               | 0.00               | 0.00               | 0.00               | 65,826.29              |
| 67500                         | Taxes - Empr VI Unemp               | 0.00                  | 0.00               | 0.00               | 0.00                | 0.00               | 12,547.65          | 0.00               | 38,449.90          | 0.00               | 1,273.38           | (13,519.51)        | 0.00               | 38,751.42              |
| 68200                         | Travel & Hotels Expense             | 0.00                  | 0.00               | 3,000.00           | 1,000.00            | 1,000.00           | 1,000.00           | 1,000.00           | 500.00             | 500.00             | 500.00             | 0.00               | 0.00               | 8,500.00               |
| 69000                         | Wages - Officer Salaries            | 24,055.00             | 23,698.00          | 29,603.75          | 23,683.00           | 23,683.00          | 28,084.75          | 22,319.00          | 27,898.75          | 22,319.00          | 22,319.00          | 27,898.75          | 22,319.00          | 297,881.00             |
| 69200                         | Wages - Managers                    | 8,774.00              | 8,732.00           | 8,717.00           | 8,612.00            | 8,612.00           | 10,765.00          | 8,612.00           | 5,381.62           | 4,305.12           | 4,305.12           | 5,381.40           | 5,299.03           | 87,496.29              |
|                               | <b>Total Expenses</b>               | <b>50,919.73</b>      | <b>38,555.00</b>   | <b>69,890.41</b>   | <b>114,114.10</b>   | <b>24,112.84</b>   | <b>91,364.91</b>   | <b>93,369.80</b>   | <b>74,939.28</b>   | <b>28,380.52</b>   | <b>32,958.90</b>   | <b>26,714.54</b>   | <b>29,816.93</b>   | <b>675,136.96</b>      |
|                               | <b>Net Operating Income</b>         | <b>(50,509.73)</b>    | <b>(44,445.00)</b> | <b>(69,890.41)</b> | <b>(114,424.10)</b> | <b>(24,112.84)</b> | <b>(91,364.91)</b> | <b>(93,369.80)</b> | <b>(74,979.28)</b> | <b>(28,380.52)</b> | <b>(32,958.90)</b> | <b>(26,714.54)</b> | <b>(29,816.93)</b> | <b>(680,966.96)</b>    |
| <b>Other Income (Expense)</b> |                                     |                       |                    |                    |                     |                    |                    |                    |                    |                    |                    |                    |                    |                        |
| 80000                         | Other Income (Expense)              | 0.00                  | 0.00               | 0.00               | 0.00                | 0.00               | 0.00               | 0.00               | 0.00               | 65.72              | 0.00               | 0.00               | 13,066.11          | 13,131.83              |
| 80100                         | Interest Income - Taxable           | 0.00                  | 0.00               | 0.00               | 0.00                | 249.05             | 0.00               | 0.00               | 0.00               | 0.00               | 0.00               | 0.00               | 0.00               | 249.05                 |
| 80150                         | Interest Income - Nontaxable        | 20,000.00             | 16,250.00          | 7,093.75           | 5,625.00            | 16,250.00          | 23,750.00          | 14,375.00          | 19,343.75          | 7,875.00           | 10,405.56          | 12,312.50          | 24,878.47          | 178,159.03             |
| 80200                         | Dividend Income                     | 1.15                  | 1.16               | 18,397.13          | 1.42                | 1.51               | 23,693.84          | 1.78               | 2.91               | 13,872.20          | 1.15               | 1.52               | 26,332.32          | 82,308.09              |
| 80800                         | Broker & Account Mgt Fees           | (12,774.99)           | 0.00               | 0.00               | (12,959.05)         | 0.00               | 0.00               | (13,297.33)        | 0.00               | 0.00               | (13,540.06)        | 0.00               | 0.00               | (52,571.43)            |
| 81100                         | Proceeds from Securities Sold       | 0.00                  | 0.00               | 248,088.50         | 0.00                | 0.00               | 0.00               | 0.00               | 249,394.50         | 0.00               | 0.00               | 178,335.00         | 142,027.72         | 817,845.72             |
| 81200                         | Cost of Securities Sold             | 0.00                  | 0.00               | (243,377.86)       | 0.00                | 0.00               | 0.00               | 0.00               | (235,642.51)       | 0.00               | 0.00               | (187,510.31)       | (157,636.66)       | (824,167.34)           |
| 81300                         | Basis Adj's Securities Sold         | (5,302.15)            | (5,680.69)         | (5,113.31)         | (4,977.51)          | (5,329.14)         | (5,179.64)         | (5,017.26)         | (8,069.96)         | (5,566.72)         | (5,574.62)         | (5,461.96)         | (5,296.19)         | (66,569.15)            |
| 83100                         | ST Cap Gain Distrib's - BPPR        | 0.00                  | 0.00               | 0.00               | 0.00                | 0.00               | 0.00               | 0.00               | 0.00               | 0.00               | 0.00               | 0.00               | 208.97             | 208.97                 |
| 83200                         | LT Cap Gain Distrib's - BPPR        | 0.00                  | 0.00               | 0.00               | 0.00                | 0.00               | 0.00               | 0.00               | 0.00               | 0.00               | 0.00               | 0.00               | 12,398.10          | 12,398.10              |
|                               | <b>Total Other Income (Expense)</b> | <b>1,924.01</b>       | <b>10,570.47</b>   | <b>25,088.21</b>   | <b>(12,310.14)</b>  | <b>11,171.42</b>   | <b>42,264.20</b>   | <b>(3,937.81)</b>  | <b>25,028.69</b>   | <b>16,246.20</b>   | <b>(8,707.97)</b>  | <b>(2,323.25)</b>  | <b>55,978.84</b>   | <b>160,992.87</b>      |
|                               | <b>Net Income</b>                   | <b>(\$ 48,585.72)</b> | <b>(33,874.53)</b> | <b>(44,802.20)</b> | <b>(126,734.24)</b> | <b>(12,941.42)</b> | <b>(49,100.71)</b> | <b>(97,307.61)</b> | <b>(49,950.59)</b> | <b>(12,134.32)</b> | <b>(41,666.87)</b> | <b>(29,037.79)</b> | <b>26,161.91</b>   | <b>(\$ 519,974.09)</b> |

United Corporation East (Pship)  
Balance Sheets

|                                | As of:                                 | 01/31/16            | 02/29/16            | 03/31/16            | 04/30/16            | 05/31/16            | 06/30/16            | 07/31/16            | 08/31/16            | 09/30/16            | 10/31/16            | 11/30/16            | 12/31/16            |
|--------------------------------|--|---------------------|---------------------|---------------------|---------------------|---------------------|---------------------|---------------------|---------------------|---------------------|---------------------|---------------------|---------------------|
| <b>ASSETS</b>                  |  |                     |                     |                     |                     |                     |                     |                     |                     |                     |                     |                     |                     |
| <b>Current Assets</b>          |  |                     |                     |                     |                     |                     |                     |                     |                     |                     |                     |                     |                     |
| 10300                          | Cash - Bank Op'g 8830                  | (\$ 871.05)         | (\$ 871.05)         | (\$ 871.05)         | (\$ 871.05)         | (\$ 871.05)         | (\$ 871.05)         | (\$ 871.05)         | (\$ 871.05)         | (\$ 871.05)         | (\$ 871.05)         | (\$ 871.05)         | \$ 0.00             |
|                                | <b>Total Current Assets</b>            | <b>(871.05)</b>     | <b>(871.05)</b>     | <b>(871.05)</b>     | <b>(871.05)</b>     | <b>(871.05)</b>     | <b>(871.05)</b>     | <b>(871.05)</b>     | <b>(871.05)</b>     | <b>(871.05)</b>     | <b>(871.05)</b>     | <b>(871.05)</b>     | <b>0.00</b>         |
| <b>Property and Equipment</b>  |  |                     |                     |                     |                     |                     |                     |                     |                     |                     |                     |                     |                     |
|                                | <b>Total Property and Equipment</b>    | <b>0.00</b>         | <b>0.00</b>         | <b>0.00</b>         | <b>0.00</b>         | <b>0.00</b>         | <b>0.00</b>         | <b>0.00</b>         | <b>0.00</b>         | <b>0.00</b>         | <b>0.00</b>         | <b>0.00</b>         | <b>0.00</b>         |
| <b>Other Assets</b>            |  |                     |                     |                     |                     |                     |                     |                     |                     |                     |                     |                     |                     |
|                                | <b>Total Other Assets</b>              | <b>0.00</b>         | <b>0.00</b>         | <b>0.00</b>         | <b>0.00</b>         | <b>0.00</b>         | <b>0.00</b>         | <b>0.00</b>         | <b>0.00</b>         | <b>0.00</b>         | <b>0.00</b>         | <b>0.00</b>         | <b>0.00</b>         |
|                                | <b>Total Assets</b>                    | <b>(\$ 871.05)</b>  | <b>(\$ 871.05)</b>  | <b>(\$ 871.05)</b>  | <b>(\$ 871.05)</b>  | <b>(\$ 871.05)</b>  | <b>(\$ 871.05)</b>  | <b>(\$ 871.05)</b>  | <b>(\$ 871.05)</b>  | <b>(\$ 871.05)</b>  | <b>(\$ 871.05)</b>  | <b>(\$ 871.05)</b>  | <b>\$ 0.00</b>      |
| <b>LIABILITIES AND CAPITAL</b> |  |                     |                     |                     |                     |                     |                     |                     |                     |                     |                     |                     |                     |
| <b>Current Liabilities</b>     |  |                     |                     |                     |                     |                     |                     |                     |                     |                     |                     |                     |                     |
| 20000                          | Accounts Payable - Trade               | \$ 32,829.00        | \$ 66,559.67        | \$ 41,320.75        | \$ 107,137.89       | \$ 140,432.89       | \$ 114,128.85       | \$ 196,059.85       | \$ 147,009.37       | \$ 174,133.49       | \$ 140,353.12       | \$ 108,059.25       | \$ 135,677.28       |
| 23000                          | Accrued Expenses                       | 10,000.00           | 10,000.00           | 10,000.00           | 10,000.00           | 10,000.00           | 10,000.00           | 10,000.00           | 10,000.00           | 10,000.00           | 10,000.00           | 10,000.00           | 10,000.00           |
|                                | <b>Total Current Liabilities</b>       | <b>42,829.00</b>    | <b>76,559.67</b>    | <b>51,320.75</b>    | <b>117,137.89</b>   | <b>150,432.89</b>   | <b>124,128.85</b>   | <b>206,059.85</b>   | <b>157,009.37</b>   | <b>184,133.49</b>   | <b>150,353.12</b>   | <b>118,059.25</b>   | <b>145,677.28</b>   |
| <b>Long-Term Liabilities</b>   |  |                     |                     |                     |                     |                     |                     |                     |                     |                     |                     |                     |                     |
| 28600                          | Pship Claims Reserve Clearing          | 65,294.61           | 65,294.61           | 131,854.28          | 174,421.24          | 174,421.24          | 240,075.03          | 240,075.03          | 361,395.78          | 361,395.78          | 422,300.27          | 449,424.39          | 449,424.39          |
|                                | <b>Total Long-Term Liabilities</b>     | <b>65,294.61</b>    | <b>65,294.61</b>    | <b>131,854.28</b>   | <b>174,421.24</b>   | <b>174,421.24</b>   | <b>240,075.03</b>   | <b>240,075.03</b>   | <b>361,395.78</b>   | <b>361,395.78</b>   | <b>422,300.27</b>   | <b>449,424.39</b>   | <b>449,424.39</b>   |
|                                | <b>Total Liabilities</b>               | <b>108,123.61</b>   | <b>141,854.28</b>   | <b>183,175.03</b>   | <b>291,559.13</b>   | <b>324,854.13</b>   | <b>364,203.88</b>   | <b>446,134.88</b>   | <b>518,405.15</b>   | <b>545,529.27</b>   | <b>572,653.39</b>   | <b>567,483.64</b>   | <b>595,101.67</b>   |
| <b>Capital</b>                 |  |                     |                     |                     |                     |                     |                     |                     |                     |                     |                     |                     |                     |
| 39000                          | Retained Earnings                      | (76,165.66)         | (76,165.66)         | (76,165.66)         | (76,165.66)         | (76,165.66)         | (76,165.66)         | (76,165.66)         | (76,165.66)         | (76,165.66)         | (76,165.66)         | (76,165.66)         | (76,165.66)         |
|                                | Net Income                             | (32,829.00)         | (66,559.67)         | (107,880.42)        | (216,264.52)        | (249,559.52)        | (288,909.27)        | (370,840.27)        | (443,110.54)        | (470,234.66)        | (497,358.78)        | (492,189.03)        | (518,936.01)        |
|                                | <b>Total Capital</b>                   | <b>(108,994.66)</b> | <b>(142,725.33)</b> | <b>(184,046.08)</b> | <b>(292,430.18)</b> | <b>(325,725.18)</b> | <b>(365,074.93)</b> | <b>(447,005.93)</b> | <b>(519,276.20)</b> | <b>(546,400.32)</b> | <b>(573,524.44)</b> | <b>(568,354.69)</b> | <b>(595,101.67)</b> |
|                                | <b>Total Liabilities &amp; Capital</b> | <b>(\$ 871.05)</b>  | <b>(\$ 871.05)</b>  | <b>(\$ 871.05)</b>  | <b>(\$ 871.05)</b>  | <b>(\$ 871.05)</b>  | <b>(\$ 871.05)</b>  | <b>(\$ 871.05)</b>  | <b>(\$ 871.05)</b>  | <b>(\$ 871.05)</b>  | <b>(\$ 871.05)</b>  | <b>(\$ 871.05)</b>  | <b>\$ 0.00</b>      |

United Corporation East (Pship)  
Income Statement - 12 Periods

|                               | Month Ended:                        | 01/31/16              | 02/29/16           | 03/31/16           | 04/30/16            | 05/31/16           | 06/30/16           | 07/31/16           | 08/31/16           | 09/30/16           | 10/31/16           | 11/30/16          | 12/31/16           | 2016<br>YTD Total   |
|-------------------------------|-------------------------------------|-----------------------|--------------------|--------------------|---------------------|--------------------|--------------------|--------------------|--------------------|--------------------|--------------------|-------------------|--------------------|---------------------|
| <b>Revenues</b>               |                                     |                       |                    |                    |                     |                    |                    |                    |                    |                    |                    |                   |                    |                     |
| 47000                         | Revenue - Miscellaneous Sales       | \$ 0.00               | 0.00               | 0.00               | (50.00)             | 0.00               | 0.00               | 0.00               | 0.00               | 0.00               | 0.00               | 0.00              | 0.00               | (50.00)             |
| 48000                         | Revenue - Sales Discounts           | 0.00                  | 0.00               | 0.00               | 0.00                | 0.00               | 0.00               | 0.00               | (40.00)            | 0.00               | 0.00               | 0.00              | 0.00               | (40.00)             |
|                               | <b>Total Revenues</b>               | <b>0.00</b>           | <b>0.00</b>        | <b>0.00</b>        | <b>(50.00)</b>      | <b>0.00</b>        | <b>0.00</b>        | <b>0.00</b>        | <b>(40.00)</b>     | <b>0.00</b>        | <b>0.00</b>        | <b>0.00</b>       | <b>0.00</b>        | <b>(90.00)</b>      |
| <b>Cost of Sales</b>          |                                     |                       |                    |                    |                     |                    |                    |                    |                    |                    |                    |                   |                    |                     |
| 51000                         | COS - Freight Expense               | 0.00                  | 0.00               | 0.00               | 260.00              | 0.00               | 0.00               | 0.00               | 0.00               | 0.00               | 0.00               | 0.00              | 0.00               | 260.00              |
|                               | <b>Total Cost of Sales</b>          | <b>0.00</b>           | <b>0.00</b>        | <b>0.00</b>        | <b>260.00</b>       | <b>0.00</b>        | <b>0.00</b>        | <b>0.00</b>        | <b>0.00</b>        | <b>0.00</b>        | <b>0.00</b>        | <b>0.00</b>       | <b>0.00</b>        | <b>260.00</b>       |
|                               | <b>Gross Profit</b>                 | <b>0.00</b>           | <b>0.00</b>        | <b>0.00</b>        | <b>(310.00)</b>     | <b>0.00</b>        | <b>0.00</b>        | <b>0.00</b>        | <b>(40.00)</b>     | <b>0.00</b>        | <b>0.00</b>        | <b>0.00</b>       | <b>0.00</b>        | <b>(350.00)</b>     |
| <b>Expenses</b>               |                                     |                       |                    |                    |                     |                    |                    |                    |                    |                    |                    |                   |                    |                     |
| 63200                         | Insurance - Gen Liability           | 0.00                  | 0.00               | 0.00               | 0.00                | 0.00               | 0.00               | 50,000.00          | 0.00               | 0.00               | 0.00               | 0.00              | 0.00               | 50,000.00           |
| 63600                         | Insurance - Workers' Comp           | 0.00                  | 317.99             | 0.00               | 0.00                | 0.00               | 0.00               | 0.00               | 0.00               | 0.00               | 0.00               | 0.00              | 0.00               | 317.99              |
| 67400                         | Taxes - Empr FUTA Expense           | 0.00                  | 982.68             | 0.00               | 74,779.10           | 0.00               | 0.00               | 0.00               | 0.00               | 0.00               | 0.00               | 0.00              | 0.00               | 75,761.78           |
| 67500                         | Taxes - Empr VI Unemp               | 0.00                  | 0.00               | 0.00               | 0.00                | 0.00               | (500.00)           | 0.00               | 38,449.90          | 0.00               | 0.00               | (38,449.90)       | 0.00               | (500.00)            |
| 68200                         | Travel & Hotels Expense             | 0.00                  | 0.00               | 3,000.00           | 1,000.00            | 1,000.00           | 1,000.00           | 1,000.00           | 500.00             | 500.00             | 500.00             | 0.00              | 0.00               | 8,500.00            |
| 69000                         | Wages - Officer Salaries            | 24,055.00             | 23,698.00          | 29,603.75          | 23,683.00           | 23,683.00          | 28,084.75          | 22,319.00          | 27,898.75          | 22,319.00          | 22,319.00          | 27,898.75         | 22,319.00          | 297,881.00          |
| 69200                         | Wages - Managers                    | 8,774.00              | 8,732.00           | 8,717.00           | 8,612.00            | 8,612.00           | 10,765.00          | 8,612.00           | 5,381.62           | 4,305.12           | 4,305.12           | 5,381.40          | 5,299.03           | 87,496.29           |
|                               | <b>Total Expenses</b>               | <b>32,829.00</b>      | <b>33,730.67</b>   | <b>41,320.75</b>   | <b>108,074.10</b>   | <b>33,295.00</b>   | <b>39,349.75</b>   | <b>81,931.00</b>   | <b>72,230.27</b>   | <b>27,124.12</b>   | <b>27,124.12</b>   | <b>(5,169.75)</b> | <b>27,618.03</b>   | <b>519,457.06</b>   |
|                               | <b>Net Operating Income</b>         | <b>(32,829.00)</b>    | <b>(33,730.67)</b> | <b>(41,320.75)</b> | <b>(108,384.10)</b> | <b>(33,295.00)</b> | <b>(39,349.75)</b> | <b>(81,931.00)</b> | <b>(72,270.27)</b> | <b>(27,124.12)</b> | <b>(27,124.12)</b> | <b>5,169.75</b>   | <b>(27,618.03)</b> | <b>(519,807.06)</b> |
| <b>Other Income (Expense)</b> |                                     |                       |                    |                    |                     |                    |                    |                    |                    |                    |                    |                   |                    |                     |
|                               | <b>Total Other Income (Expense)</b> | <b>0.00</b>           | <b>0.00</b>        | <b>0.00</b>        | <b>0.00</b>         | <b>0.00</b>        | <b>0.00</b>        | <b>0.00</b>        | <b>0.00</b>        | <b>0.00</b>        | <b>0.00</b>        | <b>0.00</b>       | <b>871.05</b>      | <b>871.05</b>       |
|                               | <b>Net Income</b>                   | <b>(\$ 32,829.00)</b> | <b>(33,730.67)</b> | <b>(41,320.75)</b> | <b>(108,384.10)</b> | <b>(33,295.00)</b> | <b>(39,349.75)</b> | <b>(81,931.00)</b> | <b>(72,270.27)</b> | <b>(27,124.12)</b> | <b>(27,124.12)</b> | <b>5,169.75</b>   | <b>(26,746.98)</b> | <b>(518,936.01)</b> |

United Corporation West (Pship)  
Balance Sheets

|                                | As of:                                 | 01/31/16               | 02/29/16               | 03/31/16               | 04/30/16               | 05/31/16               | 06/30/16               | 07/31/16               | 08/31/16               | 09/30/16               | 10/31/16               | 11/30/16               | 12/31/16               |
|--------------------------------|--|------------------------|------------------------|------------------------|------------------------|------------------------|------------------------|------------------------|------------------------|------------------------|------------------------|------------------------|------------------------|
| <b>ASSETS</b>                  |  |                        |                        |                        |                        |                        |                        |                        |                        |                        |                        |                        |                        |
| <b>Current Assets</b>          |  |                        |                        |                        |                        |                        |                        |                        |                        |                        |                        |                        |                        |
| 10300                          | Cash - Bank Op'g 6269                  | (\$ 4,846.12)          | (\$ 4,846.12)          | (\$ 4,846.12)          | (\$ 4,846.12)          | (\$ 4,846.12)          | (\$ 4,846.12)          | (\$ 4,846.12)          | (\$ 4,846.12)          | (\$ 4,846.12)          | (\$ 4,846.12)          | (\$ 4,846.12)          | \$ 0.00                |
| 10600                          | Cash - Bank Claims 9091                | 1,562,603.20           | 1,559,619.87           | 1,467,480.75           | 831,428.21             | 838,489.42             | 718,450.97             | 718,450.97             | 581,040.51             | 581,106.23             | 517,482.54             | 485,285.04             | 454,162.15             |
| 10700                          | Cash - Bank Liquid 9075                | 125,585.24             | 125,565.24             | 125,545.24             | 125,525.24             | 125,505.24             | 125,485.24             | 125,465.24             | 125,445.24             | 125,425.24             | 125,405.24             | 125,385.24             | 125,365.24             |
| 14600                          | Due from (to) Hamed                    | 524.67                 | 0.00                   | 0.00                   | 0.00                   | 0.00                   | 0.00                   | 0.00                   | 0.00                   | 0.00                   | 0.00                   | 0.00                   | 0.00                   |
| 15100                          | Marketable Securities - BPPR           | 8,027,354.43           | 8,044,180.41           | 8,218,319.85           | 8,261,088.99           | 8,272,725.45           | 8,343,036.76           | 8,451,995.35           | 8,468,668.59           | 8,468,462.07           | 8,363,271.11           | 8,291,871.90           | 8,369,401.67           |
| 15150                          | Unrealized (Gain) Loss - BPPR          | 138,768.48             | 132,512.97             | (16,538.26)            | (71,617.54)            | (72,331.63)            | (100,378.74)           | (213,275.14)           | (204,919.69)           | (188,532.69)           | (92,049.70)            | (22,973.74)            | (57,590.78)            |
|                                | <b>Total Current Assets</b>            | <b>9,849,989.90</b>    | <b>9,857,032.37</b>    | <b>9,789,961.46</b>    | <b>9,141,578.78</b>    | <b>9,159,542.36</b>    | <b>9,081,748.11</b>    | <b>9,077,790.30</b>    | <b>8,965,388.53</b>    | <b>8,981,614.73</b>    | <b>8,909,263.07</b>    | <b>8,874,722.32</b>    | <b>8,891,338.28</b>    |
| <b>Property and Equipment</b>  |  |                        |                        |                        |                        |                        |                        |                        |                        |                        |                        |                        |                        |
|                                | <b>Total Property and Equipment</b>    | <b>0.00</b>            | <b>0.00</b>            | <b>0.00</b>            | <b>0.00</b>            | <b>0.00</b>            | <b>0.00</b>            | <b>0.00</b>            | <b>0.00</b>            | <b>0.00</b>            | <b>0.00</b>            | <b>0.00</b>            | <b>0.00</b>            |
| <b>Other Assets</b>            |  |                        |                        |                        |                        |                        |                        |                        |                        |                        |                        |                        |                        |
|                                | <b>Total Other Assets</b>              | <b>0.00</b>            | <b>0.00</b>            | <b>0.00</b>            | <b>0.00</b>            | <b>0.00</b>            | <b>0.00</b>            | <b>0.00</b>            | <b>0.00</b>            | <b>0.00</b>            | <b>0.00</b>            | <b>0.00</b>            | <b>0.00</b>            |
|                                | <b>Total Assets</b>                    | <b>\$ 9,849,989.90</b> | <b>\$ 9,857,032.37</b> | <b>\$ 9,789,961.46</b> | <b>\$ 9,141,578.78</b> | <b>\$ 9,159,542.36</b> | <b>\$ 9,081,748.11</b> | <b>\$ 9,077,790.30</b> | <b>\$ 8,965,388.53</b> | <b>\$ 8,981,614.73</b> | <b>\$ 8,909,263.07</b> | <b>\$ 8,874,722.32</b> | <b>\$ 8,891,338.28</b> |
| <b>LIABILITIES AND CAPITAL</b> |  |                        |                        |                        |                        |                        |                        |                        |                        |                        |                        |                        |                        |
| <b>Current Liabilities</b>     |  |                        |                        |                        |                        |                        |                        |                        |                        |                        |                        |                        |                        |
| 20000                          | Accounts Payable - Trade               | \$ 17,337.00           | \$ 24,523.33           | \$ 30,198.33           | \$ 6,020.00            | \$ 3,630.00            | \$ 1,240.50            | \$ 12,659.30           | (\$ 741.40)            | \$ 495.00              | \$ 3,590.58            | \$ 30,381.49           | \$ 1,437.50            |
| 23000                          | Accrued Expenses                       | 10,000.00              | 10,000.00              | 10,000.00              | 10,000.00              | 10,000.00              | 10,000.00              | 10,000.00              | 10,000.00              | 10,000.00              | 10,000.00              | 10,000.00              | 10,000.00              |
|                                | <b>Total Current Liabilities</b>       | <b>27,337.00</b>       | <b>34,523.33</b>       | <b>40,198.33</b>       | <b>16,020.00</b>       | <b>13,630.00</b>       | <b>11,240.50</b>       | <b>22,659.30</b>       | <b>9,258.60</b>        | <b>10,495.00</b>       | <b>13,590.58</b>       | <b>40,381.49</b>       | <b>11,437.50</b>       |
| <b>Long-Term Liabilities</b>   |  |                        |                        |                        |                        |                        |                        |                        |                        |                        |                        |                        |                        |
| 28600                          | Pship Claims Reserve Clearing          | (76,196.12)            | (82,086.12)            | (151,350.58)           | (193,917.54)           | (193,917.54)           | (259,571.33)           | (259,571.33)           | (380,892.08)           | (380,892.08)           | (441,796.57)           | (468,920.69)           | (468,920.69)           |
|                                | <b>Total Long-Term Liabilities</b>     | <b>(76,196.12)</b>     | <b>(82,086.12)</b>     | <b>(151,350.58)</b>    | <b>(193,917.54)</b>    | <b>(193,917.54)</b>    | <b>(259,571.33)</b>    | <b>(259,571.33)</b>    | <b>(380,892.08)</b>    | <b>(380,892.08)</b>    | <b>(441,796.57)</b>    | <b>(468,920.69)</b>    | <b>(468,920.69)</b>    |
|                                | <b>Total Liabilities</b>               | <b>(48,859.12)</b>     | <b>(47,562.79)</b>     | <b>(111,152.25)</b>    | <b>(177,897.54)</b>    | <b>(180,287.54)</b>    | <b>(248,330.83)</b>    | <b>(236,912.03)</b>    | <b>(371,633.48)</b>    | <b>(370,397.08)</b>    | <b>(428,205.99)</b>    | <b>(428,539.20)</b>    | <b>(457,483.19)</b>    |
| <b>Capital</b>                 |  |                        |                        |                        |                        |                        |                        |                        |                        |                        |                        |                        |                        |
| 30000                          | Common Stock                           | 200,000.00             | 200,000.00             | 200,000.00             | 200,000.00             | 200,000.00             | 200,000.00             | 200,000.00             | 200,000.00             | 200,000.00             | 200,000.00             | 200,000.00             | 200,000.00             |
| 31000                          | Additional Paid-In Capital             | 12,454,539.26          | 12,454,539.26          | 12,454,539.26          | 12,454,539.26          | 12,454,539.26          | 12,454,539.26          | 12,454,539.26          | 12,454,539.26          | 12,454,539.26          | 12,454,539.26          | 12,454,539.26          | 12,454,539.26          |
| 32000                          | Less Cost of Treasury Stock            | (400,000.00)           | (400,000.00)           | (400,000.00)           | (400,000.00)           | (400,000.00)           | (400,000.00)           | (400,000.00)           | (400,000.00)           | (400,000.00)           | (400,000.00)           | (400,000.00)           | (400,000.00)           |
| 33000                          | Dividend Distributions                 | 0.00                   | 0.00                   | 0.00                   | (563,287.25)           | (563,287.25)           | (563,287.25)           | (563,287.25)           | (563,287.25)           | (563,287.25)           | (563,287.25)           | (563,287.25)           | (563,287.25)           |
| 39000                          | Retained Earnings                      | (2,339,523.52)         | (2,339,523.52)         | (2,339,523.52)         | (2,339,523.52)         | (2,339,523.52)         | (2,339,523.52)         | (2,339,523.52)         | (2,339,523.52)         | (2,339,523.52)         | (2,339,523.52)         | (2,339,523.52)         | (2,339,523.52)         |
|                                | <b>Net Income</b>                      | <b>(16,166.72)</b>     | <b>(10,420.58)</b>     | <b>(13,902.03)</b>     | <b>(32,252.17)</b>     | <b>(11,898.59)</b>     | <b>(21,649.55)</b>     | <b>(37,026.16)</b>     | <b>(14,706.48)</b>     | <b>283.32</b>          | <b>(14,259.43)</b>     | <b>(48,466.97)</b>     | <b>(2,907.02)</b>      |
|                                | <b>Total Capital</b>                   | <b>9,898,849.02</b>    | <b>9,904,595.16</b>    | <b>9,901,113.71</b>    | <b>9,319,476.32</b>    | <b>9,339,829.90</b>    | <b>9,330,078.94</b>    | <b>9,314,702.33</b>    | <b>9,337,022.01</b>    | <b>9,352,011.81</b>    | <b>9,337,469.06</b>    | <b>9,303,261.52</b>    | <b>9,348,821.47</b>    |
|                                | <b>Total Liabilities &amp; Capital</b> | <b>\$ 9,849,989.90</b> | <b>\$ 9,857,032.37</b> | <b>\$ 9,789,961.46</b> | <b>\$ 9,141,578.78</b> | <b>\$ 9,159,542.36</b> | <b>\$ 9,081,748.11</b> | <b>\$ 9,077,790.30</b> | <b>\$ 8,965,388.53</b> | <b>\$ 8,981,614.73</b> | <b>\$ 8,909,263.07</b> | <b>\$ 8,874,722.32</b> | <b>\$ 8,891,338.28</b> |

United Corporation West (Pship)  
Income Statement - 12 Periods

|                                     | Month Ended: | 01/31/16    | 02/29/16   | 03/31/16     | 04/30/16    | 05/31/16   | 06/30/16    | 07/31/16    | 08/31/16     | 09/30/16   | 10/31/16    | 11/30/16     | 12/31/16     | 2016<br>YTD Total |
|-------------------------------------|--------------|-------------|------------|--------------|-------------|------------|-------------|-------------|--------------|------------|-------------|--------------|--------------|-------------------|
| <b>Revenues</b>                     |              |             |            |              |             |            |             |             |              |            |             |              |              |                   |
| Total Revenues                      |              | 0.00        | 0.00       | 0.00         | 0.00        | 0.00       | 0.00        | 0.00        | 0.00         | 0.00       | 0.00        | 0.00         | 0.00         | 0.00              |
| <b>Cost of Sales</b>                |              |             |            |              |             |            |             |             |              |            |             |              |              |                   |
| Total Cost of Sales                 |              | 0.00        | 0.00       | 0.00         | 0.00        | 0.00       | 0.00        | 0.00        | 0.00         | 0.00       | 0.00        | 0.00         | 0.00         | 0.00              |
| Gross Profit                        |              | 0.00        | 0.00       | 0.00         | 0.00        | 0.00       | 0.00        | 0.00        | 0.00         | 0.00       | 0.00        | 0.00         | 0.00         | 0.00              |
| <b>Expenses</b>                     |              |             |            |              |             |            |             |             |              |            |             |              |              |                   |
| 60000 Accounting Fees               |              | 0.00        | 0.00       | 0.00         | 0.00        | 0.00       | 0.00        | 0.00        | 1,550.00     | 0.00       | 0.00        | 0.00         | 0.00         | 1,550.00          |
| 60800 Bank Charges                  |              | 20.00       | 20.00      | 20.00        | 20.00       | 20.00      | 20.00       | 20.00       | 20.00        | 20.00      | 20.00       | 20.00        | 20.00        | 240.00            |
| 61300 Contract Labor Expense        |              | 0.00        | 0.00       | 0.00         | 0.00        | 0.00       | 36,200.00   | 0.00        | 0.00         | 0.00       | 3,800.00    | 5,000.00     | 0.00         | 45,000.00         |
| 63000 Insurance - Emp Health        |              | 0.00        | 0.00       | 0.00         | 0.00        | 0.00       | 0.00        | 0.00        | 397.61       | 0.00       | 0.00        | 0.00         | 0.00         | 397.61            |
| 63200 Insurance - Gen Liability     |              | 0.40        | 0.00       | 0.00         | 0.00        | 0.00       | 0.00        | 0.00        | 0.00         | 0.00       | 0.00        | 0.00         | 0.00         | 0.40              |
| 64500 Legal Fees Expense            |              | 17,337.00   | 4,071.00   | 27,083.00    | 6,020.00    | 0.00       | 1,240.50    | 11,418.80   | 0.00         | 495.00     | 0.00        | 1,192.50     | 1,437.50     | 70,295.30         |
| 66400 Rent Expense - Other          |              | 733.33      | 733.33     | 1,466.66     | 0.00        | 733.33     | 1,507.01    | 0.00        | 741.40       | 741.40     | 741.40      | 741.40       | 741.40       | 8,880.66          |
| 67400 Taxes - Empr FUTA Expense     |              | 0.00        | 0.00       | 0.00         | 0.00        | (9,935.49) | 0.00        | 0.00        | 0.00         | 0.00       | 0.00        | 0.00         | 0.00         | (9,935.49)        |
| 67500 Taxes - Empr VI Unemp         |              | 0.00        | 0.00       | 0.00         | 0.00        | 0.00       | 13,047.65   | 0.00        | 0.00         | 0.00       | 1,273.38    | 24,930.39    | 0.00         | 39,251.42         |
| Total Expenses                      |              | 18,090.73   | 4,824.33   | 28,569.66    | 6,040.00    | (9,182.16) | 52,015.16   | 11,438.80   | 2,709.01     | 1,256.40   | 5,834.78    | 31,884.29    | 2,198.90     | 155,679.90        |
| Net Operating Income                |              | (18,090.73) | (4,824.33) | (28,569.66)  | (6,040.00)  | 9,182.16   | (52,015.16) | (11,438.80) | (2,709.01)   | (1,256.40) | (5,834.78)  | (31,884.29)  | (2,198.90)   | (155,679.90)      |
| <b>Other Income (Expense)</b>       |              |             |            |              |             |            |             |             |              |            |             |              |              |                   |
| 80000 Other Income (Expense)        |              | 0.00        | 0.00       | 0.00         | 0.00        | 0.00       | 0.00        | 0.00        | 0.00         | 65.72      | 0.00        | 0.00         | 4,846.12     | 4,911.84          |
| 80100 Interest Income - Taxable     |              | 0.00        | 0.00       | 0.00         | 0.00        | 249.05     | 0.00        | 0.00        | 0.00         | 0.00       | 0.00        | 0.00         | 0.00         | 249.05            |
| 80150 Interest Income - Nontaxable  |              | 20,000.00   | 16,250.00  | 7,093.75     | 5,625.00    | 16,250.00  | 23,750.00   | 14,375.00   | 19,343.75    | 7,875.00   | 10,405.56   | 12,312.50    | 24,878.47    | 178,159.03        |
| 80200 Dividend Income               |              | 1.15        | 1.16       | 18,397.13    | 1.42        | 1.51       | 23,693.84   | 1.78        | 2.91         | 13,872.20  | 1.15        | 1.52         | 26,332.32    | 82,308.09         |
| 80800 Broker & Account Mgt Fees     |              | (12,774.99) | 0.00       | 0.00         | (12,959.05) | 0.00       | 0.00        | (13,297.33) | 0.00         | 0.00       | (13,540.06) | 0.00         | 0.00         | (52,571.43)       |
| 81100 Proceeds from Securities Sold |              | 0.00        | 0.00       | 248,088.50   | 0.00        | 0.00       | 0.00        | 0.00        | 249,394.50   | 0.00       | 0.00        | 178,335.00   | 142,027.72   | 817,845.72        |
| 81200 Cost of Securities Sold       |              | 0.00        | 0.00       | (243,377.86) | 0.00        | 0.00       | 0.00        | 0.00        | (235,642.51) | 0.00       | 0.00        | (187,510.31) | (157,636.66) | (824,167.34)      |
| 81300 Basis Adj's Securities Sold   |              | (5,302.15)  | (5,680.69) | (5,113.31)   | (4,977.51)  | (5,329.14) | (5,179.64)  | (5,017.26)  | (8,069.96)   | (5,566.72) | (5,574.62)  | (5,461.96)   | (5,296.19)   | (66,569.15)       |
| 83100 ST Cap Gain Distrib's - BPPR  |              | 0.00        | 0.00       | 0.00         | 0.00        | 0.00       | 0.00        | 0.00        | 0.00         | 0.00       | 0.00        | 0.00         | 208.97       | 208.97            |
| 83200 LT Cap Gain Distrib's - BPPR  |              | 0.00        | 0.00       | 0.00         | 0.00        | 0.00       | 0.00        | 0.00        | 0.00         | 0.00       | 0.00        | 0.00         | 12,398.10    | 12,398.10         |
| Total Other Income (Expense)        |              | 1,924.01    | 10,570.47  | 25,088.21    | (12,310.14) | 11,171.42  | 42,264.20   | (3,937.81)  | 25,028.69    | 16,246.20  | (8,707.97)  | (34,207.54)  | 47,758.85    | 152,772.88        |
| Net Income                          |              | (16,166.72) | 5,746.14   | (3,481.45)   | (18,350.14) | 20,353.58  | (9,750.96)  | (15,376.61) | 22,319.68    | 14,989.80  | (14,542.75) | (2,323.25)   | 45,559.95    | (2,907.02)        |

United Corporation STT (Pship)  
Balance Sheets

|                                | As of:                                 | 01/31/16              | 02/29/16              | 03/31/16             | 04/30/16             | 05/31/16             | 06/30/16             | 07/31/16             | 08/31/16             | 09/30/16             | 10/31/16             | 11/30/16             | 12/31/16           |
|--------------------------------|--|-----------------------|-----------------------|----------------------|----------------------|----------------------|----------------------|----------------------|----------------------|----------------------|----------------------|----------------------|--------------------|
| <b>ASSETS</b>                  |  |                       |                       |                      |                      |                      |                      |                      |                      |                      |                      |                      |                    |
| <b>Current Assets</b>          |  |                       |                       |                      |                      |                      |                      |                      |                      |                      |                      |                      |                    |
| 10300                          | Cash - Bank Op'g 2010                  | (\$ 9,427.94)         | (\$ 9,427.94)         | (\$ 6,723.15)        | (\$ 6,723.15)        | (\$ 6,723.15)        | (\$ 6,723.15)        | (\$ 6,723.15)        | (\$ 6,723.15)        | (\$ 6,723.15)        | (\$ 6,723.15)        | (\$ 6,723.15)        | \$ 0.00            |
| 10350                          | Cash - Bank Payroll 0640               | (625.79)              | (625.79)              | (625.79)             | (625.79)             | (625.79)             | (625.79)             | (625.79)             | (625.79)             | (625.79)             | (625.79)             | (625.79)             | 0.00               |
|                                | <b>Total Current Assets</b>            | <b>(10,053.73)</b>    | <b>(10,053.73)</b>    | <b>(7,348.94)</b>    | <b>(7,348.94)</b>    | <b>(7,348.94)</b>    | <b>(7,348.94)</b>    | <b>(7,348.94)</b>    | <b>(7,348.94)</b>    | <b>(7,348.94)</b>    | <b>(7,348.94)</b>    | <b>(7,348.94)</b>    | <b>0.00</b>        |
| <b>Property and Equipment</b>  |  |                       |                       |                      |                      |                      |                      |                      |                      |                      |                      |                      |                    |
|                                | <b>Total Property and Equipment</b>    | <b>0.00</b>           | <b>0.00</b>           | <b>0.00</b>          | <b>0.00</b>          | <b>0.00</b>          | <b>0.00</b>          | <b>0.00</b>          | <b>0.00</b>          | <b>0.00</b>          | <b>0.00</b>          | <b>0.00</b>          | <b>0.00</b>        |
| <b>Other Assets</b>            |  |                       |                       |                      |                      |                      |                      |                      |                      |                      |                      |                      |                    |
|                                | <b>Total Other Assets</b>              | <b>0.00</b>           | <b>0.00</b>           | <b>0.00</b>          | <b>0.00</b>          | <b>0.00</b>          | <b>0.00</b>          | <b>0.00</b>          | <b>0.00</b>          | <b>0.00</b>          | <b>0.00</b>          | <b>0.00</b>          | <b>0.00</b>        |
|                                | <b>Total Assets</b>                    | <b>(\$ 10,053.73)</b> | <b>(\$ 10,053.73)</b> | <b>(\$ 7,348.94)</b> | <b>(\$ 7,348.94)</b> | <b>(\$ 7,348.94)</b> | <b>(\$ 7,348.94)</b> | <b>(\$ 7,348.94)</b> | <b>(\$ 7,348.94)</b> | <b>(\$ 7,348.94)</b> | <b>(\$ 7,348.94)</b> | <b>(\$ 7,348.94)</b> | <b>\$ 0.00</b>     |
| <b>LIABILITIES AND CAPITAL</b> |  |                       |                       |                      |                      |                      |                      |                      |                      |                      |                      |                      |                    |
| <b>Current Liabilities</b>     |  |                       |                       |                      |                      |                      |                      |                      |                      |                      |                      |                      |                    |
| 23000                          | Accrued Expenses                       | \$ 10,000.00          | \$ 10,000.00          | \$ 10,000.00         | \$ 10,000.00         | \$ 10,000.00         | \$ 10,000.00         | \$ 10,000.00         | \$ 10,000.00         | \$ 10,000.00         | \$ 10,000.00         | \$ 10,000.00         | \$ 10,000.00       |
|                                | <b>Total Current Liabilities</b>       | <b>10,000.00</b>      | <b>10,000.00</b>      | <b>10,000.00</b>     | <b>10,000.00</b>     | <b>10,000.00</b>     | <b>10,000.00</b>     | <b>10,000.00</b>     | <b>10,000.00</b>     | <b>10,000.00</b>     | <b>10,000.00</b>     | <b>10,000.00</b>     | <b>10,000.00</b>   |
| <b>Long-Term Liabilities</b>   |  |                       |                       |                      |                      |                      |                      |                      |                      |                      |                      |                      |                    |
| 28600                          | Pship Claims Reserve Clearing          | 10,901.51             | 16,791.51             | 19,496.30            | 19,496.30            | 19,496.30            | 19,496.30            | 19,496.30            | 19,496.30            | 19,496.30            | 19,496.30            | 19,496.30            | 19,496.30          |
|                                | <b>Total Long-Term Liabilities</b>     | <b>10,901.51</b>      | <b>16,791.51</b>      | <b>19,496.30</b>     | <b>19,496.30</b>     | <b>19,496.30</b>     | <b>19,496.30</b>     | <b>19,496.30</b>     | <b>19,496.30</b>     | <b>19,496.30</b>     | <b>19,496.30</b>     | <b>19,496.30</b>     | <b>19,496.30</b>   |
|                                | <b>Total Liabilities</b>               | <b>20,901.51</b>      | <b>26,791.51</b>      | <b>29,496.30</b>     | <b>29,496.30</b>     | <b>29,496.30</b>     | <b>29,496.30</b>     | <b>29,496.30</b>     | <b>29,496.30</b>     | <b>29,496.30</b>     | <b>29,496.30</b>     | <b>29,496.30</b>     | <b>29,496.30</b>   |
| <b>Capital</b>                 |  |                       |                       |                      |                      |                      |                      |                      |                      |                      |                      |                      |                    |
| 39000                          | Retained Earnings                      | (31,365.24)           | (31,365.24)           | (31,365.24)          | (31,365.24)          | (31,365.24)          | (31,365.24)          | (31,365.24)          | (31,365.24)          | (31,365.24)          | (31,365.24)          | (31,365.24)          | (31,365.24)        |
|                                | Net Income                             | 410.00                | (5,480.00)            | (5,480.00)           | (5,480.00)           | (5,480.00)           | (5,480.00)           | (5,480.00)           | (5,480.00)           | (5,480.00)           | (5,480.00)           | (5,480.00)           | 1,868.94           |
|                                | <b>Total Capital</b>                   | <b>(30,955.24)</b>    | <b>(36,845.24)</b>    | <b>(36,845.24)</b>   | <b>(36,845.24)</b>   | <b>(36,845.24)</b>   | <b>(36,845.24)</b>   | <b>(36,845.24)</b>   | <b>(36,845.24)</b>   | <b>(36,845.24)</b>   | <b>(36,845.24)</b>   | <b>(36,845.24)</b>   | <b>(29,496.30)</b> |
|                                | <b>Total Liabilities &amp; Capital</b> | <b>(\$ 10,053.73)</b> | <b>(\$ 10,053.73)</b> | <b>(\$ 7,348.94)</b> | <b>(\$ 7,348.94)</b> | <b>(\$ 7,348.94)</b> | <b>(\$ 7,348.94)</b> | <b>(\$ 7,348.94)</b> | <b>(\$ 7,348.94)</b> | <b>(\$ 7,348.94)</b> | <b>(\$ 7,348.94)</b> | <b>(\$ 7,348.94)</b> | <b>\$ 0.00</b>     |

United Corporation STT (Pship)  
Income Statement - 12 Periods

|                               | Month Ended:                        | 01/31/16        | 02/29/16          | 03/31/16    | 04/30/16    | 05/31/16    | 06/30/16    | 07/31/16    | 08/31/16    | 09/30/16    | 10/31/16    | 11/30/16    | 12/31/16        | 2016<br>YTD Total |
|-------------------------------|-------------------------------------|-----------------|-------------------|-------------|-------------|-------------|-------------|-------------|-------------|-------------|-------------|-------------|-----------------|-------------------|
| <b>Revenues</b>               |                                     |                 |                   |             |             |             |             |             |             |             |             |             |                 |                   |
| 48000                         | Revenue - Sales Discounts           | \$ 0.00         | (3,640.00)        | 0.00        | 0.00        | 0.00        | 0.00        | 0.00        | 0.00        | 0.00        | 0.00        | 0.00        | 0.00            | (\$ 3,640.00)     |
|                               | <b>Total Revenues</b>               | <b>0.00</b>     | <b>(3,640.00)</b> | <b>0.00</b> | <b>0.00</b> | <b>0.00</b> | <b>0.00</b> | <b>0.00</b> | <b>0.00</b> | <b>0.00</b> | <b>0.00</b> | <b>0.00</b> | <b>0.00</b>     | <b>(3,640.00)</b> |
| <b>Cost of Sales</b>          |                                     |                 |                   |             |             |             |             |             |             |             |             |             |                 |                   |
| 50000                         | COS - Purchases                     | (410.00)        | 0.00              | 0.00        | 0.00        | 0.00        | 0.00        | 0.00        | 0.00        | 0.00        | 0.00        | 0.00        | 0.00            | (410.00)          |
| 52200                         | COS - US Customs Expense            | 0.00            | 2,250.00          | 0.00        | 0.00        | 0.00        | 0.00        | 0.00        | 0.00        | 0.00        | 0.00        | 0.00        | 0.00            | 2,250.00          |
|                               | <b>Total Cost of Sales</b>          | <b>(410.00)</b> | <b>2,250.00</b>   | <b>0.00</b> | <b>0.00</b> | <b>0.00</b> | <b>0.00</b> | <b>0.00</b> | <b>0.00</b> | <b>0.00</b> | <b>0.00</b> | <b>0.00</b> | <b>0.00</b>     | <b>1,840.00</b>   |
|                               | <b>Gross Profit</b>                 | <b>410.00</b>   | <b>(5,890.00)</b> | <b>0.00</b> | <b>0.00</b> | <b>0.00</b> | <b>0.00</b> | <b>0.00</b> | <b>0.00</b> | <b>0.00</b> | <b>0.00</b> | <b>0.00</b> | <b>0.00</b>     | <b>(5,480.00)</b> |
| <b>Expenses</b>               |                                     |                 |                   |             |             |             |             |             |             |             |             |             |                 |                   |
|                               | <b>Total Expenses</b>               | <b>0.00</b>     | <b>0.00</b>       | <b>0.00</b> | <b>0.00</b> | <b>0.00</b> | <b>0.00</b> | <b>0.00</b> | <b>0.00</b> | <b>0.00</b> | <b>0.00</b> | <b>0.00</b> | <b>0.00</b>     | <b>0.00</b>       |
|                               | <b>Net Operating Income</b>         | <b>410.00</b>   | <b>(5,890.00)</b> | <b>0.00</b> | <b>0.00</b> | <b>0.00</b> | <b>0.00</b> | <b>0.00</b> | <b>0.00</b> | <b>0.00</b> | <b>0.00</b> | <b>0.00</b> | <b>0.00</b>     | <b>(5,480.00)</b> |
| <b>Other Income (Expense)</b> |                                     |                 |                   |             |             |             |             |             |             |             |             |             |                 |                   |
| 80000                         | Other Income (Expense)              | 0.00            | 0.00              | 0.00        | 0.00        | 0.00        | 0.00        | 0.00        | 0.00        | 0.00        | 0.00        | 0.00        | 7,348.94        | 7,348.94          |
|                               | <b>Total Other Income (Expense)</b> | <b>0.00</b>     | <b>0.00</b>       | <b>0.00</b> | <b>0.00</b> | <b>0.00</b> | <b>0.00</b> | <b>0.00</b> | <b>0.00</b> | <b>0.00</b> | <b>0.00</b> | <b>0.00</b> | <b>7,348.94</b> | <b>7,348.94</b>   |
|                               | <b>Net Income</b>                   | <b>\$ 0.00</b>  | <b>0.00</b>       | <b>0.00</b> | <b>0.00</b> | <b>0.00</b> | <b>0.00</b> | <b>0.00</b> | <b>0.00</b> | <b>0.00</b> | <b>0.00</b> | <b>0.00</b> | <b>7,348.94</b> | <b>1,868.94</b>   |



## Charlotte Perrell

---

**From:** John Gaffney <johngaffney@tampabay.rr.com>  
**Sent:** Tuesday, January 31, 2017 4:45 PM  
**To:** Edgar Ross  
**Cc:** fathiyusuf@yahoo.com; George H.T. Dudley; Gregory H. Hodges; 'Joel Holt'; 'Carl Hartmann'  
**Subject:** 12th Bi-Monthly Report  
**Attachments:** 2016-12 00 Plaza Liquidation Budget.pdf; 2016-12 00 Plaza Liquidation Actual.pdf; 2016-12 00 Plaza Actual P&L.pdf; 2016-12 01 Plaza Pship Fin Statements.pdf; 2016-12 02 Plaza Pship Cash Recons.pdf; 2016-12 03 Plaza Pship Cash Register.pdf; 2016-12 04 Plaza Pship AP Aging.pdf; 2016-12 05 Plaza Pship GL's.pdf; 2016-12 06 BPPR Securities Summary.pdf

Dear Judge Ross,

Attached are the files supporting the 12<sup>th</sup> bi-monthly report. Financials are presented for the period ended 12/31/16.

Regards,

John Gaffney  
(305)332-7094

Vendor Credit Memos

File Edit Go To Window Help

Close New List Save Delete Return Serial No Note Journal Reports Help

Vendor ID: UNITED CORP

Vendor Credit Memo

Remit to: UNITED CORPORATION  
PO BOX 763  
4C & D STON FARM  
CHRISTIANSTED, VI 00821

\*Credit date: 8/9/16  
\*Due date: Jul 31, 2016  
Credit No.: CM16-0719-01  
[View related transactions](#)

**APPLIED**

Terms: Due at end of Month Return authorization: 20000 A/P account: 20000

Apply to Invoice No.: 16-0719-01 Apply to Purchases: 0.00

| Item                      | Quantity | U/M | Returned | Description   | GL Account | Unit Price | Amount    | Job            |
|---------------------------|----------|-----|----------|---|------------|------------|-----------|----------------|
|                           |          |     |          | JONES SETTLEMENT VIA UNITED EAST CK 4458 TO COLIANNI<br>Insurance - Gen Liability | 28600      |            | 50,000.00 |                |
|                           |          |     |          |   |            |            |           |                |
|                           |          |     |          |   |            |            |           |                |
|                           |          |     |          |   |            |            |           |                |
| Other applied payments    |          |     |          |   |            | 0.00       | 50,000.00 | Credit total   |
| Credit applied to invoice |          |     |          |   |            | 50,000.00  | 0.00      | Net credit due |

Vendor balance on Aug 9, 2016 71,280.75

THIS IS A CHARGE TO THE PARTNERSHIP ON THE BOOKS OF PLAZA EAST. IT WAS AGREED BY ALL PARTIES (INCLUDING HAMEDS) TO SETTLE A LAWSUIT BY A FORMER EMPLOYEE OF PLAZA EAST WHO LOCKED HIMSELF IN A FREEZER AND INJURED HIMSELF CLIMBING OUT. IT WAS PAID BY UNITED CORPORATION AND REIMBURSED BY THE PARTNERSHIP.

Payments

File Edit Go To Window Help

Close New List Save Print Delete Recalc Row Serial No. Detail Journal Event Reports Attach Help

Plaza East (Pship) Check/Reference No.: CRA321

Date: 8/12/16

Vendor ID: UNITED CORP

Dollars \$ 0.00

Pay to the order of: Mail To: UNITED CORPORATION  
PO BOX 763  
4C & D SION FARM  
CHRISTIANSTED VI 00821  
Country

Payment method: Check

Memo:

Cash account: 10300  
<Inactive Account>  
Cash account balance: 0.00

Apply to Invoices: 0.00 Apply to Expenses: 0.00  Prepayment Pay All / None

| Invoice    | Date Due     | Amount Due | Description | Discount | Amount Paid | Pay                                 |
|------------|--------------|------------|-------------|----------|-------------|-------------------------------------|
| CRA315CM   | Jun 30, 2016 | -500.00    |             |          | -500.00     | <input checked="" type="checkbox"/> |
| 16-0630-01 | Jun 30, 2016 | 28,084.75  |             |          | 28,084.75   | <input checked="" type="checkbox"/> |
| 16-0630-02 | Jun 30, 2016 | 10,765.00  |             |          | 10,765.00   | <input checked="" type="checkbox"/> |
| 16-0630-03 | Jun 30, 2016 | 1,000.00   |             |          | 1,000.00    | <input checked="" type="checkbox"/> |
| 16-0731-01 | Jul 31, 2016 | 22,319.00  |             |          | 22,319.00   | <input checked="" type="checkbox"/> |
| 16-0731-02 | Jul 31, 2016 | 8,612.00   |             |          | 8,612.00    | <input checked="" type="checkbox"/> |
| 16-0731-03 | Jul 31, 2016 | 1,000.00   |             |          | 1,000.00    | <input checked="" type="checkbox"/> |
| 321CM      | Aug 31, 2016 | -71,280.75 |             |          | -71,280.75  | <input checked="" type="checkbox"/> |
| 1035       | Oct 31, 2018 | 450.00     |             |          |             | <input type="checkbox"/>            |

Discount account: 58000

NOTE THAT THIS IS ACTUALLY A ZERO PAYMENT CHECK SINCE THE ACTUAL PAYMENT WAS MADE AND RECORDED ON PLAZA WEST'S BOOKS – NOT PLAZA EAST'S BOOKS. THEREFORE, A CREDIT MEMO WAS POSTED ON PLAZA EAST'S BOOKS TO CLEAR THE LIABILITIES.

THIS ENTRY RECORDS PAYMENT BY PLAZA WEST CLAIMS RESERVE ACCOUNT TO UNITED CORPORATION FOR APPROVED CHARGES. ALL CHARGES RELATE TO FATHI YUSUF AND GAFFNEY WAGES PLUS GAFFNEY TRAVEL/HOUSING ALLOWANCE WITH THE EXCEPTION OF A SINGLE \$500 CREDIT MEMO WHICH RELATES TO A PREVIOUS OVERPAYMENT BY THE PARTNERSHIP FOR A VIESA PAYMENT IN JUNE 2016.

KEEP IN MIND THAT "PJ" ENTRIES UNDER THE CREDIT COLUMN IN ACCOUNTS PAYABLE ARE THE LIABILITIES. THE "CDJ" AND THE "PH" ENTRIES IN THE DEBIT COLUMN ARE THE PAYMENTS OF PREVIOUSLY RECORDED LIABILITIES.

THIS ACCOUNTING MAY SEEM COMPLICATED. BUT IT IS ACTUALLY EASY TO UNDERSTAND IF YOU SEE THE OTHER SIDE (PLAZA WEST). A CONTROL ACCOUNT (28600) IS USED ON BOTH SETS OF BOOKS, THE COMBINED TOTAL OF WHICH MUST ALWAYS EQUAL ZERO TO ESTABLISH NO ERRORS OR INCOMPLETE WORK.

NOTE: **ALL OTHER ACTIVITY YOU CIRCLED** RELATES TO FATHI YUSUF AND GAFFNEY WAGES & ALLOWANCE WITH THE EXCEPTION OF THE \$50,000 SETTLEMENT, THE \$500 CREDIT MEMO AND A NOMINAL \$40 CREDIT MEMO THAT RELATES TO A REDEEMED GIFT CERT AFTER THE SPLIT.

SEE THE FINAL WAGE CHARGES BELOW WHICH WAS THE BEGINNING OF A SALARY REDUCTION PERIOD. JUDGE ROSS AND I AGREED TO REDUCE MY CHARGES BY 50%. ALL WAGES CHARGES STOPPED AFTER JANUARY 2017.

Purchases/Receive Inventory

File Edit Go To Window Help

Close New List Save Copy Delete Row Serial No Note Journal Event Layout Reports Attach Help

Vendor ID: UNITED CORP

Remit to: UNITED CORPORATION  
PO BOX 763  
4C & D SION FARM  
CHRISTIANSTED, VI 00821

Ship to: United Corporation East (Pship)  
P.O. Box 763  
Christiansted  
St. Croix VI 00821  
Country

\*Invoice date: 9/30/16  
\*Due date: Sep 30, 2016  
Invoice No.: 16-0930-01  
 Drop ship  
 Waiting on bill  
[View related transactions](#)

Customer SO No. Customer invoice No. Terms Ship via A/P account  
Due at end of Month LPS Red 20000

Apply to Purchase Order: 0.00 **Apply to Purchases: 22,319.00**

| Quantity | Item | U/M | Description                                       | GL Account | Unit Price | Amount    | Job |
|----------|------|-----|---|------------|------------|-----------|-----|
|          |      |     | FATHI YUSUF SEP WAGES<br>Wages - Officer Salaries | 69000      | 0.00       | 22,319.00 |     |
|          |      |     |   |            |            |           |     |
|          |      |     |   |            |            |           |     |

Other payments and credits: 22,319.00 22,319.00 Invoice total  
Amount paid at purchase: 0.00 0.00 Net due

Vendor balance on Sep 30, 2016 60,904.49

Purchases/Receive Inventory

File Edit Go To Window Help

Close New List Save Copy Delete Row Serial No Note Journal Event Layout Reports Attach Help

Vendor ID: UNITED CORP

Remit to: UNITED CORPORATION  
PO BOX 763  
4C & D SION FARM  
CHRISTIANSTED, VI 00821

Ship to: United Corporation East (Pship)  
P.O. Box 763  
Christiansted  
St. Croix VI 00821  
Country

\*Invoice date: 9/30/16  
\*Due date: Sep 30, 2016  
Invoice No.: 16-0930-02  
 Drop ship  
 Waiting on bill  
[View related transactions](#)

Customer SO No. Customer invoice No. Terms Ship via A/P account  
Due at end of Month LPS Red 20000

Apply to Purchase Order: 0.00 **Apply to Purchases: 4,305.12**

| Quantity | Item | U/M | Description                                 | GL Account | Unit Price | Amount   | Job |
|----------|------|-----|---|------------|------------|----------|-----|
|          |      |     | GAFFNEY SEP WAGES (50%)<br>Wages - Managers | 69200      | 0.00       | 4,305.12 |     |
|          |      |     |   |            |            |          |     |
|          |      |     |   |            |            |          |     |

Other payments and credits: 4,305.12 4,305.12 Invoice total  
Amount paid at purchase: 0.00 0.00 Net due

Vendor balance on Sep 30, 2016 60,904.49

**Plaza East (Pship)**  
**General Ledger**  
**For the Period From Aug 1, 2016 to Jun 30, 2019**

| Account | Acct Descr | Date     | Reference    | Jrnl | Trans Description            | Debit Amt  | Credit Amt | Balance            |
|---------|------------|----------|--------------|------|------------------------------|------------|------------|--------------------|
| 20000   | AP - Trade | 8/1/16   |              |      | Beginning Balance            |            |            | <b>-196,059.85</b> |
| 20000   | AP - Trade | 8/9/16   | CM16-0719-01 | PJ   | UNITED CORPORATION           | 50,000.00  |            |                    |
| 20000   | AP - Trade | 8/12/16  | 321CM        | PJ   | UNITED CORPORATION           | 71,280.75  |            |                    |
| 20000   | AP - Trade | 8/12/16  | CRA321       | CDJ  | UNITED CORPORATION - Invoice | 28,084.75  |            |                    |
| 20000   | AP - Trade | 8/12/16  | CRA321       | CDJ  | UNITED CORPORATION - Invoice | 1,000.00   |            |                    |
| 20000   | AP - Trade | 8/12/16  | CRA321       | CDJ  | UNITED CORPORATION - Invoice | 8,612.00   |            |                    |
| 20000   | AP - Trade | 8/12/16  | CRA321       | CDJ  | UNITED CORPORATION - Invoice | 22,319.00  |            |                    |
| 20000   | AP - Trade | 8/12/16  | CRA321       | CDJ  | UNITED CORPORATION - Invoice | 1,000.00   |            |                    |
| 20000   | AP - Trade | 8/12/16  | CRA321       | CDJ  | UNITED CORPORATION - Invoice |            | 500.00     |                    |
| 20000   | AP - Trade | 8/12/16  | CRA321       | CDJ  | UNITED CORPORATION - Invoice |            | 71,280.75  |                    |
| 20000   | AP - Trade | 8/12/16  | CRA321       | CDJ  | UNITED CORPORATION - Invoice | 10,765.00  |            |                    |
| 20000   | AP - Trade | 8/13/16  | 16-0813-01   | PJ   | UNITED CORPORATION           |            | 40.00      |                    |
| 20000   | AP - Trade | 8/17/16  | 16-0817-01   | PJ   | VI EMPLOYMENT SECURITY AG    |            | 38,449.90  |                    |
| 20000   | AP - Trade | 8/30/16  | 16-0813-01CM | PJ   | UNITED CORPORATION           | 40.00      |            |                    |
| 20000   | AP - Trade | 8/31/16  | 16-0831-01   | PJ   | UNITED CORPORATION           |            | 27,898.75  |                    |
| 20000   | AP - Trade | 8/31/16  | 16-0831-02   | PJ   | UNITED CORPORATION           |            | 5,381.62   |                    |
| 20000   | AP - Trade | 8/31/16  | 16-0831-03   | PJ   | UNITED CORPORATION           |            | 500.00     |                    |
| 20000   | AP - Trade |          |              |      | Current Period Change        | 193,101.50 | 144,051.02 | 49,050.48          |
| 20000   | AP - Trade | 9/1/16   |              |      | Beginning Balance            |            |            | <b>-147,009.37</b> |
| 20000   | AP - Trade | 9/30/16  | 16-0930-01   | PJ   | UNITED CORPORATION           |            | 22,319.00  |                    |
| 20000   | AP - Trade | 9/30/16  | 16-0930-02   | PJ   | UNITED CORPORATION           |            | 4,305.12   |                    |
| 20000   | AP - Trade | 9/30/16  | 16-0930-03   | PJ   | UNITED CORPORATION           |            | 500.00     |                    |
| 20000   | AP - Trade |          |              |      | Current Period Change        |            | 27,124.12  | -27,124.12         |
| 20000   | AP - Trade | 10/1/16  |              |      | Beginning Balance            |            |            | <b>-174,133.49</b> |
| 20000   | AP - Trade | 10/7/16  | CM16-0930    | PJ   | UNITED CORPORATION           | 60,904.49  |            |                    |
| 20000   | AP - Trade | 10/7/16  | CRA326       | CDJ  | UNITED CORPORATION - Invoice | 5,381.62   |            |                    |
| 20000   | AP - Trade | 10/7/16  | CRA326       | CDJ  | UNITED CORPORATION - Invoice |            | 60,904.49  |                    |
| 20000   | AP - Trade | 10/7/16  | CRA326       | CDJ  | UNITED CORPORATION - Invoice | 22,319.00  |            |                    |
| 20000   | AP - Trade | 10/7/16  | CRA326       | CDJ  | UNITED CORPORATION - Invoice | 500.00     |            |                    |
| 20000   | AP - Trade | 10/7/16  | CRA326       | CDJ  | UNITED CORPORATION - Invoice | 500.00     |            |                    |
| 20000   | AP - Trade | 10/7/16  | CRA326       | CDJ  | UNITED CORPORATION - Invoice | 27,898.75  |            |                    |
| 20000   | AP - Trade | 10/7/16  | CRA326       | CDJ  | UNITED CORPORATION - Invoice | 4,305.12   |            |                    |
| 20000   | AP - Trade | 10/31/16 | 16-1031-03   | PJ   | UNITED CORPORATION           |            | 500.00     |                    |
| 20000   | AP - Trade | 10/31/16 | 16-1031-01   | PJ   | UNITED CORPORATION           |            | 22,319.00  |                    |
| 20000   | AP - Trade | 10/31/16 | 16-1031-02   | PJ   | UNITED CORPORATION           |            | 4,305.12   |                    |
| 20000   | AP - Trade |          |              |      | Current Period Change        | 121,808.98 | 88,028.61  | 33,780.37          |
| 20000   | AP - Trade | 11/1/16  |              |      | Beginning Balance            |            |            | <b>-140,353.12</b> |
| 20000   | AP - Trade | 11/23/16 | CM16-1031    | PJ   | UNITED CORPORATION           | 27,124.12  |            |                    |
| 20000   | AP - Trade | 11/23/16 | CRA332       | CDJ  | UNITED CORPORATION - Invoice | 4,305.12   |            |                    |
| 20000   | AP - Trade | 11/23/16 | CRA332       | CDJ  | UNITED CORPORATION - Invoice | 500.00     |            |                    |
| 20000   | AP - Trade | 11/23/16 | CRA332       | CDJ  | UNITED CORPORATION - Invoice |            | 27,124.12  |                    |
| 20000   | AP - Trade | 11/23/16 | CRA332       | CDJ  | UNITED CORPORATION - Invoice | 22,319.00  |            |                    |
| 20000   | AP - Trade | 11/30/16 | 16-0817-01CM | PJ   | VI EMPLOYMENT SECURITY AG    | 38,449.90  |            |                    |
| 20000   | AP - Trade | 11/30/16 | 16-1101-01   | PJ   | UNITED CORPORATION           |            | 27,898.75  |                    |
| 20000   | AP - Trade | 11/30/16 | 16-1130-02   | PJ   | UNITED CORPORATION           |            | 5,381.40   |                    |
| 20000   | AP - Trade |          |              |      | Current Period Change        | 92,698.14  | 60,404.27  | 32,293.87          |
| 20000   | AP - Trade | 12/1/16  |              |      | Beginning Balance            |            |            | <b>-108,059.25</b> |
| 20000   | AP - Trade | 12/31/16 | 16-1231-01   | PJ   | UNITED CORPORATION           |            | 22,319.00  |                    |
| 20000   | AP - Trade | 12/31/16 | 16-1231-02   | PJ   | UNITED CORPORATION           |            | 5,299.03   |                    |
| 20000   | AP - Trade |          |              |      | Current Period Change        |            | 27,618.03  | -27,618.03         |
| 20000   | AP - Trade | 12/31/16 |              |      | Fiscal Year End Balance      |            |            | <b>-135,677.28</b> |
| 20000   | AP - Trade | 1/1/17   |              |      | Beginning Balance            |            |            | <b>-135,677.28</b> |
| 20000   | AP - Trade | 1/9/17   | 337          | CDJ  | UNITED CORPORATION - Invoice | 27,898.75  |            |                    |
| 20000   | AP - Trade | 1/9/17   | 337          | CDJ  | UNITED CORPORATION - Invoice | 5,299.03   |            |                    |

| Account | Acct Descr | Date    | Reference  | Jrnl | Trans Description            | Debit Amt | Credit Amt | Balance           |
|---------|------------|---------|------------|------|------------------------------|-----------|------------|-------------------|
| 20000   | AP - Trade | 1/9/17  | 337        | CDJ  | UNITED CORPORATION - Invoice | 5,381.40  |            |                   |
| 20000   | AP - Trade | 1/9/17  | 337        | CDJ  | UNITED CORPORATION - Invoice | 22,319.00 |            |                   |
| 20000   | AP - Trade | 1/10/17 | 1001       | PJ   | UNITED CORPORATION           |           | 300.00     |                   |
| 20000   | AP - Trade | 1/18/17 | 1002       | PJ   | UNITED CORPORATION           |           | 600.00     |                   |
| 20000   | AP - Trade | 1/30/17 | 1003       | PJ   | UNITED CORPORATION           |           | 1,050.00   |                   |
| 20000   | AP - Trade |         |            |      | Current Period Change        | 60,898.18 | 1,950.00   | 58,948.18         |
| 20000   | AP - Trade | 2/1/17  |            |      | Beginning Balance            |           |            | <b>-76,729.10</b> |
| 20000   | AP - Trade | 2/9/17  | 1004       | PJ   | UNITED CORPORATION           |           | 300.00     |                   |
| 20000   | AP - Trade | 2/21/17 | 1005       | PJ   | UNITED CORPORATION           |           | 600.00     |                   |
| 20000   | AP - Trade |         |            |      | Current Period Change        |           | 900.00     | -900.00           |
| 20000   | AP - Trade | 3/1/17  |            |      | Beginning Balance            |           |            | <b>-77,629.10</b> |
| 20000   | AP - Trade | 3/6/17  | 1006       | PJ   | UNITED CORPORATION           |           | 300.00     |                   |
| 20000   | AP - Trade | 3/10/17 | 1007       | PJ   | UNITED CORPORATION           |           | 675.00     |                   |
| 20000   | AP - Trade | 3/13/17 | 1008       | PJ   | UNITED CORPORATION           |           | 600.00     |                   |
| 20000   | AP - Trade | 3/14/17 | DTF167459  | PJ   | UNITED CORPORATION           |           | 80.00      |                   |
| 20000   | AP - Trade | 3/14/17 | DTF168441  | PJ   | UNITED CORPORATION           |           | 2,857.00   |                   |
| 20000   | AP - Trade | 3/14/17 | DTF168678  | PJ   | UNITED CORPORATION           |           | 3,749.50   |                   |
| 20000   | AP - Trade | 3/14/17 | DTF169229  | PJ   | UNITED CORPORATION           |           | 2,645.00   |                   |
| 20000   | AP - Trade | 3/14/17 | DTF169382  | PJ   | UNITED CORPORATION           |           | 3,055.00   |                   |
| 20000   | AP - Trade | 3/14/17 | DTF169852  | PJ   | UNITED CORPORATION           |           | 800.00     |                   |
| 20000   | AP - Trade | 3/14/17 | DTF170637  | PJ   | UNITED CORPORATION           |           | 1,280.00   |                   |
| 20000   | AP - Trade | 3/14/17 | DTF171419  | PJ   | UNITED CORPORATION           |           | 1,000.00   |                   |
| 20000   | AP - Trade | 3/15/17 | 340        | CDJ  | UNITED CORPORATION - Invoice | 1,050.00  |            |                   |
| 20000   | AP - Trade | 3/15/17 | 340        | CDJ  | UNITED CORPORATION - Invoice | 1,000.00  |            |                   |
| 20000   | AP - Trade | 3/15/17 | 340        | CDJ  | UNITED CORPORATION - Invoice | 600.00    |            |                   |
| 20000   | AP - Trade | 3/15/17 | 340        | CDJ  | UNITED CORPORATION - Invoice | 1,280.00  |            |                   |
| 20000   | AP - Trade | 3/15/17 | 340        | CDJ  | UNITED CORPORATION - Invoice | 800.00    |            |                   |
| 20000   | AP - Trade | 3/15/17 | 340        | CDJ  | UNITED CORPORATION - Invoice | 3,749.50  |            |                   |
| 20000   | AP - Trade | 3/15/17 | 340        | CDJ  | UNITED CORPORATION - Invoice | 2,857.00  |            |                   |
| 20000   | AP - Trade | 3/15/17 | 340        | CDJ  | UNITED CORPORATION - Invoice | 675.00    |            |                   |
| 20000   | AP - Trade | 3/15/17 | 340        | CDJ  | UNITED CORPORATION - Invoice | 300.00    |            |                   |
| 20000   | AP - Trade | 3/15/17 | 340        | CDJ  | UNITED CORPORATION - Invoice | 2,645.00  |            |                   |
| 20000   | AP - Trade | 3/15/17 | 340        | CDJ  | UNITED CORPORATION - Invoice | 300.00    |            |                   |
| 20000   | AP - Trade | 3/15/17 | 340        | CDJ  | UNITED CORPORATION - Invoice | 600.00    |            |                   |
| 20000   | AP - Trade | 3/15/17 | 340        | CDJ  | UNITED CORPORATION - Invoice | 80.00     |            |                   |
| 20000   | AP - Trade | 3/15/17 | 340        | CDJ  | UNITED CORPORATION - Invoice | 300.00    |            |                   |
| 20000   | AP - Trade | 3/15/17 | 340        | CDJ  | UNITED CORPORATION - Invoice | 600.00    |            |                   |
| 20000   | AP - Trade | 3/15/17 | 340        | CDJ  | UNITED CORPORATION - Invoice | 3,055.00  |            |                   |
| 20000   | AP - Trade | 3/15/17 | 1009       | PJ   | UNITED CORPORATION           |           | 75.00      |                   |
| 20000   | AP - Trade | 3/15/17 | 1010       | PJ   | UNITED CORPORATION           |           | 450.00     |                   |
| 20000   | AP - Trade | 3/28/17 | 1011       | PJ   | UNITED CORPORATION           |           | 300.00     |                   |
| 20000   | AP - Trade |         |            |      | Current Period Change        | 19,891.50 | 17,866.50  | 2,025.00          |
| 20000   | AP - Trade | 4/1/17  |            |      | Beginning Balance            |           |            | <b>-75,604.10</b> |
| 20000   | AP - Trade | 4/3/17  | 1012       | PJ   | UNITED CORPORATION           |           | 1,200.00   |                   |
| 20000   | AP - Trade | 4/27/17 | 1013       | PJ   | UNITED CORPORATION           |           | 450.00     |                   |
| 20000   | AP - Trade |         |            |      | Current Period Change        |           | 1,650.00   | -1,650.00         |
| 20000   | AP - Trade | 5/1/17  |            |      | Beginning Balance            |           |            | <b>-77,254.10</b> |
| 20000   | AP - Trade | 5/1/17  | 940-201412 | PJ   | INTERNAL REVENUE SERVICE     |           | 74,902.32  |                   |
| 20000   | AP - Trade | 5/2/17  | CRA341     | CDJ  | UNITED CORPORATION - Invoice | 1,200.00  |            |                   |
| 20000   | AP - Trade | 5/2/17  | CRA341     | CDJ  | UNITED CORPORATION - Invoice | 75.00     |            |                   |
| 20000   | AP - Trade | 5/2/17  | CRA341     | CDJ  | UNITED CORPORATION - Invoice | 450.00    |            |                   |
| 20000   | AP - Trade | 5/2/17  | CRA341     | CDJ  | UNITED CORPORATION - Invoice | 300.00    |            |                   |
| 20000   | AP - Trade | 5/15/17 | FUTA2013CM | PJ   | INTERNAL REVENUE SERVICE     | 74,779.10 |            |                   |
| 20000   | AP - Trade | 5/19/17 | 1014       | PJ   | UNITED CORPORATION           |           | 450.00     |                   |
| 20000   | AP - Trade |         |            |      | Current Period Change        | 76,804.10 | 75,352.32  | 1,451.78          |
| 20000   | AP - Trade | 6/1/17  |            |      | Beginning Balance            |           |            | <b>-75,802.32</b> |
| 20000   | AP - Trade | 6/13/17 | 1015       | PJ   | UNITED CORPORATION           |           | 450.00     |                   |
| 20000   | AP - Trade | 6/23/17 | FUTA2014   | PJ   | INTERNAL REVENUE SERVICE     | 74,902.32 |            |                   |
| 20000   | AP - Trade |         |            |      | Current Period Change        | 74,902.32 | 450.00     | 74,452.32         |



| Account | Acct Descr | Date     | Reference | Jrnl | Trans Description            | Debit Amt | Credit Amt | Balance           |
|---------|------------|----------|-----------|------|------------------------------|-----------|------------|-------------------|
| 20000   | AP - Trade | 7/1/17   |           |      | Beginning Balance            |           |            | <b>-1,350.00</b>  |
| 20000   | AP - Trade | 7/5/17   | CRA347    | CDJ  | UNITED CORPORATION - Invoice | 450.00    |            |                   |
| 20000   | AP - Trade | 7/5/17   | CRA347    | CDJ  | UNITED CORPORATION - Invoice | 450.00    |            |                   |
| 20000   | AP - Trade | 7/5/17   | CRA347    | CDJ  | UNITED CORPORATION - Invoice | 450.00    |            |                   |
| 20000   | AP - Trade | 7/13/17  | 17-0713   | PJ   | BUREAU OF INTERNAL REVENL    |           | 37,448.60  |                   |
| 20000   | AP - Trade | 7/21/17  | 1019      | PJ   | UNITED CORPORATION           |           | 1,650.00   |                   |
| 20000   | AP - Trade | 7/22/17  | 1020      | PJ   | UNITED CORPORATION           |           | 450.00     |                   |
| 20000   | AP - Trade |          |           |      | Current Period Change        | 1,350.00  | 39,548.60  | -38,198.60        |
| 20000   | AP - Trade | 8/1/17   |           |      | Beginning Balance            |           |            | <b>-39,548.60</b> |
| 20000   | AP - Trade | 8/20/17  | 1021      | PJ   | UNITED CORPORATION           |           | 450.00     |                   |
| 20000   | AP - Trade |          |           |      | Current Period Change        |           | 450.00     | -450.00           |
| 20000   | AP - Trade | 9/1/17   |           |      | Beginning Balance            |           |            | <b>-39,998.60</b> |
| 20000   | AP - Trade | 9/20/17  | 1022      | PJ   | UNITED CORPORATION           |           | 450.00     |                   |
| 20000   | AP - Trade |          |           |      | Current Period Change        |           | 450.00     | -450.00           |
| 20000   | AP - Trade | 10/1/17  |           |      | Beginning Balance            |           |            | <b>-40,448.60</b> |
| 20000   | AP - Trade | 10/20/17 | 1023      | PJ   | UNITED CORPORATION           |           | 450.00     |                   |
| 20000   | AP - Trade |          |           |      | Current Period Change        |           | 450.00     | -450.00           |
| 20000   | AP - Trade | 11/1/17  |           |      | Beginning Balance            |           |            | <b>-40,898.60</b> |
| 20000   | AP - Trade | 11/17/17 | 349       | CDJ  | UNITED CORPORATION - Invoice | 450.00    |            |                   |
| 20000   | AP - Trade | 11/17/17 | 349       | CDJ  | UNITED CORPORATION - Invoice | 450.00    |            |                   |
| 20000   | AP - Trade | 11/17/17 | 349       | CDJ  | UNITED CORPORATION - Invoice | 450.00    |            |                   |
| 20000   | AP - Trade | 11/17/17 | 349       | CDJ  | UNITED CORPORATION - Invoice | 450.00    |            |                   |
| 20000   | AP - Trade | 11/17/17 | 349       | CDJ  | UNITED CORPORATION - Invoice | 1,650.00  |            |                   |
| 20000   | AP - Trade | 11/20/17 | 1024      | PJ   | UNITED CORPORATION           |           | 450.00     |                   |
| 20000   | AP - Trade |          |           |      | Current Period Change        | 3,450.00  | 450.00     | 3,000.00          |
| 20000   | AP - Trade | 12/1/17  |           |      | Beginning Balance            |           |            | <b>-37,898.60</b> |
| 20000   | AP - Trade | 12/20/17 | 1025      | PJ   | UNITED CORPORATION           |           | 450.00     |                   |
| 20000   | AP - Trade |          |           |      | Current Period Change        |           | 450.00     | -450.00           |
| 20000   | AP - Trade | 12/31/17 |           |      | Fiscal Year End Balance      |           |            | <b>-38,348.60</b> |
| 20000   | AP - Trade | 1/1/18   |           |      | Beginning Balance            |           |            | <b>-38,348.60</b> |
| 20000   | AP - Trade | 1/16/18  | 1026      | PJ   | UNITED CORPORATION           |           | 450.00     |                   |
| 20000   | AP - Trade |          |           |      | Current Period Change        |           | 450.00     | -450.00           |
| 20000   | AP - Trade | 2/1/18   |           |      | Beginning Balance            |           |            | <b>-38,798.60</b> |
| 20000   | AP - Trade | 2/8/18   | 351       | CDJ  | UNITED CORPORATION - Invoice | 450.00    |            |                   |
| 20000   | AP - Trade | 2/8/18   | 351       | CDJ  | UNITED CORPORATION - Invoice | 450.00    |            |                   |
| 20000   | AP - Trade | 2/8/18   | 351       | CDJ  | UNITED CORPORATION - Invoice | 450.00    |            |                   |
| 20000   | AP - Trade | 2/23/18  | 1027      | PJ   | UNITED CORPORATION           |           | 450.00     |                   |
| 20000   | AP - Trade |          |           |      | Current Period Change        | 1,350.00  | 450.00     | 900.00            |
| 20000   | AP - Trade | 3/1/18   |           |      | Beginning Balance            |           |            | <b>-37,898.60</b> |
| 20000   | AP - Trade | 3/20/18  | 1028      | PJ   | UNITED CORPORATION           |           | 450.00     |                   |
| 20000   | AP - Trade |          |           |      | Current Period Change        |           | 450.00     | -450.00           |
| 20000   | AP - Trade | 4/1/18   |           |      | Beginning Balance            |           |            | <b>-38,348.60</b> |
| 20000   | AP - Trade | 4/19/18  | 1029      | PJ   | UNITED CORPORATION           |           | 450.00     |                   |
| 20000   | AP - Trade |          |           |      | Current Period Change        |           | 450.00     | -450.00           |
| 20000   | AP - Trade | 5/1/18   |           |      | Beginning Balance            |           |            | <b>-38,798.60</b> |
| 20000   | AP - Trade | 5/15/18  | 1030      | PJ   | UNITED CORPORATION           |           | 450.00     |                   |
| 20000   | AP - Trade |          |           |      | Current Period Change        |           | 450.00     | -450.00           |
| 20000   | AP - Trade | 6/1/18   |           |      | Beginning Balance            |           |            | <b>-39,248.60</b> |
| 20000   | AP - Trade | 6/15/18  | 1031      | PJ   | UNITED CORPORATION           |           | 450.00     |                   |
| 20000   | AP - Trade |          |           |      | Current Period Change        |           | 450.00     | -450.00           |
| 20000   | AP - Trade | 7/1/18   |           |      | Beginning Balance            |           |            | <b>-39,698.60</b> |
| 20000   | AP - Trade | 7/15/18  | 1032      | PJ   | UNITED CORPORATION           |           | 450.00     |                   |

| Account | Acct Descr | Date           | Reference | Jrnl | Trans Description            | Debit Amt | Credit Amt | Balance           |
|---------|------------|----------------|-----------|------|------------------------------|-----------|------------|-------------------|
| 20000   | AP - Trade |                |           |      | Current Period Change        |           | 450.00     | -450.00           |
| 20000   | AP - Trade | 8/1/18         |           |      | Beginning Balance            |           |            | <b>-40,148.60</b> |
| 20000   | AP - Trade | 8/15/18        | 1033      | PJ   | UNITED CORPORATION           |           | 450.00     |                   |
| 20000   | AP - Trade |                |           |      | Current Period Change        |           | 450.00     | -450.00           |
| 20000   | AP - Trade | 9/1/18         |           |      | Beginning Balance            |           |            | <b>-40,598.60</b> |
| 20000   | AP - Trade | 9/13/18        | 1034      | PJ   | UNITED CORPORATION           |           | 450.00     |                   |
| 20000   | AP - Trade | 9/14/18        | 358       | CDJ  | UNITED CORPORATION - Invoice | 450.00    |            |                   |
| 20000   | AP - Trade | 9/14/18        | 358       | CDJ  | UNITED CORPORATION - Invoice | 450.00    |            |                   |
| 20000   | AP - Trade | 9/14/18        | 358       | CDJ  | UNITED CORPORATION - Invoice | 450.00    |            |                   |
| 20000   | AP - Trade | 9/14/18        | 358       | CDJ  | UNITED CORPORATION - Invoice | 450.00    |            |                   |
| 20000   | AP - Trade | 9/14/18        | 358       | CDJ  | UNITED CORPORATION - Invoice | 450.00    |            |                   |
| 20000   | AP - Trade | 9/14/18        | 358       | CDJ  | UNITED CORPORATION - Invoice | 450.00    |            |                   |
| 20000   | AP - Trade | 9/14/18        | 358       | CDJ  | UNITED CORPORATION - Invoice | 450.00    |            |                   |
| 20000   | AP - Trade | 9/14/18        | 358       | CDJ  | UNITED CORPORATION - Invoice | 450.00    |            |                   |
| 20000   | AP - Trade | 9/14/18        | 358       | CDJ  | UNITED CORPORATION - Invoice | 450.00    |            |                   |
| 20000   | AP - Trade | 9/14/18        | 358       | CDJ  | UNITED CORPORATION - Invoice | 450.00    |            |                   |
| 20000   | AP - Trade | 9/14/18        | 358       | CDJ  | UNITED CORPORATION - Invoice | 450.00    |            |                   |
| 20000   | AP - Trade |                |           |      | Current Period Change        | 3,600.00  | 450.00     | 3,150.00          |
| 20000   | AP - Trade | 10/1/18        |           |      | Beginning Balance            |           |            | <b>-37,448.60</b> |
| 20000   | AP - Trade | 10/15/18       | 1035      | PJ   | UNITED CORPORATION           |           | 450.00     |                   |
| 20000   | AP - Trade |                |           |      | Current Period Change        |           | 450.00     | -450.00           |
| 20000   | AP - Trade | 11/1/18        |           |      | Beginning Balance            |           |            | <b>-37,898.60</b> |
| 20000   | AP - Trade | 11/15/18       | 1036      | PJ   | UNITED CORPORATION           |           | 450.00     |                   |
| 20000   | AP - Trade |                |           |      | Current Period Change        |           | 450.00     | -450.00           |
| 20000   | AP - Trade | 12/1/18        |           |      | Beginning Balance            |           |            | <b>-38,348.60</b> |
| 20000   | AP - Trade | 12/15/18       | 1037      | PJ   | UNITED CORPORATION           |           | 450.00     |                   |
| 20000   | AP - Trade |                |           |      | Current Period Change        |           | 450.00     | -450.00           |
| 20000   | AP - Trade | 12/31/18       |           |      | Fiscal Year End Balance      |           |            | <b>-38,798.60</b> |
| 20000   | AP - Trade | 1/1/19         |           |      | Beginning Balance            |           |            | <b>-38,798.60</b> |
| 20000   | AP - Trade | 1/1/19         | 17-0713CM | PJ   | BUREAU OF INTERNAL REVENL    | 37,448.60 |            |                   |
| 20000   | AP - Trade | 1/15/19        | 1038      | PJ   | UNITED CORPORATION           |           | 450.00     |                   |
| 20000   | AP - Trade |                |           |      | Current Period Change        | 37,448.60 | 450.00     | 36,998.60         |
| 20000   | AP - Trade | 2/1/19         |           |      | Beginning Balance            |           |            | <b>-1,800.00</b>  |
| 20000   | AP - Trade | 2/15/19        | 1039      | PJ   | UNITED CORPORATION           |           | 450.00     |                   |
| 20000   | AP - Trade |                |           |      | Current Period Change        |           | 450.00     | -450.00           |
| 20000   | AP - Trade | 3/1/19         |           |      | Beginning Balance            |           |            | <b>-2,250.00</b>  |
| 20000   | AP - Trade | 3/15/19        | 1040      | PJ   | UNITED CORPORATION           |           | 450.00     |                   |
| 20000   | AP - Trade |                |           |      | Current Period Change        |           | 450.00     | -450.00           |
| 20000   | AP - Trade | 4/1/19         |           |      | Beginning Balance            |           |            | <b>-2,700.00</b>  |
| 20000   | AP - Trade | 4/15/19        | 1041      | PJ   | UNITED CORPORATION           |           | 450.00     |                   |
| 20000   | AP - Trade |                |           |      | Current Period Change        |           | 450.00     | -450.00           |
| 20000   | AP - Trade | 5/1/19         |           |      | Beginning Balance            |           |            | <b>-3,150.00</b>  |
| 20000   | AP - Trade | 5/15/19        | 1042      | PJ   | UNITED CORPORATION           |           | 450.00     |                   |
| 20000   | AP - Trade |                |           |      | Current Period Change        |           | 450.00     | -450.00           |
| 20000   | AP - Trade | 6/1/19         |           |      | Beginning Balance            |           |            | <b>-3,600.00</b>  |
| 20000   | AP - Trade | 6/15/19        | 1043      | PJ   | UNITED CORPORATION           |           | 450.00     |                   |
| 20000   | AP - Trade |                |           |      | Current Period Change        |           | 450.00     | -450.00           |
|         |            | <b>6/30/19</b> |           |      | <b>Ending Balance</b>        |           |            | <b>-4,050.00</b>  |



**Plaza West**  
**General Ledger**  
**For the Period From Aug 1, 2016 to Jun 30, 2019**

| Account | Account Desc | Date     | Reference  | Jrnl | Trans Description              | Debit Amt | Credit Amt | Balance           |
|---------|--------------|----------|------------|------|--------------------------------|-----------|------------|-------------------|
| 20000   | AP - Trade   | 8/1/16   |            |      | Beginning Balance              |           |            | <b>-12,659.30</b> |
| 20000   | AP - Trade   | 8/1/16   | 16-0801-01 | PJ   | TOPA PROPERTIES                |           | 741.40     |                   |
| 20000   | AP - Trade   | 8/9/16   | 316        | CDJ  | TOPA PROPERTIES - Invoice: 16- | 741.40    |            |                   |
| 20000   | AP - Trade   | 8/9/16   | 317        | CDJ  | TOPA PROPERTIES - Invoice: 16- | 741.40    |            |                   |
| 20000   | AP - Trade   | 8/9/16   | 318        | CDJ  | BECKSTEDT & ASSOCIATES - In    | 100.00    |            |                   |
| 20000   | AP - Trade   | 8/9/16   | 318        | CDJ  | BECKSTEDT & ASSOCIATES - In    | 395.00    |            |                   |
| 20000   | AP - Trade   | 8/9/16   | 318        | CDJ  | BECKSTEDT & ASSOCIATES - In    | 8,496.30  |            |                   |
| 20000   | AP - Trade   | 8/12/16  | 320        | CDJ  | BECKSTEDT & ASSOCIATES - In    | 925.00    |            |                   |
| 20000   | AP - Trade   | 8/12/16  | 320        | CDJ  | BECKSTEDT & ASSOCIATES - In    | 315.50    |            |                   |
| 20000   | AP - Trade   | 8/17/16  | 16-0817-01 | PJ   | SOURCE ACCOUNTING              |           | 1,550.00   |                   |
| 20000   | AP - Trade   | 8/30/16  | 324        | CDJ  | BECKSTEDT & ASSOCIATES - In    | 2,352.50  |            |                   |
| 20000   | AP - Trade   | 8/30/16  | 324        | CDJ  | BECKSTEDT & ASSOCIATES - In    | 75.00     |            |                   |
| 20000   | AP - Trade   | 8/30/16  | 325        | CDJ  | SOURCE ACCOUNTING - Invoice    | 1,550.00  |            |                   |
| 20000   | AP - Trade   |          |            |      | Current Period Change          | 15,692.10 | 2,291.40   | 13,400.70         |
| 20000   | AP - Trade   | 9/1/16   |            |      | Beginning Balance              |           |            | <b>741.40</b>     |
| 20000   | AP - Trade   | 9/1/16   | 16-0901-01 | PJ   | TOPA PROPERTIES                |           | 741.40     |                   |
| 20000   | AP - Trade   | 9/8/16   | 2193       | PJ   | BECKSTEDT & ASSOCIATES         |           | 495.00     |                   |
| 20000   | AP - Trade   |          |            |      | Current Period Change          |           | 1,236.40   | -1,236.40         |
| 20000   | AP - Trade   | 10/1/16  |            |      | Beginning Balance              |           |            | <b>-495.00</b>    |
| 20000   | AP - Trade   | 10/1/16  | 16-1001-01 | PJ   | TOPA PROPERTIES                |           | 741.40     |                   |
| 20000   | AP - Trade   | 10/7/16  | 327        | CDJ  | BECKSTEDT & ASSOCIATES - In    | 495.00    |            |                   |
| 20000   | AP - Trade   | 10/7/16  | 328        | CDJ  | TOPA PROPERTIES - Invoice: 16- | 741.40    |            |                   |
| 20000   | AP - Trade   | 10/7/16  | 328        | CDJ  | TOPA PROPERTIES - Invoice: 16- | 741.40    |            |                   |
| 20000   | AP - Trade   | 10/7/16  | 328        | CDJ  | TOPA PROPERTIES - Invoice: 16- | 741.40    |            |                   |
| 20000   | AP - Trade   | 10/27/16 | 16-1027-01 | PJ   | V.I. EMPLOYMENT SECURITY AC    |           | 1,273.38   |                   |
| 20000   | AP - Trade   | 10/31/16 | 2016-01    | PJ   | LEWIS CONSULTING LLC           |           | 3,800.00   |                   |
| 20000   | AP - Trade   |          |            |      | Current Period Change          | 2,719.20  | 5,814.78   | -3,095.58         |
| 20000   | AP - Trade   | 11/1/16  |            |      | Beginning Balance              |           |            | <b>-3,590.58</b>  |
| 20000   | AP - Trade   | 11/1/16  | 16-1101-01 | PJ   | TOPA PROPERTIES                |           | 741.40     |                   |
| 20000   | AP - Trade   | 11/3/16  | 329        | CDJ  | V.I. EMPLOYMENT SECURITY AC    | 1,273.38  |            |                   |
| 20000   | AP - Trade   | 11/3/16  | 2258       | PJ   | BECKSTEDT & ASSOCIATES         |           | 1,192.50   |                   |
| 20000   | AP - Trade   | 11/23/16 | 331        | CDJ  | LEWIS CONSULTING LLC - Invoic  | 3,800.00  |            |                   |
| 20000   | AP - Trade   | 11/30/16 | 2016-02    | PJ   | LEWIS CONSULTING LLC           |           | 5,000.00   |                   |
| 20000   | AP - Trade   | 11/30/16 | 16-1130    | PJ   | V.I. EMPLOYMENT SECURITY AC    |           | 24,930.39  |                   |
| 20000   | AP - Trade   |          |            |      | Current Period Change          | 5,073.38  | 31,864.29  | -26,790.91        |
| 20000   | AP - Trade   | 12/1/16  |            |      | Beginning Balance              |           |            | <b>-30,381.49</b> |
| 20000   | AP - Trade   | 12/1/16  | 16-1201-01 | PJ   | TOPA PROPERTIES                |           | 741.40     |                   |
| 20000   | AP - Trade   | 12/4/16  | 2276       | PJ   | BECKSTEDT & ASSOCIATES         |           | 1,437.50   |                   |
| 20000   | AP - Trade   | 12/6/16  | 330        | CDJ  | V.I. EMPLOYMENT SECURITY AC    | 24,930.39 |            |                   |
| 20000   | AP - Trade   | 12/6/16  | 333        | CDJ  | LEWIS CONSULTING LLC - Invoic  | 5,000.00  |            |                   |
| 20000   | AP - Trade   | 12/6/16  | 334        | CDJ  | BECKSTEDT & ASSOCIATES - In    | 1,192.50  |            |                   |
| 20000   | AP - Trade   |          |            |      | Current Period Change          | 31,122.89 | 2,178.90   | 28,943.99         |
| 20000   | AP - Trade   | 12/31/16 |            |      | Fiscal Year End Balance        |           |            | <b>-1,437.50</b>  |
| 20000   | AP - Trade   | 1/1/17   |            |      | Beginning Balance              |           |            | <b>-1,437.50</b>  |
| 20000   | AP - Trade   | 1/1/17   | 17-0101    | PJ   | TOPA PROPERTIES                |           | 741.40     |                   |
| 20000   | AP - Trade   | 1/4/17   | 2300       | PJ   | BECKSTEDT & ASSOCIATES         |           | 338.10     |                   |
| 20000   | AP - Trade   | 1/9/17   | 335        | CDJ  | TOPA PROPERTIES - Invoice: 17- | 741.40    |            |                   |
| 20000   | AP - Trade   | 1/9/17   | 335        | CDJ  | TOPA PROPERTIES - Invoice: 17- | 741.40    |            |                   |
| 20000   | AP - Trade   | 1/9/17   | 335        | CDJ  | TOPA PROPERTIES - Invoice: 17- | 741.40    |            |                   |
| 20000   | AP - Trade   | 1/9/17   | 336        | CDJ  | BECKSTEDT & ASSOCIATES - In    | 1,437.50  |            |                   |
| 20000   | AP - Trade   |          |            |      | Current Period Change          | 3,661.70  | 1,079.50   | 2,582.20          |
| 20000   | AP - Trade   | 2/1/17   |            |      | Beginning Balance              |           |            | <b>1,144.70</b>   |

| Account | Account Desc | Date     | Reference   | Jrnl | Trans Description              | Debit Amt | Credit Amt | Balance           |
|---------|--------------|----------|-------------|------|--------------------------------|-----------|------------|-------------------|
| 20000   | AP - Trade   | 2/1/17   | 17-0201     | PJ   | TOPA PROPERTIES                |           | 741.40     |                   |
| 20000   | AP - Trade   |          |             |      | Current Period Change          |           | 741.40     | -741.40           |
| 20000   | AP - Trade   | 3/1/17   |             |      | Beginning Balance              |           |            | <b>403.30</b>     |
| 20000   | AP - Trade   | 3/1/17   | 17-0301     | PJ   | TOPA PROPERTIES                |           | 741.40     |                   |
| 20000   | AP - Trade   | 3/3/17   | 2017/01     | PJ   | LEWIS CONSULTING LLC           |           | 2,000.00   |                   |
| 20000   | AP - Trade   | 3/15/17  | 338         | CDJ  | BECKSTEDT & ASSOCIATES - In    | 338.10    |            |                   |
| 20000   | AP - Trade   | 3/15/17  | 339         | CDJ  | TOPA PROPERTIES - Invoice: 17  | 741.40    |            |                   |
| 20000   | AP - Trade   | 3/15/17  | 339         | CDJ  | TOPA PROPERTIES - Invoice: 17  | 741.40    |            |                   |
| 20000   | AP - Trade   | 3/15/17  | 339         | CDJ  | TOPA PROPERTIES - Invoice: 17  | 741.40    |            |                   |
| 20000   | AP - Trade   |          |             |      | Current Period Change          | 2,562.30  | 2,741.40   | -179.10           |
| 20000   | AP - Trade   | 4/1/17   |             |      | Beginning Balance              |           |            | <b>224.20</b>     |
| 20000   | AP - Trade   | 4/1/17   | 17-0401     | PJ   | TOPA PROPERTIES                |           | 741.40     |                   |
| 20000   | AP - Trade   | 4/18/17  | SX-12CV-370 | PJ   | EDGAR D. ROSS                  |           | 23,800.00  |                   |
| 20000   | AP - Trade   |          |             |      | Current Period Change          |           | 24,541.40  | -24,541.40        |
| 20000   | AP - Trade   | 5/1/17   |             |      | Beginning Balance              |           |            | <b>-24,317.20</b> |
| 20000   | AP - Trade   | 5/1/17   | 17-0501     | PJ   | TOPA PROPERTIES                |           | 757.71     |                   |
| 20000   | AP - Trade   | 5/2/17   | 342         | CDJ  | EDGAR D. ROSS - Invoice: SX-12 | 23,800.00 |            |                   |
| 20000   | AP - Trade   | 5/2/17   | 343         | CDJ  | LEWIS CONSULTING LLC - Invoic  | 2,000.00  |            |                   |
| 20000   | AP - Trade   | 5/10/17  | 2464        | PJ   | BECKSTEDT & ASSOCIATES         |           | 367.50     |                   |
| 20000   | AP - Trade   | 5/24/17  | 17-0524     | PJ   | TOPA PROPERTIES                |           | 32.62      |                   |
| 20000   | AP - Trade   |          |             |      | Current Period Change          | 25,800.00 | 1,157.83   | 24,642.17         |
| 20000   | AP - Trade   | 6/1/17   |             |      | Beginning Balance              |           |            | <b>324.97</b>     |
| 20000   | AP - Trade   | 6/1/17   | 17-0601     | PJ   | TOPA PROPERTIES                |           | 757.71     |                   |
| 20000   | AP - Trade   | 6/19/17  | 17-0619     | PJ   | SOURCE ACCOUNTING              |           | 1,705.00   |                   |
| 20000   | AP - Trade   |          |             |      | Current Period Change          |           | 2,462.71   | -2,462.71         |
| 20000   | AP - Trade   | 7/1/17   |             |      | Beginning Balance              |           |            | <b>-2,137.74</b>  |
| 20000   | AP - Trade   | 7/1/17   | 17-0701     | PJ   | TOPA PROPERTIES                |           | 757.71     |                   |
| 20000   | AP - Trade   | 7/5/17   | 344         | CDJ  | BECKSTEDT & ASSOCIATES - In    | 367.50    |            |                   |
| 20000   | AP - Trade   | 7/5/17   | 346         | CDJ  | TOPA PROPERTIES - Invoice: 17  | 16.31     |            |                   |
| 20000   | AP - Trade   | 7/5/17   | 346         | CDJ  | TOPA PROPERTIES - Invoice: 17  | 16.31     |            |                   |
| 20000   | AP - Trade   | 7/5/17   | 346         | CDJ  | TOPA PROPERTIES - Invoice: 17  | 757.71    |            |                   |
| 20000   | AP - Trade   | 7/5/17   | 346         | CDJ  | TOPA PROPERTIES - Invoice: 17  | 757.71    |            |                   |
| 20000   | AP - Trade   | 7/5/17   | 346         | CDJ  | TOPA PROPERTIES - Invoice: 17  | 757.71    |            |                   |
| 20000   | AP - Trade   | 7/5/17   | 345         | CDJ  | SOURCE ACCOUNTING - Invoice    | 1,705.00  |            |                   |
| 20000   | AP - Trade   |          |             |      | Current Period Change          | 4,378.25  | 757.71     | 3,620.54          |
| 20000   | AP - Trade   | 8/1/17   |             |      | Beginning Balance              |           |            | <b>1,482.80</b>   |
| 20000   | AP - Trade   | 8/1/17   | 17-0801     | PJ   | TOPA PROPERTIES                |           | 757.71     |                   |
| 20000   | AP - Trade   |          |             |      | Current Period Change          |           | 757.71     | -757.71           |
| 20000   | AP - Trade   | 9/1/17   |             |      | Beginning Balance              |           |            | <b>725.09</b>     |
| 20000   | AP - Trade   | 9/1/17   | 17-0901     | PJ   | TOPA PROPERTIES                |           | 757.71     |                   |
| 20000   | AP - Trade   |          |             |      | Current Period Change          |           | 757.71     | -757.71           |
| 20000   | AP - Trade   | 10/1/17  |             |      | Beginning Balance              |           |            | <b>-32.62</b>     |
| 20000   | AP - Trade   | 10/1/17  | 17-1001     | PJ   | TOPA PROPERTIES                |           | 757.71     |                   |
| 20000   | AP - Trade   |          |             |      | Current Period Change          |           | 757.71     | -757.71           |
| 20000   | AP - Trade   | 11/1/17  |             |      | Beginning Balance              |           |            | <b>-790.33</b>    |
| 20000   | AP - Trade   | 11/1/17  | 17-1101     | PJ   | TOPA PROPERTIES                |           | 757.71     |                   |
| 20000   | AP - Trade   | 11/17/17 | 348         | CDJ  | TOPA PROPERTIES - Invoice: 17  | 32.62     |            |                   |
| 20000   | AP - Trade   | 11/17/17 | 348         | CDJ  | TOPA PROPERTIES - Invoice: 17  | 757.71    |            |                   |
| 20000   | AP - Trade   | 11/17/17 | 348         | CDJ  | TOPA PROPERTIES - Invoice: 17  | 757.71    |            |                   |
| 20000   | AP - Trade   | 11/17/17 | 348         | CDJ  | TOPA PROPERTIES - Invoice: 17  | 757.71    |            |                   |
| 20000   | AP - Trade   |          |             |      | Current Period Change          | 2,305.75  | 757.71     | 1,548.04          |
| 20000   | AP - Trade   | 12/1/17  |             |      | Beginning Balance              |           |            | <b>757.71</b>     |
| 20000   | AP - Trade   | 12/1/17  | 17-1201     | PJ   | TOPA PROPERTIES                |           | 757.71     |                   |
| 20000   | AP - Trade   |          |             |      | Current Period Change          |           | 757.71     | -757.71           |
| 20000   | AP - Trade   | 12/31/17 |             |      | Fiscal Year End Balance        |           |            |                   |

| Account | Account Desc | Date    | Reference    | Jrnl | Trans Description              | Debit Amt | Credit Amt | Balance          |
|---------|--------------|---------|--------------|------|--------------------------------|-----------|------------|------------------|
| 20000   | AP - Trade   | 1/1/18  |              |      | Beginning Balance              |           |            |                  |
| 20000   | AP - Trade   | 1/1/18  | 18-0101      | PJ   | TOPA PROPERTIES                |           | 768.65     |                  |
| 20000   | AP - Trade   |         |              |      | Current Period Change          |           | 768.65     | -768.65          |
| 20000   | AP - Trade   | 2/1/18  |              |      | Beginning Balance              |           |            | <b>-768.65</b>   |
| 20000   | AP - Trade   | 2/1/18  | 18-0201      | PJ   | TOPA PROPERTIES                |           | 757.71     |                  |
| 20000   | AP - Trade   | 2/8/18  | 350          | CDJ  | TOPA PROPERTIES - Invoice: 18- | 757.71    |            |                  |
| 20000   | AP - Trade   | 2/8/18  | 350          | CDJ  | TOPA PROPERTIES - Invoice: 18- | 757.71    |            |                  |
| 20000   | AP - Trade   | 2/8/18  | 350          | CDJ  | TOPA PROPERTIES - Invoice: 18- | 768.65    |            |                  |
| 20000   | AP - Trade   |         |              |      | Current Period Change          | 2,284.07  | 757.71     | 1,526.36         |
| 20000   | AP - Trade   | 3/1/18  |              |      | Beginning Balance              |           |            | <b>757.71</b>    |
| 20000   | AP - Trade   | 3/1/18  | 18-0301      | PJ   | TOPA PROPERTIES                |           | 757.71     |                  |
| 20000   | AP - Trade   |         |              |      | Current Period Change          |           | 757.71     | -757.71          |
| 20000   | AP - Trade   | 4/1/18  |              |      | Beginning Balance              |           |            |                  |
| 20000   | AP - Trade   | 4/1/18  | 2018-0401    | PJ   | TOPA PROPERTIES                |           | 757.71     |                  |
| 20000   | AP - Trade   | 4/1/18  | 2018-0401CM  | PJ   | TOPA PROPERTIES                | 757.71    |            |                  |
| 20000   | AP - Trade   |         |              |      | Current Period Change          | 757.71    | 757.71     |                  |
| 20000   | AP - Trade   | 5/1/18  |              |      | Beginning Balance              |           |            |                  |
| 20000   | AP - Trade   | 5/1/18  | 18-0501      | PJ   | TOPA PROPERTIES                |           | 814.53     |                  |
| 20000   | AP - Trade   | 5/3/18  | 352          | CDJ  | TOPA PROPERTIES - Invoice: 18- | 757.71    |            |                  |
| 20000   | AP - Trade   | 5/3/18  | 352          | CDJ  | TOPA PROPERTIES - Invoice: 18- | 757.71    |            |                  |
| 20000   | AP - Trade   | 5/3/18  | 352          | CDJ  | TOPA PROPERTIES - Invoice: 18- | 757.71    |            |                  |
| 20000   | AP - Trade   | 5/19/18 | SX-12-CV-370 | PJ   | EDGAR D. ROSS                  |           | 27,800.00  |                  |
| 20000   | AP - Trade   | 5/21/18 | 353          | CDJ  | EDGAR D. ROSS - Invoice: SX-12 | 27,800.00 |            |                  |
| 20000   | AP - Trade   |         |              |      | Current Period Change          | 30,073.13 | 28,614.53  | 1,458.60         |
| 20000   | AP - Trade   | 6/1/18  |              |      | Beginning Balance              |           |            | <b>1,458.60</b>  |
| 20000   | AP - Trade   | 6/1/18  | 18-0601      | PJ   | TOPA PROPERTIES                |           | 776.65     |                  |
| 20000   | AP - Trade   |         |              |      | Current Period Change          |           | 776.65     | -776.65          |
| 20000   | AP - Trade   | 7/1/18  |              |      | Beginning Balance              |           |            | <b>681.95</b>    |
| 20000   | AP - Trade   | 7/1/18  | 18-0701      | PJ   | TOPA PROPERTIES                |           | 776.65     |                  |
| 20000   | AP - Trade   | 7/27/18 | 2018-0727    | PJ   | SOURCE ACCOUNTING              |           | 1,707.00   |                  |
| 20000   | AP - Trade   |         |              |      | Current Period Change          |           | 2,483.65   | -2,483.65        |
| 20000   | AP - Trade   | 8/1/18  |              |      | Beginning Balance              |           |            | <b>-1,801.70</b> |
| 20000   | AP - Trade   | 8/1/18  | 18-0801      | PJ   | TOPA PROPERTIES                |           | 776.65     |                  |
| 20000   | AP - Trade   |         |              |      | Current Period Change          |           | 776.65     | -776.65          |
| 20000   | AP - Trade   | 9/1/18  |              |      | Beginning Balance              |           |            | <b>-2,578.35</b> |
| 20000   | AP - Trade   | 9/1/18  | 18-0901      | PJ   | TOPA PROPERTIES                |           | 776.65     |                  |
| 20000   | AP - Trade   | 9/10/18 | JE30         | PJ   | GALLOW'S BAY PASTRY & CAFE     |           | 65.72      |                  |
| 20000   | AP - Trade   | 9/14/18 | 355          | CDJ  | SOURCE ACCOUNTING - Invoice    | 1,707.00  |            |                  |
| 20000   | AP - Trade   | 9/14/18 | 356          | CDJ  | TOPA PROPERTIES - Invoice: 18- | 56.82     |            |                  |
| 20000   | AP - Trade   | 9/14/18 | 356          | CDJ  | TOPA PROPERTIES - Invoice: 18- | 18.94     |            |                  |
| 20000   | AP - Trade   | 9/14/18 | 356          | CDJ  | TOPA PROPERTIES - Invoice: 18- | 776.65    |            |                  |
| 20000   | AP - Trade   | 9/14/18 | 356          | CDJ  | TOPA PROPERTIES - Invoice: 18- | 18.94     |            |                  |
| 20000   | AP - Trade   | 9/14/18 | 356          | CDJ  | TOPA PROPERTIES - Invoice: 18- | 776.65    |            |                  |
| 20000   | AP - Trade   | 9/14/18 | 357          | CDJ  | TOPA PROPERTIES - Invoice: 18- | 776.65    |            |                  |
| 20000   | AP - Trade   | 9/14/18 | 357          | CDJ  | TOPA PROPERTIES - Invoice: 18- | 776.65    |            |                  |
| 20000   | AP - Trade   | 9/14/18 | 357          | CDJ  | TOPA PROPERTIES - Invoice: 18- | 776.65    |            |                  |
| 20000   | AP - Trade   | 9/14/18 | 354          | CDJ  | GALLOW'S BAY PASTRY & CAFE     |           | 65.72      |                  |
| 20000   | AP - Trade   |         |              |      | Current Period Change          | 5,750.67  | 842.37     | 4,908.30         |
| 20000   | AP - Trade   | 10/1/18 |              |      | Beginning Balance              |           |            | <b>2,329.95</b>  |
| 20000   | AP - Trade   | 10/1/18 | 18-1001      | PJ   | TOPA PROPERTIES                |           | 776.65     |                  |
| 20000   | AP - Trade   |         |              |      | Current Period Change          |           | 776.65     | -776.65          |
| 20000   | AP - Trade   | 11/1/18 |              |      | Beginning Balance              |           |            | <b>1,553.30</b>  |
| 20000   | AP - Trade   | 11/1/18 | 18-1101      | PJ   | TOPA PROPERTIES                |           | 776.65     |                  |

| Account | Account Desc | Date           | Reference | Jrnl | Trans Description             | Debit Amt | Credit Amt | Balance          |
|---------|--------------|----------------|-----------|------|-------------------------------|-----------|------------|------------------|
| 20000   | AP - Trade   |                |           |      | Current Period Change         |           | 776.65     | -776.65          |
| 20000   | AP - Trade   | 12/1/18        |           |      | Beginning Balance             |           |            | <b>776.65</b>    |
| 20000   | AP - Trade   | 12/1/18        | 18-1201   | PJ   | TOPA PROPERTIES               |           | 776.65     |                  |
| 20000   | AP - Trade   |                |           |      | Current Period Change         |           | 776.65     | -776.65          |
| 20000   | AP - Trade   | 12/31/18       |           |      | Fiscal Year End Balance       |           |            |                  |
| 20000   | AP - Trade   | 1/1/19         |           |      | Beginning Balance             |           |            |                  |
| 20000   | AP - Trade   | 1/1/19         | 19-0101   | PJ   | TOPA PROPERTIES               |           | 776.65     |                  |
| 20000   | AP - Trade   | 1/21/19        | 359       | CDJ  | TOPA PROPERTIES - Invoice: 19 | 776.65    |            |                  |
| 20000   | AP - Trade   | 1/21/19        | 359       | CDJ  | TOPA PROPERTIES - Invoice: 19 | 776.65    |            |                  |
| 20000   | AP - Trade   | 1/21/19        | 359       | CDJ  | TOPA PROPERTIES - Invoice: 19 | 776.65    |            |                  |
| 20000   | AP - Trade   | 1/25/19        | 87166     | PJ   | TOPA PROPERTIES               |           | 38.83      |                  |
| 20000   | AP - Trade   |                |           |      | Current Period Change         | 2,329.95  | 815.48     | 1,514.47         |
| 20000   | AP - Trade   | 2/1/19         |           |      | Beginning Balance             |           |            | <b>1,514.47</b>  |
| 20000   | AP - Trade   | 2/1/19         | 19-0201   | PJ   | TOPA PROPERTIES               |           | 776.65     |                  |
| 20000   | AP - Trade   |                |           |      | Current Period Change         |           | 776.65     | -776.65          |
| 20000   | AP - Trade   | 3/1/19         |           |      | Beginning Balance             |           |            | <b>737.82</b>    |
| 20000   | AP - Trade   | 3/1/19         | 19-0301   | PJ   | TOPA PROPERTIES               |           | 776.65     |                  |
| 20000   | AP - Trade   | 3/10/19        | 19-0310   | PJ   | SOURCE ACCOUNTING             |           | 1,709.00   |                  |
| 20000   | AP - Trade   |                |           |      | Current Period Change         |           | 2,485.65   | -2,485.65        |
| 20000   | AP - Trade   | 4/1/19         |           |      | Beginning Balance             |           |            | <b>-1,747.83</b> |
| 20000   | AP - Trade   | 4/1/19         | 19-0401   | PJ   | TOPA PROPERTIES               |           | 776.65     |                  |
| 20000   | AP - Trade   | 4/3/19         | 360       | CDJ  | TOPA PROPERTIES - Invoice: 19 | 776.65    |            |                  |
| 20000   | AP - Trade   | 4/3/19         | 360       | CDJ  | TOPA PROPERTIES - Invoice: 19 | 776.65    |            |                  |
| 20000   | AP - Trade   | 4/3/19         | 360       | CDJ  | TOPA PROPERTIES - Invoice: 19 | 776.65    |            |                  |
| 20000   | AP - Trade   | 4/3/19         | 361       | CDJ  | SOURCE ACCOUNTING - Invoice   | 1,709.00  |            |                  |
| 20000   | AP - Trade   |                |           |      | Current Period Change         | 4,038.95  | 776.65     | 3,262.30         |
| 20000   | AP - Trade   | 5/1/19         |           |      | Beginning Balance             |           |            | <b>1,514.47</b>  |
| 20000   | AP - Trade   | 5/1/19         | 19-0501   | PJ   | TOPA PROPERTIES               |           | 776.65     |                  |
| 20000   | AP - Trade   | 5/14/19        | 88949     | PJ   | TOPA PROPERTIES               |           | 15.53      |                  |
| 20000   | AP - Trade   | 5/14/19        | 88950     | PJ   | TOPA PROPERTIES               |           | 31.06      |                  |
| 20000   | AP - Trade   |                |           |      | Current Period Change         |           | 823.24     | -823.24          |
| 20000   | AP - Trade   | 6/1/19         |           |      | Beginning Balance             |           |            | <b>691.23</b>    |
| 20000   | AP - Trade   | 6/1/19         | 19-0601   | PJ   | TOPA PROPERTIES               |           | 776.65     |                  |
| 20000   | AP - Trade   | 6/1/19         | 89231     | PJ   | TOPA PROPERTIES               |           | 15.53      |                  |
| 20000   | AP - Trade   |                |           |      | Current Period Change         |           | 792.18     | -792.18          |
|         |              | <b>6/30/19</b> |           |      | <b>Ending Balance</b>         |           |            | <b>-100.95</b>   |

Plaza Extra Partnership  
Balance Sheet  
As of June 30, 2019 and Last Year End

|                                |                                | <u>As of 06/30/19</u>         | <u>As of 12/31/18</u>         |
|--------------------------------|--------------------------------|-------------------------------|-------------------------------|
| <b>ASSETS</b>                  |                                |                               |                               |
| Current Assets                 |                                |                               |                               |
| 10600                          | Cash - Bank Claims 9091        | \$ 282,770.90                 | \$ 289,139.80                 |
| 10700                          | Cash - Bank Liquid 9075        | 124,765.24                    | 124,885.24                    |
| 14000                          | Due from (to) Yusufs           | 44,619.28                     | 44,619.28                     |
| 15100                          | Marketable Securities - BPPR   | 9,458,239.87                  | 8,784,531.90                  |
| 15150                          | Unrealized (Gain) Loss-BPPR    | <u>(646,363.88)</u>           | <u>(48,512.47)</u>            |
|                                | Total Current Assets           | 9,264,031.41                  | 9,194,663.75                  |
| Property and Equipment         |                                |                               |                               |
|                                | Total Property and Equipment   | <u>0.00</u>                   | <u>0.00</u>                   |
| Other Assets                   |                                |                               |                               |
| 19000                          | Deposits                       | <u>1,584.36</u>               | <u>1,553.30</u>               |
|                                | Total Other Assets             | <u>1,584.36</u>               | <u>1,553.30</u>               |
|                                | Total Assets                   | <u><u>\$ 9,265,615.77</u></u> | <u><u>\$ 9,196,217.05</u></u> |
| <b>LIABILITIES AND CAPITAL</b> |                                |                               |                               |
| Current Liabilities            |                                |                               |                               |
| 20000                          | Accounts Payable - Trade       | \$ 4,150.95                   | \$ 38,798.60                  |
| 23000                          | Accrued Expenses               | <u>30,000.00</u>              | <u>30,000.00</u>              |
|                                | Total Current Liabilities      | 34,150.95                     | 68,798.60                     |
| Long-Term Liabilities          |                                |                               |                               |
|                                | Total Long-Term Liabilities    | <u>0.00</u>                   | <u>0.00</u>                   |
|                                | Total Liabilities              | 34,150.95                     | 68,798.60                     |
| Capital                        |                                |                               |                               |
| 33000                          | Dividend Distrib's (Ptr Draws) | 0.00                          | 237,879.03                    |
| 39000                          | Retained Earnings              | 9,127,418.45                  | 8,898,294.12                  |
|                                | Net Income                     | <u>104,046.37</u>             | <u>(8,754.70)</u>             |
|                                | Total Capital                  | <u>9,231,464.82</u>           | <u>9,127,418.45</u>           |
|                                | Total Liabilities & Capital    | <u><u>\$ 9,265,615.77</u></u> | <u><u>\$ 9,196,217.05</u></u> |

Plaza Extra Partnership  
Income Statement  
For the Six Months Ending June 30, 2019

|                                     | YTD Through: | <u>06/30/19</u>      | <u>12/31/18</u>      |
|-------------------------------------|--------------|----------------------|----------------------|
| Revenues                            |              |                      |                      |
| Total Revenues                      |              | <u>0.00</u>          | <u>0.00</u>          |
| Cost of Sales                       |              |                      |                      |
| 50000 COS - Purchases               |              |                      | \$ <u>65.72</u>      |
| Total Cost of Sales                 |              | <u>0.00</u>          | <u>65.72</u>         |
| Gross Profit                        |              | <u>0.00</u>          | <u>(65.72)</u>       |
| Operating Expenses                  |              |                      |                      |
| 60000 Accounting Fees               | \$           | 4,409.00             | 7,107.00             |
| 60800 Bank Charges                  |              | 120.00               | 240.00               |
| 61300 Contract Labor Expense        |              | 0.00                 | 27,800.00            |
| 63900 Interest Expense              |              | 0.00                 | 9,405.31             |
| 64500 Legal Fees Expense            |              | 0.00                 | 0.00                 |
| 66400 Rent Expense - Other          |              | 4,729.79             | 8,497.27             |
| 67200 Taxes - Empr FICA & Medicare  |              | (37,448.60)          | 0.00                 |
| 67400 Taxes - Empr FUTA Expense     |              | 0.00                 | 0.00                 |
| 68400 Utilities - Electric          |              | 0.00                 | 183,854.44           |
| Total Operating Expenses            |              | <u>(28,189.81)</u>   | <u>236,904.02</u>    |
| Net Operating Income                |              | <u>28,189.81</u>     | <u>(236,969.74)</u>  |
| Other Income (Expense)              |              |                      |                      |
| 80000 Other Income (Expense)        |              |                      | 0.00                 |
| 80150 Interest Income - Nontaxable  |              | 86,055.56            | 186,840.28           |
| 80200 Dividend Income               |              | 46,592.54            | 114,187.01           |
| 80800 Broker & Account Mgt Fees     |              | (27,830.86)          | (57,492.40)          |
| 81100 Proceeds from Securities Sold |              | 377,924.39           | 915,473.78           |
| 81200 Cost of Securities Sold       |              | (367,964.49)         | (864,266.56)         |
| 81300 Basis Adj's Securities Sold   |              | (38,920.58)          | (83,714.44)          |
| 83100 ST Cap Gain Distrib's - BPPR  |              |                      | 0.00                 |
| 83200 LT Cap Gain Distrib's - BPPR  |              |                      | 17,187.37            |
| Total Other Income (Expense)        |              | <u>75,856.56</u>     | <u>228,215.04</u>    |
| Net Income                          |              | <u>\$ 104,046.37</u> | <u>(\$ 8,754.70)</u> |

Plaza Extra Partnership  
Balance Sheet  
As of December 31, 2018 and 2017

|                                |                                | <u>As of 12/31/18</u>         | <u>As of 12/31/17</u>         |
|--------------------------------|--------------------------------|-------------------------------|-------------------------------|
| <b>ASSETS</b>                  |                                |                               |                               |
| Current Assets                 |                                |                               |                               |
| 10600                          | Cash - Bank Claims 9091        | \$ 289,139.80                 | \$ 332,197.67                 |
| 10700                          | Cash - Bank Liquid 9075        | 124,885.24                    | 125,125.24                    |
| 14000                          | Due from (to) Yusuf's          | 44,619.28                     | 0.00                          |
| 15100                          | Marketable Securities - BPPR   | 8,784,531.90                  | 9,100,817.60                  |
| 15150                          | Unrealized (Gain) Loss-BPPR    | <u>(48,512.47)</u>            | <u>(593,013.21)</u>           |
|                                | Total Current Assets           | 9,194,663.75                  | 8,965,127.30                  |
| Property and Equipment         |                                |                               |                               |
|                                | Total Property and Equipment   | <u>0.00</u>                   | <u>0.00</u>                   |
| Other Assets                   |                                |                               |                               |
| 19000                          | Deposits                       | <u>1,553.30</u>               | <u>1,515.42</u>               |
|                                | Total Other Assets             | <u>1,553.30</u>               | <u>1,515.42</u>               |
|                                | Total Assets                   | <u><u>\$ 9,196,217.05</u></u> | <u><u>\$ 8,966,642.72</u></u> |
| <b>LIABILITIES AND CAPITAL</b> |                                |                               |                               |
| Current Liabilities            |                                |                               |                               |
| 20000                          | Accounts Payable - Trade       | \$ 38,798.60                  | \$ 38,348.60                  |
| 23000                          | Accrued Expenses               | <u>30,000.00</u>              | <u>30,000.00</u>              |
|                                | Total Current Liabilities      | 68,798.60                     | 68,348.60                     |
| Long-Term Liabilities          |                                |                               |                               |
|                                | Total Long-Term Liabilities    | <u>0.00</u>                   | <u>0.00</u>                   |
|                                | Total Liabilities              | 68,798.60                     | 68,348.60                     |
| Capital                        |                                |                               |                               |
| 33000                          | Dividend Distrib's (Ptr Draws) | 237,879.03                    | 0.00                          |
| 39000                          | Retained Earnings              | 8,898,294.12                  | 8,724,223.50                  |
|                                | Net Income                     | <u>(8,754.70)</u>             | <u>174,070.62</u>             |
|                                | Total Capital                  | <u>9,127,418.45</u>           | <u>8,898,294.12</u>           |
|                                | Total Liabilities & Capital    | <u><u>\$ 9,196,217.05</u></u> | <u><u>\$ 8,966,642.72</u></u> |

Plaza Extra Partnership  
Income Statement  
For the Years Ended December 31, 2018 and 2017

|                        |                               | <u>12/31/18</u> |    | <u>12/31/17</u> |
|------------------------|-------------------------------|-----------------|----|-----------------|
| Revenues               |                               |                 |    |                 |
|                        | Total Revenues                | 0.00            |    | 0.00            |
| Cost of Sales          |                               |                 |    |                 |
| 50000                  | COS - Purchases               | \$ 65.72        |    |                 |
|                        | Total Cost of Sales           | 65.72           |    | 0.00            |
|                        | Gross Profit                  | (65.72)         |    | 0.00            |
| Operating Expenses     |                               |                 |    |                 |
| 60000                  | Accounting Fees               | 7,107.00        | \$ | 13,855.00       |
| 60800                  | Bank Charges                  | 240.00          |    | 381.80          |
| 61300                  | Contract Labor Expense        | 27,800.00       |    | 25,800.00       |
| 63900                  | Interest Expense              | 9,405.31        |    | 0.00            |
| 64500                  | Legal Fees Expense            | 0.00            |    | 15,372.10       |
| 66400                  | Rent Expense - Other          | 8,497.27        |    | 7,544.48        |
| 67200                  | Taxes - Empr FICA & Medicare  | 0.00            |    | 37,448.60       |
| 67400                  | Taxes - Empr FUTA Expense     | 0.00            |    | (74,779.10)     |
| 68400                  | Utilities - Electric          | 183,854.44      |    | 800.00          |
|                        | Total Operating Expenses      | 236,904.02      |    | 26,422.88       |
|                        | Net Operating Income          | (236,969.74)    |    | (26,422.88)     |
| Other Income (Expense) |                               |                 |    |                 |
| 80000                  | Other Income (Expense)        | 0.00            |    | 4,500.00        |
| 80150                  | Interest Income - Nontaxable  | 186,840.28      |    | 176,435.07      |
| 80200                  | Dividend Income               | 114,187.01      |    | 92,410.00       |
| 80800                  | Broker & Account Mgt Fees     | (57,492.40)     |    | (55,140.72)     |
| 81100                  | Proceeds from Securities Sold | 915,473.78      |    | 891,456.25      |
| 81200                  | Cost of Securities Sold       | (864,266.56)    |    | (852,582.15)    |
| 81300                  | Basis Adj's Securities Sold   | (83,714.44)     |    | (73,521.00)     |
| 83100                  | ST Cap Gain Distrib's - BPPR  | 0.00            |    | 300.03          |
| 83200                  | LT Cap Gain Distrib's - BPPR  | 17,187.37       |    | 16,636.02       |
|                        | Total Other Income (Expense)  | 228,215.04      |    | 200,493.50      |
|                        | Net Income                    | (\$ 8,754.70)   |    | \$ 174,070.62   |



Plaza Extra Partnership  
Balance Sheet  
As of December 31, 2017 and 2016

|                                |                                | <u>12/31/17</u>        | <u>12/31/16</u>        |
|--------------------------------|--------------------------------|------------------------|------------------------|
| <b>ASSETS</b>                  |                                |                        |                        |
| Current Assets                 |                                |                        |                        |
| 10600                          | Cash - Bank Claims 9091        | \$ 332,197.67          | \$ 454,162.15          |
| 10700                          | Cash - Bank Liquid 9075        | 125,125.24             | 125,365.24             |
| 15100                          | Marketable Securities - BPPR   | 9,100,817.60           | 8,369,401.67           |
| 15150                          | Unrealized (Gain) Loss-BPPR    | <u>(593,013.21)</u>    | <u>(57,590.78)</u>     |
|                                | Total Current Assets           | 8,965,127.30           | 8,891,338.28           |
| Property and Equipment         |                                |                        |                        |
|                                | Total Property and Equipment   | 0.00                   | 0.00                   |
| Other Assets                   |                                |                        |                        |
| 19000                          | Deposits                       | <u>1,515.42</u>        | <u>0.00</u>            |
|                                | Total Other Assets             | <u>1,515.42</u>        | <u>0.00</u>            |
|                                | Total Assets                   | <u>\$ 8,966,642.72</u> | <u>\$ 8,891,338.28</u> |
| <b>LIABILITIES AND CAPITAL</b> |                                |                        |                        |
| Current Liabilities            |                                |                        |                        |
| 20000                          | Accounts Payable - Trade       | \$ 38,348.60           | \$ 137,114.78          |
| 23000                          | Accrued Expenses               | <u>30,000.00</u>       | <u>30,000.00</u>       |
|                                | Total Current Liabilities      | 68,348.60              | 167,114.78             |
| Long-Term Liabilities          |                                |                        |                        |
|                                | Total Long-Term Liabilities    | <u>0.00</u>            | <u>0.00</u>            |
|                                | Total Liabilities              | 68,348.60              | 167,114.78             |
| Capital                        |                                |                        |                        |
| 33000                          | Dividend Distrib's (Ptr Draws) | 0.00                   | (563,287.25)           |
| 39000                          | Retained Earnings              | 8,724,223.50           | 9,807,484.84           |
|                                | Net Income                     | <u>174,070.62</u>      | <u>(519,974.09)</u>    |
|                                | Total Capital                  | <u>8,898,294.12</u>    | <u>8,724,223.50</u>    |
|                                | Total Liabilities & Capital    | <u>\$ 8,966,642.72</u> | <u>\$ 8,891,338.28</u> |

Plaza Extra Partnership  
Income Statement  
For the Years Ended December 31, 2017 and 2016

|                               |                                     | 12/31/17             | 12/31/16               |
|-------------------------------|-------------------------------------|----------------------|------------------------|
| <b>Revenues</b>               |                                     |                      |                        |
| 47000                         | Revenue - Miscellaneous Sales       | \$ 0.00              | (\$ 50.00)             |
| 48000                         | Revenue - Sales Discounts           | 0.00                 | (3,680.00)             |
|                               | <b>Total Revenues</b>               | <b>0.00</b>          | <b>(3,730.00)</b>      |
| <b>Cost of Sales</b>          |                                     |                      |                        |
| 50000                         | COS - Purchases                     | 0.00                 | (410.00)               |
| 51000                         | COS - Freight Expense               | 0.00                 | 260.00                 |
| 52200                         | COS - US Customs Expense            | 0.00                 | 2,250.00               |
|                               | <b>Total Cost of Sales</b>          | <b>0.00</b>          | <b>2,100.00</b>        |
|                               | <b>Gross Profit</b>                 | <b>0.00</b>          | <b>(5,830.00)</b>      |
| <b>Operating Expenses</b>     |                                     |                      |                        |
| 60000                         | Accounting Fees                     | 13,855.00            | 1,550.00               |
| 60800                         | Bank Charges                        | 381.80               | 240.00                 |
| 61300                         | Contract Labor Expense              | 25,800.00            | 45,000.00              |
| 63000                         | Insurance - Emp Health              | 0.00                 | 397.61                 |
| 63200                         | Insurance - Gen Liability           | 0.00                 | 50,000.40              |
| 63600                         | Insurance - Workers' Comp           | 0.00                 | 317.99                 |
| 64500                         | Legal Fees Expense                  | 15,372.10            | 70,295.30              |
| 66400                         | Rent Expense - Other                | 7,544.48             | 8,880.66               |
| 67200                         | Taxes - Empr FICA & Medicare        | 37,448.60            | 0.00                   |
| 67400                         | Taxes - Empr FUTA Expense           | (74,779.10)          | 65,826.29              |
| 67500                         | Taxes - Empr VI Unemp               | 0.00                 | 38,751.42              |
| 68200                         | Travel & Hotels Expense             | 0.00                 | 8,500.00               |
| 68400                         | Utilities - Electric                | 800.00               | 0.00                   |
| 69000                         | Wages - Officer Salaries            | 0.00                 | 297,881.00             |
| 69200                         | Wages - Managers                    | 0.00                 | 87,496.29              |
|                               | <b>Total Operating Expenses</b>     | <b>26,422.88</b>     | <b>675,136.96</b>      |
|                               | <b>Net Operating Income</b>         | <b>(26,422.88)</b>   | <b>(680,966.96)</b>    |
| <b>Other Income (Expense)</b> |                                     |                      |                        |
| 80000                         | Other Income (Expense)              | 4,500.00             | 13,131.83              |
| 80100                         | Interest Income - Taxable           | 0.00                 | 249.05                 |
| 80150                         | Interest Income - Nontaxable        | 176,435.07           | 178,159.03             |
| 80200                         | Dividend Income                     | 92,410.00            | 82,308.09              |
| 80800                         | Broker & Account Mgt Fees           | (55,140.72)          | (52,571.43)            |
| 81100                         | Proceeds from Securities Sold       | 891,456.25           | 817,845.72             |
| 81200                         | Cost of Securities Sold             | (852,582.15)         | (824,167.34)           |
| 81300                         | Basis Adj's Securities Sold         | (73,521.00)          | (66,569.15)            |
| 83100                         | ST Cap Gain Distrib's - BPPR        | 300.03               | 208.97                 |
| 83200                         | LT Cap Gain Distrib's - BPPR        | 16,636.02            | 12,398.10              |
|                               | <b>Total Other Income (Expense)</b> | <b>200,493.50</b>    | <b>160,992.87</b>      |
|                               | <b>Net Income</b>                   | <b>\$ 174,070.62</b> | <b>(\$ 519,974.09)</b> |

Plaza Extra Partnership  
Balance Sheet  
As of December 31, 2016 and Prior Year

|                                |                                | As of: | <u>12/31/16</u>            | <u>12/31/15</u>               |
|--------------------------------|--------------------------------|--------|----------------------------|-------------------------------|
| <b>ASSETS</b>                  |                                |        |                            |                               |
| Current Assets                 |                                |        |                            |                               |
| 10300                          | Cash in Bank - Operating       | \$     | 0.00                       | (\$ 15,145.11)                |
| 10350                          | Cash in Bank - Payroll         |        | 0.00                       | (625.79)                      |
| 10600                          | Cash - Bank Claims 9091        |        | 454,162.15                 | 1,648,436.13                  |
| 10700                          | Cash - Bank Liquid 9075        |        | 125,365.24                 | 125,605.24                    |
| 13100                          | Prepaid Insurance              |        | 0.00                       | 38,656.92                     |
| 14600                          | Due from (to) Hamed            |        | 0.00                       | 524.67                        |
| 15100                          | Marketable Securities - BPPR   |        | 8,369,401.67               | 8,091,374.55                  |
| 15150                          | Unrealized (Gain) Loss-BPPR    |        | <u>(57,590.78)</u>         | <u>72,824.35</u>              |
|                                | Total Current Assets           |        | 8,891,338.28               | 9,961,650.96                  |
| Property and Equipment         |                                |        |                            |                               |
|                                | Total Property and Equipment   |        | <u>0.00</u>                | <u>0.00</u>                   |
| Other Assets                   |                                |        |                            |                               |
|                                | Total Other Assets             |        | <u>0.00</u>                | <u>0.00</u>                   |
|                                | Total Assets                   | \$     | <u><u>8,891,338.28</u></u> | \$ <u><u>9,961,650.96</u></u> |
| <b>LIABILITIES AND CAPITAL</b> |                                |        |                            |                               |
| Current Liabilities            |                                |        |                            |                               |
| 20000                          | Accounts Payable - Trade       | \$     | 137,114.78                 | \$ 80,866.12                  |
| 23000                          | Accrued Expenses               |        | <u>30,000.00</u>           | <u>73,300.00</u>              |
|                                | Total Current Liabilities      |        | 167,114.78                 | 154,166.12                    |
| Long-Term Liabilities          |                                |        |                            |                               |
|                                | Total Long-Term Liabilities    |        | <u>0.00</u>                | <u>0.00</u>                   |
|                                | Total Liabilities              |        | 167,114.78                 | 154,166.12                    |
| Capital                        |                                |        |                            |                               |
| 33000                          | Dividend Distrib's (Ptr Draws) |        | (563,287.25)               | (41,838,791.22)               |
| 39000                          | Retained Earnings              |        | 9,807,484.84               | 49,150,981.20                 |
|                                | Net Income                     |        | <u>(519,974.09)</u>        | <u>2,495,294.86</u>           |
|                                | Total Capital                  |        | <u>8,724,223.50</u>        | <u>9,807,484.84</u>           |
|                                | Total Liabilities & Capital    | \$     | <u><u>8,891,338.28</u></u> | \$ <u><u>9,961,650.96</u></u> |



Plaza Extra Partnership  
Income Statement  
For the Twelve Months Ending December 31, 2016

|                           | Year Ended:                    | 12/31/16   | 12/31/15         |
|---------------------------|--------------------------------|------------|------------------|
| <b>Revenues</b>           |                                |            |                  |
| 40000                     | Revenue - Sales                | \$ 0.00    | \$ 22,588,317.54 |
| 40800                     | Revenue - Less Pharmacy Sales  | 0.00       | (143,332.60)     |
| 41000                     | Revenue - Net Lotto Sales      | 0.00       | 5,711.52         |
| 42000                     | Revenue - Net Phone Card Sales | 0.00       | 12,459.00        |
| 47000                     | Revenue - Miscellaneous Sales  | (50.00)    | 64,285.87        |
| 48000                     | Revenue - Sales Discounts      | (3,680.00) | (282,606.98)     |
| 49000                     | Revenue - Rental Income        | 0.00       | 9,000.00         |
|                           | Total Revenues                 | (3,730.00) | 22,253,834.35    |
| <b>Cost of Sales</b>      |                                |            |                  |
| 50000                     | COS - Purchases                | (410.00)   | 12,778,564.70    |
| 50900                     | COS - Inventory Adjustments    | 0.00       | 224,479.87       |
| 51000                     | COS - Freight Expense          | 260.00     | 816,482.07       |
| 52000                     | COS - Excise Tax Expense       | 0.00       | 110,008.18       |
| 52200                     | COS - US Customs Expense       | 2,250.00   | 167,163.79       |
| 52400                     | COS - Broker Fees              | 0.00       | 1,107.00         |
| 54000                     | COS - Supplies                 | 0.00       | 10,811.22        |
| 58000                     | COS - Less Vendor Rebates      | 0.00       | (617,549.85)     |
|                           | Total Cost of Sales            | 2,100.00   | 13,491,066.98    |
|                           | Gross Profit                   | (5,830.00) | 8,762,767.37     |
| <b>Operating Expenses</b> |                                |            |                  |
| 60000                     | Accounting Fees                | 1,550.00   | 18,315.00        |
| 60100                     | Advertising & Promotion        | 0.00       | 71,565.35        |
| 60500                     | Auto Expenses                  | 0.00       | 1,048.28         |
| 60700                     | Bad Debts Expense              | 0.00       | 31,341.06        |
| 60800                     | Bank Charges                   | 240.00     | 18,982.57        |
| 61000                     | Cash Short (Over)              | 0.00       | 50,408.96        |
| 61050                     | CC Batch (Over) Short          | 0.00       | (15,182.70)      |
| 61100                     | Charitable Contributions       | 0.00       | 150.00           |
| 61200                     | Computer Supplies & Expense    | 0.00       | 4,714.45         |
| 61300                     | Contract Labor Expense         | 45,000.00  | 98,395.98        |
| 61800                     | Depreciation Expense           | 0.00       | 65,109.99        |
| 62100                     | Education Assistance Expense   | 0.00       | 2,000.00         |
| 62300                     | Employee Benefits Expense      | 0.00       | 1,600.00         |
| 63000                     | Insurance - Emp Health         | 397.61     | 113,478.35       |
| 63200                     | Insurance - Gen Liability      | 50,000.40  | 223,586.23       |
| 63400                     | Insurance - Property           | 0.00       | 187,444.27       |
| 63600                     | Insurance - Workers' Comp      | 317.99     | 27,506.08        |
| 64500                     | Legal Fees Expense             | 70,295.30  | 300,873.32       |
| 64900                     | Meals & Entertainment Expense  | 0.00       | 2,780.02         |
| 65100                     | Merchant Fees - MC/Visa/Amex   | 0.00       | 259,725.80       |
| 65200                     | Merchant Fees - Telecheck      | 0.00       | 6,505.35         |
| 65300                     | NSF Checks Expense             | 0.00       | (4,299.91)       |
| 65500                     | Office Supplies & Expense      | 0.00       | 6,935.48         |
| 65700                     | Postage & Overnight Delivery   | 0.00       | 2,149.43         |
| 65900                     | Physical Inventory Expense     | 0.00       | 71,654.91        |
| 66000                     | Rent Expense - Buildings       | 0.00       | 669,775.94       |

Internally Prepared

Plaza Extra Partnership  
Income Statement  
For the Twelve Months Ending December 31, 2016

|                        | Year Ended:                   | 12/31/16                      | 12/31/15                      |
|------------------------|-------------------------------|-------------------------------|-------------------------------|
| 66400                  | Rent Expense - Other          | 8,880.66                      | 4,883.31                      |
| 66700                  | Repairs & Maintenance Expense | 0.00                          | 234,688.36                    |
| 66900                  | Security Expense              | 0.00                          | 11,066.42                     |
| 67000                  | Taxes - Gross Receipts        | 0.00                          | 1,156,679.56                  |
| 67200                  | Taxes - Empr FICA & Medicare  | 0.00                          | 188,216.20                    |
| 67400                  | Taxes - Empr FUTA Expense     | 65,826.29                     | 37,727.99                     |
| 67500                  | Taxes - Empr VI Unemp         | 38,751.42                     | 47,756.21                     |
| 67600                  | Taxes - Licenses              | 0.00                          | 1,200.00                      |
| 67900                  | Taxes - Penalties             | 0.00                          | 1,746.28                      |
| 68000                  | Telephone Expense             | 0.00                          | 12,986.72                     |
| 68100                  | Trash Removal                 | 0.00                          | 16,841.00                     |
| 68200                  | Travel & Hotels Expense       | 8,500.00                      | 15,448.84                     |
| 68400                  | Utilities - Electric          | 0.00                          | 1,078,100.15                  |
| 68600                  | Utilities - Gas & Diesel      | 0.00                          | 10,388.49                     |
| 68800                  | Utilities - Water             | 0.00                          | 10,387.82                     |
| 69000                  | Wages - Officer Salaries      | 297,881.00                    | 260,653.22                    |
| 69200                  | Wages - Managers              | 87,496.29                     | 718,959.39                    |
| 69300                  | Wages - Other                 | 0.00                          | 1,745,252.64                  |
| 69400                  | Wages - Bonuses               | 0.00                          | 1,000.00                      |
| 69500                  | Wages - Vacation              | 0.00                          | 456.72                        |
|                        | Total Operating Expenses      | <u>675,136.96</u>             | <u>7,771,003.53</u>           |
|                        | Net Operating Income          | <u>(680,966.96)</u>           | <u>991,763.84</u>             |
| Other Income (Expense) |                               |                               |                               |
| 80000                  | Other Income (Expense)        | 13,131.83                     | 42,366.44                     |
| 80100                  | Interest Income - Taxable     | 249.05                        | 157,097.72                    |
| 80150                  | Interest Income - Nontaxable  | 178,159.03                    | 471,397.37                    |
| 80200                  | Dividend Income               | 82,308.09                     | 95,050.85                     |
| 80800                  | Broker & Account Mgt Fees     | (52,571.43)                   | (90,064.35)                   |
| 81100                  | Proceeds from Securities Sold | 817,845.72                    | 31,568,057.86                 |
| 81200                  | Cost of Securities Sold       | (824,167.34)                  | (30,657,894.75)               |
| 81300                  | Basis Adj's Securities Sold   | (66,569.15)                   | (106,243.32)                  |
| 83100                  | ST Cap Gain Distrib's - BPPR  | 208.97                        | 181.48                        |
| 83200                  | LT Cap Gain Distrib's - BPPR  | 12,398.10                     | 32,581.72                     |
| 89200                  | Settlements & Fines Paid      | 0.00                          | (9,000.00)                    |
|                        | Total Other Income (Expense)  | <u>160,992.87</u>             | <u>1,503,531.02</u>           |
|                        | Net Income                    | <u><u>(\$ 519,974.09)</u></u> | <u><u>\$ 2,495,294.86</u></u> |

# Exhibit I

## Charlotte Perrell

---

**From:** Kim Japinga <[kim@japinga.com](mailto:kim@japinga.com)>  
**Sent:** Thursday, December 20, 2018 12:03 PM  
**To:** Charlotte Perrell; [Carl@hartmann.attorney](mailto:Carl@hartmann.attorney)  
**Cc:** Gregory Hodges; [kim@japinga.com](mailto:kim@japinga.com)  
**Subject:** RE: Charlotte ?????? Are you there? 11 am AST conf ?

Good morning, Charlotte,

We don't need to meet tomorrow, as we are filing a motion to compel now. So, no meeting tomorrow.

Thanks, Kim

**From:** Charlotte Perrell <[Cperrell@dtflaw.com](mailto:Cperrell@dtflaw.com)>  
**Sent:** Thursday, December 20, 2018 10:33 AM  
**To:** [Carl@hartmann.attorney](mailto:Carl@hartmann.attorney)  
**Cc:** Gregory Hodges <[Ghodges@dtflaw.com](mailto:Ghodges@dtflaw.com)>; Japinga, Kim <[kim@japinga.com](mailto:kim@japinga.com)>  
**Subject:** Re: Charlotte ?????? Are you there? 11 am AST conf ?

Carl and Kim,

I am in a meeting and I had this down for tomorrow-Friday at 11 AST. My apologies if I had the wrong day. I am a bit tied up today but can still make the time tomorrow.

Charlotte

Sent from my iPhone

On Dec 20, 2018, at 11:19 AM, Carl Hartmann <[carl@carlhartmann.com](mailto:carl@carlhartmann.com)> wrote:

We called into DTF and they could not locate you.

Are you available?

Carl

**CARL J. HARTMANN III**  
WEBSITE : [WWW.HARTMANN.ATTORNEY](http://WWW.HARTMANN.ATTORNEY)  
EMAIL: [CARL@HARTMANN.ATTORNEY](mailto:CARL@HARTMANN.ATTORNEY)  
ALL FAXES: (202) 403-3750  
D.C. TELEPHONE: (202) 518-2970  
USVI TELEPHONE: (340) 642-4422

**IN THE SUPERIOR COURT OF THE VIRGIN ISLANDS  
DIVISION OF ST. CROIX**

|                                     |   |                          |
|-------------------------------------|---|--------------------------|
| WALEED HAMED, as Executor of the    | ) |                          |
| Estate of MOHAMMAD HAMED,           | ) |                          |
|                                     | ) |                          |
| Plaintiff/Counterclaim Defendant,   | ) | CIVIL NO. SX-12-CV-370   |
| v.                                  | ) |                          |
|                                     | ) |                          |
| FATHI YUSUF and UNITED CORPORATION, | ) | ACTION FOR INJUNCTIVE    |
|                                     | ) | RELIEF, DECLARATORY      |
|                                     | ) | JUDGMENT, AND            |
| Defendants/Counterclaimants,        | ) | PARTNERSHIP DISSOLUTION, |
| v.                                  | ) | WIND UP, AND ACCOUNTING  |
|                                     | ) |                          |
|                                     | ) |                          |
| WALEED HAMED, WAHEED HAMED,         | ) |                          |
| MUFEED HAMED, HISHAM HAMED, and     | ) |                          |
| PLESSEN ENTERPRISES, INC.,          | ) |                          |
|                                     | ) |                          |
| Additional Counterclaim Defendants. | ) | Consolidated With        |
| <hr/>                               |   |                          |
| WALEED HAMED, as Executor of the    | ) |                          |
| Estate of MOHAMMAD HAMED,           | ) |                          |
|                                     | ) |                          |
| Plaintiff,                          | ) | CIVIL NO. SX-14-CV-287   |
| v.                                  | ) |                          |
|                                     | ) |                          |
| UNITED CORPORATION,                 | ) | ACTION FOR DAMAGES AND   |
|                                     | ) | DECLARATORY JUDGMENT     |
|                                     | ) |                          |
| Defendant.                          | ) |                          |
| <hr/>                               |   |                          |
| WALEED HAMED, as Executor of the    | ) |                          |
| Estate of MOHAMMAD HAMED,           | ) |                          |
|                                     | ) |                          |
| Plaintiff,                          | ) | CIVIL NO. SX-14-CV-278   |
| v.                                  | ) |                          |
|                                     | ) |                          |
| FATHI YUSUF,                        | ) | ACTION FOR DEBT AND      |
|                                     | ) | CONVERSION               |
|                                     | ) |                          |
| Defendant.                          | ) |                          |
| <hr/>                               |   |                          |

**YUSUF AND UNITED'S  
NOTICE OF SERVICE OF SUPPLEMENTAL DISCOVERY RESPONSES**



Fathi Yusuf (“Yusuf”) and United Corporation (“United”) through their attorneys, Dudley Newman Feuerzeig LLP, hereby provides Notice that he has filed Supplemental Discovery Responses to Hamed’s

1. Interrogatory No. 27 and RTP 35 – Relating to H-165 - \$176,267.97 in Unclear Accounting Entries; and
2. Interrogatory No. 2 – Relating to Yusuf Claim Y-8 – Water Revenue Owed to United.

to counsel via the CaseAnywhere filing system as set forth below.

Respectfully submitted,

**DUDLEY NEWMAN FEUERZEIG, LLP**

**DATED:** November 4, 2019

By: /s/Charlotte K. Perrell  
**GREGORY H. HODGES** (V.I. Bar No. 174)  
**CHARLOTTE K. PERRELL** (V.I. Bar No. 1281)  
P.O. Box 756  
St. Thomas, VI 00804-0756  
The Tunick Building – Suite 101  
St. Thomas, VI 00802  
Telephone: (340) 774-4422  
E-Mail: [ghodges@dnfvi.com](mailto:ghodges@dnfvi.com)  
[cperrell@dnfvi.com](mailto:cperrell@dnfvi.com)

Attorneys for Fathi Yusuf and United Corporation

**CERTIFICATE OF SERVICE**

It is hereby certified that on this 4th day of November, 2019, I caused the foregoing a true and exact copy of the foregoing **YUSUF'S NOTICE OF SERVICE OF SUPPLEMENTAL DISCOVERY RESPONSES** to be served upon the following via Case Anywhere docketing system:

Joel H. Holt, Esq.  
**LAW OFFICES OF JOEL H. HOLT**  
2132 Company, V.I. 00820  
Email: [joelholtpc@gmail.com](mailto:joelholtpc@gmail.com)

Carl Hartmann, III, Esq.  
5000 Estate Coakley Bay, #L-6  
Christiansted, VI 00820  
Email: [carl@carlhartmann.com](mailto:carl@carlhartmann.com)

Mark W. Eckard, Esq.  
**HAMM & ECKARD, LLP**  
5030 Anchor Way – Suite 13  
Christiansted, St. Croix  
U.S. Virgin Islands 00820-4692  
E-Mail: [mark@markeckard.com](mailto:mark@markeckard.com)

Jeffrey B.C. Moorhead, Esq.  
C.R.T. Building  
1132 King Street  
Christiansted, St. Croix  
U.S. Virgin Islands 00820  
E-Mail: [jeffreymlaw@yahoo.com](mailto:jeffreymlaw@yahoo.com)

The Honorable Edgar D. Ross  
Email: [degarrossjudge@hotmail.com](mailto:degarrossjudge@hotmail.com)

and via U.S. Mail to:

The Honorable Edgar D. Ross  
Master  
P.O. Box 5119  
Kingshill, St. Croix  
U.S. Virgin Islands 00851

Alice Kuo  
5000 Estate Southgate  
Christiansted, St. Croix  
U.S. Virgin Islands 00820

s/Charlotte K. Perrell

**IN THE SUPERIOR COURT OF THE VIRGIN ISLANDS  
DIVISION OF ST. CROIX**

|   |   |                          |
|---|---|--------------------------|
| WALEED HAMED, as Executor of the Estate of MOHAMMAD HAMED,  | ) |                          |
|   | ) |                          |
| Plaintiff/Counterclaim Defendant,   | ) | CIVIL NO. SX-12-CV-370   |
| v.  | ) |                          |
|   | ) | ACTION FOR INJUNCTIVE    |
| FATHI YUSUF and UNITED CORPORATION,   | ) | RELIEF, DECLARATORY      |
|   | ) | JUDGMENT, AND            |
| Defendants/Counterclaimants,  | ) | PARTNERSHIP DISSOLUTION, |
| v.  | ) | WIND UP, AND ACCOUNTING  |
|   | ) |                          |
| WALEED HAMED, WAHEED HAMED, MUFEEED HAMED, HISHAM HAMED, and PLESSEN ENTERPRISES, INC.,<br>Additional Counterclaim Defendants.  | ) | Consolidated With        |
| WALEED HAMED, as Executor of the Estate of MOHAMMAD HAMED,  | ) |                          |
|   | ) | CIVIL NO. SX-14-CV-287   |
| Plaintiff,  | ) |                          |
| v.  | ) | ACTION FOR DAMAGES AND   |
|   | ) | DECLARATORY JUDGMENT     |
| UNITED CORPORATION,   | ) |                          |
|   | ) |                          |
| Defendant.  | ) |                          |
| WALEED HAMED, as Executor of the Estate of MOHAMMAD HAMED,  | ) | CIVIL NO. SX-14-CV-278   |
|   | ) |                          |
| Plaintiff,  | ) | ACTION FOR DEBT AND      |
| v.  | ) | CONVERSION               |
|   | ) |                          |
| FATHI YUSUF,  | ) |                          |
|   | ) |                          |
| Defendant.  | ) |                          |
| FATHI YUSUF and UNITED CORPORATION,   | ) |                          |
|   | ) | CIVIL NO. ST-17-CV-384   |
| Plaintiffs,   | ) |                          |
| v.  | ) | ACTION TO SET ASIDE      |
|   | ) | FRAUDULENT TRANSFERS     |
|   | ) |                          |
| THE ESTATE OF MOHAMMAD HAMED, Waleed Hamed as Executor of the Estate of Mohammad Hamed, and THE MOHAMMAD A. HAMED LIVING TRUST, | ) |                          |
|   | ) |                          |
| Defendants.   | ) |                          |

**SUPPLEMENTAL RESPONSES  
TO HAMED'S DISCOVERY**

Defendant/Counterclaimants Fathi Yusuf ("Yusuf") and United Corporation ("United") through their attorneys, Dudley Newman Feuerzeig, LLP, hereby provide their Supplemental Responses to Hamed's discovery as follows:

**1. Interrogatory No. 2 - Relating to Y-8 – Water Revenue Owed to United**

Yusuf reaffirms his prior responses and objections to Interrogatory No. 2. Yusuf further supplements his responses to Interrogatory No. 2:

Claim Y-8 relates to water that is collected from the roof of the United Shopping Center and from several wells at the shopping center and stored in a nearly 500,000 gallon cistern and a much smaller cistern. In addition to being used for store operations, much of this water was sold to water delivery services in St. Croix who would send their trucks to the United Shopping Center and have them filled there and leave payment with Plaza Extra-East personnel.

The water collection infrastructure, including the wells that were dug, the pumps, piping and the cisterns themselves, were built exclusively with Yusuf's own money, just as all of the improvements to the United Shopping Center property were built with his money (supplemented in part with insurance proceeds paid to United as the result of a fire<sup>1</sup>). United Corporation owns the real estate and all of its improvements, not the partnership. Hamed was aware of and agreed that because the water was collected and stored by equipment that was part of the real estate owned by United, any revenues of sales of water belonged exclusively to United, just as

---

<sup>1</sup> See August 12, 2014 Declaration of Fathi Yusuf, ¶5.

revenues from any rent payments by tenants<sup>2</sup> at the United Shopping Center, belonged exclusively to United.

Hamed has throughout this litigation recognized that all income from rent paid by tenants of the United Shopping Center belonged exclusively to United, and Hamed has never asserted a claim for any portion of those revenues. The partnership's multi-million dollar rent obligation to United, which Judge Brady recognized in his April 27, 2015 Order granting summary judgment to United of course depends on the fact that United Corporation owns the real estate and improvements at the United Shopping Center.

Prior to the indictment in the criminal case that was filed in September 2003, United donated most revenues from water sales to charitable causes. But soon after the indictment, any proceeds from the sale of water were placed into the Plaza Extra accounts or safes at the store, along with grocery sales revenues. While the water sales were for reasons of convenience collected by Plaza Extra-East employees and then deposited into the store accounts that were overseen by a federal monitor, that did not change the fact that the water belonged to United and that any revenues from its sale therefore belonged to United. United's Claim Y-8 seeks the return of (or a credit for) all revenues from sales of its water from the period April 1, 2004 to February 28, 2015, just before the Plaza Extra-East store (which is located at the United Shopping Center) ceased being operated by the partnership under the Court's Wind Up Plan and Order.

Waleed Hamed would have knowledge of the water revenue for the period when Fathi Yusuf was present at Plaza Extra-Tutu. Likewise, Yusuf Yusuf may have knowledge of same.

---

<sup>2</sup>Hamed has throughout this litigation recognized that all income from rent paid by tenants of the United Shopping Center belonged exclusively to United, and Hamed has never asserted a claim for any portion of those revenues. The partnership's multi-million dollar rent obligation to United, which Judge Brady recognized in his April 27, 2015 Order granting summary judgment to United of course depends on the fact that United Corporation owns the real estate and improvements at the United Shopping Center.

As far as receipts go, Yusuf shows that he derived the value of his calculations from a sheet bearing Waleed's handwriting which reflected the values in 1997 and 1998. At present, Yusuf is unable to locate that document but is continuing to make a diligent search for same. Yusuf does not have a price per month but only a calculated average as previously set forth. Yusuf is familiar with the value of the revenues as he coordinated for the transfer of funds from the revenue to the charities for a number of years. Yusuf disputes that the water sales dropped significantly in the 2000's as stated by Hamed in his discovery responses as Waleed never advised that there had been any significant drop or increase in sales during that period.

Respectfully submitted,

**DUDLEY NEWMAN FEUERZEIG LLP**

**DATED:** November 4, 2019

By: /s/Charlotte K. Perrell  
**GREGORY H. HODGES** (V.I. Bar No. 174)  
**CHARLOTTE K. PERRELL** (V.I. Bar No. 1281)  
P.O. Box 756-0756  
St. Thomas, VI 00804  
Telephone: (340) 715-7750  
Facsimile: (340) 715-4400  
E-Mail: [ghodges@dnfvi.com](mailto:ghodges@dnfvi.com)  
[cperrell@dnfvi.com](mailto:cperrell@dnfvi.com)

Attorneys for Fathi Yusuf and United Corporation

**CERTIFICATE OF SERVICE**

It is hereby certified that on this 4<sup>th</sup> day of November, 2019, I caused the foregoing a true and exact copy of the foregoing **SUPPLEMENTAL RESPONSES TO HAMED'S DISCOVERY AS TO INTERROGATORY NO. 2** to be served upon the following via Case Anywhere docketing system:

Joel H. Holt, Esq.  
**LAW OFFICES OF JOEL H. HOLT**  
2132 Company, V.I. 00820  
Email: [joelholtpc@gmail.com](mailto:joelholtpc@gmail.com)

Carl Hartmann, III, Esq.  
5000 Estate Coakley Bay, #L-6  
Christiansted, VI 00820  
Email: [carl@carlhartmann.com](mailto:carl@carlhartmann.com)

Mark W. Eckard, Esq.  
**HAMM & ECKARD, LLP**  
5030 Anchor Way – Suite 13  
Christiansted, St. Croix  
U.S. Virgin Islands 00820-4692  
E-Mail: [mark@markeckard.com](mailto:mark@markeckard.com)

Jeffrey B.C. Moorhead, Esq.  
C.R.T. Building  
1132 King Street  
Christiansted, St. Croix  
U.S. Virgin Islands 00820  
E-Mail: [jeffreymlaw@yahoo.com](mailto:jeffreymlaw@yahoo.com)

s/Charlotte K. Perrell

**VERIFICATION**

I hereby certify under penalty of perjury that the facts contained in each of the foregoing responses to interrogatories are true and correct to the best of my knowledge, information and belief.

Dated: NOV. 4th, 2019

*Paul J. [Signature]* Attesting Individual

TERRITORY OF THE UNITED STATES VIRGIN ISLANDS  
DISTRICT OF ST. CROIX ) ss

On this, the 4 day of NOVEMBER, 2019, before me, the undersigned officer, personally appeared the signor known to me (or satisfactorily proven to be) the person whose name is subscribed to the within document and acknowledged that he/she executed the same for the purpose therein contained.

IN WITNESS WHEREOF, I hereunto set my hand and official seal.

*[Signature]* Notary Public

BERNARD W. LIBURD  
NOTARY PUBLIC 49-17  
MY COMM EXR 6/6/2021  
ST. CROIX, US VIRGIN ISLANDS



**IN THE SUPERIOR COURT OF THE VIRGIN ISLANDS  
DIVISION OF ST. CROIX**

**WALEED HAMED**, as Executor of the )  
Estate of MOHAMMAD HAMED, )  
 )  
Plaintiff/Counterclaim Defendant, )

v. )

**FATHI YUSUF and UNITED CORPORATION**, )  
 )  
Defendants/Counterclaimants, )

v. )

**WALEED HAMED, WAHEED HAMED,** )  
**MUFEED HAMED, HISHAM HAMED,** and )  
**PLESSEN ENTERPRISES, INC.,** )  
 )  
Additional Counterclaim Defendants. )

---

**WALEED HAMED**, as Executor of the )  
Estate of MOHAMMAD HAMED, )  
 )  
Plaintiff, )

v. )

**UNITED CORPORATION**, )  
 )  
Defendant. )

---

**WALEED HAMED**, as Executor of the )  
Estate of MOHAMMAD HAMED, )  
 )  
Plaintiff, )

v. )

**FATHI YUSUF**, )  
 )  
Defendant. )

---

**CIVIL NO. SX-12-CV-370**

**ACTION FOR INJUNCTIVE  
RELIEF, DECLARATORY  
JUDGMENT, AND  
PARTNERSHIP DISSOLUTION,  
WIND UP, AND ACCOUNTING**

**Consolidated With**

**CIVIL NO. SX-14-CV-287**

**ACTION FOR DAMAGES AND  
DECLARATORY JUDGMENT**

**CIVIL NO. SX-14-CV-278**

**ACTION FOR DEBT AND  
CONVERSION**

|   |   |                               |
|---|---|-------------------------------|
| <b>FATHI YUSUF and</b>                            | ) |                               |
| <b>UNITED CORPORATION,</b>                        | ) |                               |
|   | ) |                               |
|   | ) | <b>CIVIL NO. ST-17-CV-384</b> |
| Plaintiffs,                                       | ) |                               |
|   | ) |                               |
| v.  | ) | <b>ACTION TO SET ASIDE</b>    |
|   | ) | <b>FRAUDULENT TRANSFERS</b>   |
| <b>THE ESTATE OF MOHAMMAD HAMED,</b>              | ) |                               |
| <b>WALEED HAMED,</b> as Executor of the Estate of | ) |                               |
| Mohammad Hamed, and <b>THE MOHAMMAD A.</b>        | ) |                               |
| <b>HAMED LIVING TRUST,</b>                        | ) |                               |
|   | ) |                               |
| Defendants.                                       | ) |                               |
| <hr/>   |   |                               |
| <b>KAC357, INC.,</b> a USVI Corporation,          | ) |                               |
|   | ) |                               |
| Plaintiff,  | ) | <b>CASE NO.: SX-18-CV-219</b> |
|   | ) |                               |
| v.  | ) | <b>ACTION FOR DEBT AND</b>    |
|   | ) | <b>UNJUST ENRICHMENT</b>      |
| <b>FATHI YUSUF,</b> a partner, and                | ) |                               |
| <b>THE HAMED-YUSUF PARTNERSHIP</b>                | ) |                               |
| a/k/a <b>THE PLAZA EXTRA SUPERMARKET</b>          | ) |                               |
| <b>PARTNERSHIP,</b>                               | ) |                               |
|   | ) |                               |
| Defendants.                                       | ) |                               |
| <hr/>   |   |                               |

**SUPPLEMENTAL RESPONSES  
TO HAMED’S DISCOVERY**

Defendant/Counterclaimants Fathi Yusuf (“Yusuf”) through his attorneys, Dudley Newman Feuerzeig, LLP, hereby provide their Supplemental Responses to Hamed’s discovery as follows:

- 1. Interrogatory No. 27 and RTP 35– Relating to H-165 \$176,267.97 in Unclear Accounting Entries.**

Yusuf reaffirms his prior responses and objections to Interrogatory No. 27 and RTP 35.

Yusuf further supplements his responses to Interrogatory No. 27 and RTP 35:

Yusuf objects again on the grounds that the responsive information cannot be readily obtained by making reasonable inquiries as these inquiries require the skilled and detailed attention and focus of John Gaffney, the Partnership Accountant as the request relates specifically to a valuation that is the product of Gaffney's work in his role as the Partnership Accountant. Hamed has contended that specific reference to supporting information was not previously made. Again, Yusuf believes his prior responses and objections were sufficient but shows that the following documents constitute specific references to the responding information:

1. Partnership Financial Statement from 2016, 2017, 2018 and June 2019, (already in Hamed's possession, but attached again hereto).
2. January 31, 2017 Email from Gaffney with Partnership Financial Statement and Partnership General Ledger (already in Hamed's possession, but attached again hereto).
3. Partnership Accounts Payable General Ledger as to Current Liabilities updated (attached).
4. Printout of specific charges with explanations from John Gaffney (attached). The substance of information was provided to Hamed when the various Bi-Monthly Reports and supporting documentation was provided. As noted, Hamed previously objected, *inter alia*, to payments to Fathi Yusuf for example in his role as Liquidating Partner.

In its essence, the account is a list of liabilities that the Partnership owes and is anticipated to owe and then pays. The value fluctuates as liabilities are incurred and payments made. As explained before, many of the payments reflect potential tax liabilities, salaries paid to Yusuf as liquidating partner and to John Gaffney as the Partnership Accountant. Gaffney was in communication with Judge Ross as to when those salaries should end and same was reflected in the account. Over time, the amount has diminished as payments were made as to those liabilities. At present, the potential liabilities account is down to \$4,150.95, excluding the potential reserve of \$30,000 possible payment to Gaffney. *See* June 2019 Partnership Financial Statement.

In the event, that additional information regarding these values is necessary, Yusuf shows that he is unable to provide the information beyond simply parroting what John Gaffney may explain. John Gaffney is aware of the information as it is the result of his work as the Partnership Accountant.

Respectfully submitted,

**DUDLEY NEWMAN FEUERZEIG, LLP**

**DATED:** November 4, 2019

By: /s/Charlotte K. Perrell  
**GREGORY H. HODGES** (V.I. Bar No. 174)  
**CHARLOTTE K. PERRELL** (V.I. Bar No. 1281)  
P.O. Box 756  
St. Thomas, VI 00804-0756  
The Tunick Building – Suite 101  
St. Thomas, VI 00802  
Telephone: (340) 774-4422  
E-Mail: [ghodges@dnfvi.com](mailto:ghodges@dnfvi.com)  
[cperrell@dnfvi.com](mailto:cperrell@dnfvi.com)

Attorneys for Fathi Yusuf and United Corporation

**CERTIFICATE OF SERVICE**

It is hereby certified that on this 4<sup>th</sup> day of November, 2019, I served a true and correct copy of the foregoing **SUPPLEMENTAL RESPONSES TO HAMED'S DISCOVERY**, which complies with the page and word limitations set forth in Rule 6-1(e), via email addressed to:

Joel H. Holt, Esq.  
**LAW OFFICES OF JOEL H. HOLT**  
Quinn House - Suite 2  
2132 Company Street  
Christiansted, St. Croix  
U.S. Virgin Islands 00820

E-Mail: [joelholtvi.plaza@gmail.com](mailto:joelholtvi.plaza@gmail.com)

Mark W. Eckard, Esq.  
**ECKARD, P.C.**  
P.O. Box 24849  
Christiansted, St. Croix  
U.S. Virgin Islands 00824

E-Mail: [mark@markeckard.com](mailto:mark@markeckard.com)

Carl J. Hartmann, III, Esq.  
5000 Estate Coakley Bay – Unit L-6  
Christiansted, St. Croix  
U.S. Virgin Islands 00820

E-Mail: [carl@carlhartmann.com](mailto:carl@carlhartmann.com)

Jeffrey B.C. Moorhead, Esq.  
**JEFFREY B.C. MOORHEAD, P.C.**  
C.R.T. Brow Building – Suite 3  
1132 King Street  
Christiansted, St. Croix  
U.S. Virgin Islands 00820

E-Mail: [jeffreymlaw@yahoo.com](mailto:jeffreymlaw@yahoo.com)

/s/Charlotte K. Perrell

**VERIFICATION**

I hereby certify under penalty of perjury that the facts contained in each of the foregoing responses to interrogatories are true and correct to the best of my knowledge, information and belief.

Dated: NOV. 4th, 2019

*Paul J. [Signature]* Attesting Individual

TERRITORY OF THE UNITED STATES VIRGIN ISLANDS  
DISTRICT OF ST. CROIX ) ss

On this, the 4 day of NOVEMBER, 2019, before me, the undersigned officer, personally appeared the signor known to me (or satisfactorily proven to be) the person whose name is subscribed to the within document and acknowledged that he/she executed the same for the purpose therein contained.

IN WITNESS WHEREOF, I hereunto set my hand and official seal.

*[Signature]* Notary Public

BERNARD W. LIBURD  
NOTARY PUBLIC 49-17  
MY COMM. EXR 6/6/2021  
ST. CROIX, US VIRGIN ISLANDS

## Charlotte Perrell

---

**From:** John Gaffney <johngaffney@tampabay.rr.com>  
**Sent:** Tuesday, January 31, 2017 4:45 PM  
**To:** Edgar Ross  
**Cc:** fathiyusuf@yahoo.com; George H.T. Dudley; Gregory H. Hodges; 'Joel Holt'; 'Carl Hartmann'  
**Subject:** 12th Bi-Monthly Report  
**Attachments:** 2016-12 00 Plaza Liquidation Budget.pdf; 2016-12 00 Plaza Liquidation Actual.pdf; 2016-12 00 Plaza Actual P&L.pdf; 2016-12 01 Plaza Pship Fin Statements.pdf; 2016-12 02 Plaza Pship Cash Recons.pdf; 2016-12 03 Plaza Pship Cash Register.pdf; 2016-12 04 Plaza Pship AP Aging.pdf; 2016-12 05 Plaza Pship GL's.pdf; 2016-12 06 BPPR Securities Summary.pdf

Dear Judge Ross,

Attached are the files supporting the 12<sup>th</sup> bi-monthly report. Financials are presented for the period ended 12/31/16.

Regards,

John Gaffney  
(305)332-7094

Plaza Extra Partnership  
Balance Sheet  
As of December 31, 2016 and Prior Year

|                                |                                | As of: | 12/31/16            | 12/31/15               |
|--------------------------------|--------------------------------|--------|---------------------|------------------------|
| <b>ASSETS</b>                  |                                |        |                     |                        |
| Current Assets                 |                                |        |                     |                        |
| 10300                          | Cash in Bank - Operating       | \$     | 0.00                | (\$ 15,145.11)         |
| 10350                          | Cash in Bank - Payroll         |        | 0.00                | (625.79)               |
| 10600                          | Cash - Bank Claims 9091        |        | 454,162.15          | 1,648,436.13           |
| 10700                          | Cash - Bank Liquid 9075        |        | 125,365.24          | 125,605.24             |
| 13100                          | Prepaid Insurance              |        | 0.00                | 38,656.92              |
| 14600                          | Due from (to) Hamed            |        | 0.00                | 524.67                 |
| 15100                          | Marketable Securities - BPPR   |        | 8,369,401.67        | 8,091,374.55           |
| 15150                          | Unrealized (Gain) Loss-BPPR    |        | (57,590.78)         | 72,824.35              |
|                                | Total Current Assets           |        | 8,891,338.28        | 9,961,650.96           |
| Property and Equipment         |                                |        |                     |                        |
|                                | Total Property and Equipment   |        | 0.00                | 0.00                   |
| Other Assets                   |                                |        |                     |                        |
|                                | Total Other Assets             |        | 0.00                | 0.00                   |
|                                | Total Assets                   | \$     | <u>8,891,338.28</u> | <u>\$ 9,961,650.96</u> |
| <b>LIABILITIES AND CAPITAL</b> |                                |        |                     |                        |
| Current Liabilities            |                                |        |                     |                        |
| 20000                          | Accounts Payable - Trade       | \$     | 137,114.78          | \$ 80,866.12           |
| 23000                          | Accrued Expenses               |        | 30,000.00           | 73,300.00              |
|                                | Total Current Liabilities      |        | 167,114.78          | 154,166.12             |
| Long-Term Liabilities          |                                |        |                     |                        |
|                                | Total Long-Term Liabilities    |        | 0.00                | 0.00                   |
|                                | Total Liabilities              |        | 167,114.78          | 154,166.12             |
| Capital                        |                                |        |                     |                        |
| 33000                          | Dividend Distrib's (Ptr Draws) |        | (563,287.25)        | (41,838,791.22)        |
| 39000                          | Retained Earnings              |        | 9,807,484.84        | 49,150,981.20          |
|                                | Net Income                     |        | (519,974.09)        | 2,495,294.86           |
|                                | Total Capital                  |        | 8,724,223.50        | 9,807,484.84           |
|                                | Total Liabilities & Capital    | \$     | <u>8,891,338.28</u> | <u>\$ 9,961,650.96</u> |





Plaza Extra Partnership  
Income Statement  
For the Twelve Months Ending December 31, 2016

|                           | Year Ended:                    | 12/31/16   | 12/31/15         |
|---------------------------|--------------------------------|------------|------------------|
| <b>Revenues</b>           |                                |            |                  |
| 40000                     | Revenue - Sales                | \$ 0.00    | \$ 22,588,317.54 |
| 40800                     | Revenue - Less Pharmacy Sales  | 0.00       | (143,332.60)     |
| 41000                     | Revenue - Net Lotto Sales      | 0.00       | 5,711.52         |
| 42000                     | Revenue - Net Phone Card Sales | 0.00       | 12,459.00        |
| 47000                     | Revenue - Miscellaneous Sales  | (50.00)    | 64,285.87        |
| 48000                     | Revenue - Sales Discounts      | (3,680.00) | (282,606.98)     |
| 49000                     | Revenue - Rental Income        | 0.00       | 9,000.00         |
|                           | Total Revenues                 | (3,730.00) | 22,253,834.35    |
| <b>Cost of Sales</b>      |                                |            |                  |
| 50000                     | COS - Purchases                | (410.00)   | 12,778,564.70    |
| 50900                     | COS - Inventory Adjustments    | 0.00       | 224,479.87       |
| 51000                     | COS - Freight Expense          | 260.00     | 816,482.07       |
| 52000                     | COS - Excise Tax Expense       | 0.00       | 110,008.18       |
| 52200                     | COS - US Customs Expense       | 2,250.00   | 167,163.79       |
| 52400                     | COS - Broker Fees              | 0.00       | 1,107.00         |
| 54000                     | COS - Supplies                 | 0.00       | 10,811.22        |
| 58000                     | COS - Less Vendor Rebates      | 0.00       | (617,549.85)     |
|                           | Total Cost of Sales            | 2,100.00   | 13,491,066.98    |
|                           | Gross Profit                   | (5,830.00) | 8,762,767.37     |
| <b>Operating Expenses</b> |                                |            |                  |
| 60000                     | Accounting Fees                | 1,550.00   | 18,315.00        |
| 60100                     | Advertising & Promotion        | 0.00       | 71,565.35        |
| 60500                     | Auto Expenses                  | 0.00       | 1,048.28         |
| 60700                     | Bad Debts Expense              | 0.00       | 31,341.06        |
| 60800                     | Bank Charges                   | 240.00     | 18,982.57        |
| 61000                     | Cash Short (Over)              | 0.00       | 50,408.96        |
| 61050                     | CC Batch (Over) Short          | 0.00       | (15,182.70)      |
| 61100                     | Charitable Contributions       | 0.00       | 150.00           |
| 61200                     | Computer Supplies & Expense    | 0.00       | 4,714.45         |
| 61300                     | Contract Labor Expense         | 45,000.00  | 98,395.98        |
| 61800                     | Depreciation Expense           | 0.00       | 65,109.99        |
| 62100                     | Education Assistance Expense   | 0.00       | 2,000.00         |
| 62300                     | Employee Benefits Expense      | 0.00       | 1,600.00         |
| 63000                     | Insurance - Emp Health         | 397.61     | 113,478.35       |
| 63200                     | Insurance - Gen Liability      | 50,000.40  | 223,586.23       |
| 63400                     | Insurance - Property           | 0.00       | 187,444.27       |
| 63600                     | Insurance - Workers' Comp      | 317.99     | 27,506.08        |
| 64500                     | Legal Fees Expense             | 70,295.30  | 300,873.32       |
| 64900                     | Meals & Entertainment Expense  | 0.00       | 2,780.02         |
| 65100                     | Merchant Fees - MC/Visa/Amex   | 0.00       | 259,725.80       |
| 65200                     | Merchant Fees - Telecheck      | 0.00       | 6,505.35         |
| 65300                     | NSF Checks Expense             | 0.00       | (4,299.91)       |
| 65500                     | Office Supplies & Expense      | 0.00       | 6,935.48         |
| 65700                     | Postage & Overnight Delivery   | 0.00       | 2,149.43         |
| 65900                     | Physical Inventory Expense     | 0.00       | 71,654.91        |
| 66000                     | Rent Expense - Buildings       | 0.00       | 669,775.94       |

Internally Prepared

Plaza Extra Partnership  
Income Statement  
For the Twelve Months Ending December 31, 2016

|                        | Year Ended:                   | 12/31/16                      | 12/31/15                      |
|------------------------|-------------------------------|-------------------------------|-------------------------------|
| 66400                  | Rent Expense - Other          | 8,880.66                      | 4,883.31                      |
| 66700                  | Repairs & Maintenance Expense | 0.00                          | 234,688.36                    |
| 66900                  | Security Expense              | 0.00                          | 11,066.42                     |
| 67000                  | Taxes - Gross Receipts        | 0.00                          | 1,156,679.56                  |
| 67200                  | Taxes - Empr FICA & Medicare  | 0.00                          | 188,216.20                    |
| 67400                  | Taxes - Empr FUTA Expense     | 65,826.29                     | 37,727.99                     |
| 67500                  | Taxes - Empr VI Unemp         | 38,751.42                     | 47,756.21                     |
| 67600                  | Taxes - Licenses              | 0.00                          | 1,200.00                      |
| 67900                  | Taxes - Penalties             | 0.00                          | 1,746.28                      |
| 68000                  | Telephone Expense             | 0.00                          | 12,986.72                     |
| 68100                  | Trash Removal                 | 0.00                          | 16,841.00                     |
| 68200                  | Travel & Hotels Expense       | 8,500.00                      | 15,448.84                     |
| 68400                  | Utilities - Electric          | 0.00                          | 1,078,100.15                  |
| 68600                  | Utilities - Gas & Diesel      | 0.00                          | 10,388.49                     |
| 68800                  | Utilities - Water             | 0.00                          | 10,387.82                     |
| 69000                  | Wages - Officer Salaries      | 297,881.00                    | 260,653.22                    |
| 69200                  | Wages - Managers              | 87,496.29                     | 718,959.39                    |
| 69300                  | Wages - Other                 | 0.00                          | 1,745,252.64                  |
| 69400                  | Wages - Bonuses               | 0.00                          | 1,000.00                      |
| 69500                  | Wages - Vacation              | 0.00                          | 456.72                        |
|                        | Total Operating Expenses      | <u>675,136.96</u>             | <u>7,771,003.53</u>           |
|                        | Net Operating Income          | <u>(680,966.96)</u>           | <u>991,763.84</u>             |
| Other Income (Expense) |                               |                               |                               |
| 80000                  | Other Income (Expense)        | 13,131.83                     | 42,366.44                     |
| 80100                  | Interest Income - Taxable     | 249.05                        | 157,097.72                    |
| 80150                  | Interest Income - Nontaxable  | 178,159.03                    | 471,397.37                    |
| 80200                  | Dividend Income               | 82,308.09                     | 95,050.85                     |
| 80800                  | Broker & Account Mgt Fees     | (52,571.43)                   | (90,064.35)                   |
| 81100                  | Proceeds from Securities Sold | 817,845.72                    | 31,568,057.86                 |
| 81200                  | Cost of Securities Sold       | (824,167.34)                  | (30,657,894.75)               |
| 81300                  | Basis Adj's Securities Sold   | (66,569.15)                   | (106,243.32)                  |
| 83100                  | ST Cap Gain Distrib's - BPPR  | 208.97                        | 181.48                        |
| 83200                  | LT Cap Gain Distrib's - BPPR  | 12,398.10                     | 32,581.72                     |
| 89200                  | Settlements & Fines Paid      | 0.00                          | (9,000.00)                    |
|                        | Total Other Income (Expense)  | <u>160,992.87</u>             | <u>1,503,531.02</u>           |
|                        | Net Income                    | <u><u>(\$ 519,974.09)</u></u> | <u><u>\$ 2,495,294.86</u></u> |

Plaza Extra Partnership  
Balance Sheet  
As of December 31, 2017 and 2016

|                                |                                | 12/31/17        | 12/31/16        |
|--------------------------------|--------------------------------|-----------------|-----------------|
| <b>ASSETS</b>                  |                                |                 |                 |
| Current Assets                 |                                |                 |                 |
| 10600                          | Cash - Bank Claims 9091        | \$ 332,197.67   | \$ 454,162.15   |
| 10700                          | Cash - Bank Liquid 9075        | 125,125.24      | 125,365.24      |
| 15100                          | Marketable Securities - BPPR   | 9,100,817.60    | 8,369,401.67    |
| 15150                          | Unrealized (Gain) Loss-BPPR    | (593,013.21)    | (57,590.78)     |
|                                | Total Current Assets           | 8,965,127.30    | 8,891,338.28    |
| Property and Equipment         |                                |                 |                 |
|                                | Total Property and Equipment   | 0.00            | 0.00            |
| Other Assets                   |                                |                 |                 |
| 19000                          | Deposits                       | 1,515.42        | 0.00            |
|                                | Total Other Assets             | 1,515.42        | 0.00            |
|                                | Total Assets                   | \$ 8,966,642.72 | \$ 8,891,338.28 |
| <b>LIABILITIES AND CAPITAL</b> |                                |                 |                 |
| Current Liabilities            |                                |                 |                 |
| 20000                          | Accounts Payable - Trade       | \$ 38,348.60    | \$ 137,114.78   |
| 23000                          | Accrued Expenses               | 30,000.00       | 30,000.00       |
|                                | Total Current Liabilities      | 68,348.60       | 167,114.78      |
| Long-Term Liabilities          |                                |                 |                 |
|                                | Total Long-Term Liabilities    | 0.00            | 0.00            |
|                                | Total Liabilities              | 68,348.60       | 167,114.78      |
| Capital                        |                                |                 |                 |
| 33000                          | Dividend Distrib's (Ptr Draws) | 0.00            | (563,287.25)    |
| 39000                          | Retained Earnings              | 8,724,223.50    | 9,807,484.84    |
|                                | Net Income                     | 174,070.62      | (519,974.09)    |
|                                | Total Capital                  | 8,898,294.12    | 8,724,223.50    |
|                                | Total Liabilities & Capital    | \$ 8,966,642.72 | \$ 8,891,338.28 |



Plaza Extra Partnership  
Income Statement  
For the Years Ended December 31, 2017 and 2016

|                               |                                     | 12/31/17             | 12/31/16               |
|-------------------------------|-------------------------------------|----------------------|------------------------|
| <b>Revenues</b>               |                                     |                      |                        |
| 47000                         | Revenue - Miscellaneous Sales       | \$ 0.00              | (\$ 50.00)             |
| 48000                         | Revenue - Sales Discounts           | 0.00                 | (3,680.00)             |
|                               | <b>Total Revenues</b>               | <b>0.00</b>          | <b>(3,730.00)</b>      |
| <b>Cost of Sales</b>          |                                     |                      |                        |
| 50000                         | COS - Purchases                     | 0.00                 | (410.00)               |
| 51000                         | COS - Freight Expense               | 0.00                 | 260.00                 |
| 52200                         | COS - US Customs Expense            | 0.00                 | 2,250.00               |
|                               | <b>Total Cost of Sales</b>          | <b>0.00</b>          | <b>2,100.00</b>        |
|                               | <b>Gross Profit</b>                 | <b>0.00</b>          | <b>(5,830.00)</b>      |
| <b>Operating Expenses</b>     |                                     |                      |                        |
| 60000                         | Accounting Fees                     | 13,855.00            | 1,550.00               |
| 60800                         | Bank Charges                        | 381.80               | 240.00                 |
| 61300                         | Contract Labor Expense              | 25,800.00            | 45,000.00              |
| 63000                         | Insurance - Emp Health              | 0.00                 | 397.61                 |
| 63200                         | Insurance - Gen Liability           | 0.00                 | 50,000.40              |
| 63600                         | Insurance - Workers' Comp           | 0.00                 | 317.99                 |
| 64500                         | Legal Fees Expense                  | 15,372.10            | 70,295.30              |
| 66400                         | Rent Expense - Other                | 7,544.48             | 8,880.66               |
| 67200                         | Taxes - Empr FICA & Medicare        | 37,448.60            | 0.00                   |
| 67400                         | Taxes - Empr FUTA Expense           | (74,779.10)          | 65,826.29              |
| 67500                         | Taxes - Empr VI Unemp               | 0.00                 | 38,751.42              |
| 68200                         | Travel & Hotels Expense             | 0.00                 | 8,500.00               |
| 68400                         | Utilities - Electric                | 800.00               | 0.00                   |
| 69000                         | Wages - Officer Salaries            | 0.00                 | 297,881.00             |
| 69200                         | Wages - Managers                    | 0.00                 | 87,496.29              |
|                               | <b>Total Operating Expenses</b>     | <b>26,422.88</b>     | <b>675,136.96</b>      |
|                               | <b>Net Operating Income</b>         | <b>(26,422.88)</b>   | <b>(680,966.96)</b>    |
| <b>Other Income (Expense)</b> |                                     |                      |                        |
| 80000                         | Other Income (Expense)              | 4,500.00             | 13,131.83              |
| 80100                         | Interest Income - Taxable           | 0.00                 | 249.05                 |
| 80150                         | Interest Income - Nontaxable        | 176,435.07           | 178,159.03             |
| 80200                         | Dividend Income                     | 92,410.00            | 82,308.09              |
| 80800                         | Broker & Account Mgt Fees           | (55,140.72)          | (52,571.43)            |
| 81100                         | Proceeds from Securities Sold       | 891,456.25           | 817,845.72             |
| 81200                         | Cost of Securities Sold             | (852,582.15)         | (824,167.34)           |
| 81300                         | Basis Adj's Securities Sold         | (73,521.00)          | (66,569.15)            |
| 83100                         | ST Cap Gain Distrib's - BPPR        | 300.03               | 208.97                 |
| 83200                         | LT Cap Gain Distrib's - BPPR        | 16,636.02            | 12,398.10              |
|                               | <b>Total Other Income (Expense)</b> | <b>200,493.50</b>    | <b>160,992.87</b>      |
|                               | <b>Net Income</b>                   | <b>\$ 174,070.62</b> | <b>(\$ 519,974.09)</b> |

Plaza Extra Partnership  
Balance Sheet  
As of December 31, 2018 and 2017

|                                |                                | <u>As of 12/31/18</u>         | <u>As of 12/31/17</u>         |
|--------------------------------|--------------------------------|-------------------------------|-------------------------------|
| <b>ASSETS</b>                  |                                |                               |                               |
| Current Assets                 |                                |                               |                               |
| 10600                          | Cash - Bank Claims 9091        | \$ 289,139.80                 | \$ 332,197.67                 |
| 10700                          | Cash - Bank Liquid 9075        | 124,885.24                    | 125,125.24                    |
| 14000                          | Due from (to) Yusuf's          | 44,619.28                     | 0.00                          |
| 15100                          | Marketable Securities - BPPR   | 8,784,531.90                  | 9,100,817.60                  |
| 15150                          | Unrealized (Gain) Loss-BPPR    | <u>(48,512.47)</u>            | <u>(593,013.21)</u>           |
|                                | Total Current Assets           | 9,194,663.75                  | 8,965,127.30                  |
| Property and Equipment         |                                |                               |                               |
|                                | Total Property and Equipment   | <u>0.00</u>                   | <u>0.00</u>                   |
| Other Assets                   |                                |                               |                               |
| 19000                          | Deposits                       | <u>1,553.30</u>               | <u>1,515.42</u>               |
|                                | Total Other Assets             | <u>1,553.30</u>               | <u>1,515.42</u>               |
|                                | Total Assets                   | <u><u>\$ 9,196,217.05</u></u> | <u><u>\$ 8,966,642.72</u></u> |
| <b>LIABILITIES AND CAPITAL</b> |                                |                               |                               |
| Current Liabilities            |                                |                               |                               |
| 20000                          | Accounts Payable - Trade       | \$ 38,798.60                  | \$ 38,348.60                  |
| 23000                          | Accrued Expenses               | <u>30,000.00</u>              | <u>30,000.00</u>              |
|                                | Total Current Liabilities      | 68,798.60                     | 68,348.60                     |
| Long-Term Liabilities          |                                |                               |                               |
|                                | Total Long-Term Liabilities    | <u>0.00</u>                   | <u>0.00</u>                   |
|                                | Total Liabilities              | 68,798.60                     | 68,348.60                     |
| Capital                        |                                |                               |                               |
| 33000                          | Dividend Distrib's (Ptr Draws) | 237,879.03                    | 0.00                          |
| 39000                          | Retained Earnings              | 8,898,294.12                  | 8,724,223.50                  |
|                                | Net Income                     | <u>(8,754.70)</u>             | <u>174,070.62</u>             |
|                                | Total Capital                  | <u>9,127,418.45</u>           | <u>8,898,294.12</u>           |
|                                | Total Liabilities & Capital    | <u><u>\$ 9,196,217.05</u></u> | <u><u>\$ 8,966,642.72</u></u> |

Plaza Extra Partnership  
Income Statement  
For the Years Ended December 31, 2018 and 2017

|                        |                               | <u>12/31/18</u>             | <u>12/31/17</u>             |
|------------------------|-------------------------------|-----------------------------|-----------------------------|
| Revenues               |                               |                             |                             |
|                        | Total Revenues                | <u>0.00</u>                 | <u>0.00</u>                 |
| Cost of Sales          |                               |                             |                             |
| 50000                  | COS - Purchases               | \$ <u>65.72</u>             |                             |
|                        | Total Cost of Sales           | <u>65.72</u>                | <u>0.00</u>                 |
|                        | Gross Profit                  | <u>(65.72)</u>              | <u>0.00</u>                 |
| Operating Expenses     |                               |                             |                             |
| 60000                  | Accounting Fees               | 7,107.00                    | \$ 13,855.00                |
| 60800                  | Bank Charges                  | 240.00                      | 381.80                      |
| 61300                  | Contract Labor Expense        | 27,800.00                   | 25,800.00                   |
| 63900                  | Interest Expense              | 9,405.31                    | 0.00                        |
| 64500                  | Legal Fees Expense            | 0.00                        | 15,372.10                   |
| 66400                  | Rent Expense - Other          | 8,497.27                    | 7,544.48                    |
| 67200                  | Taxes - Empr FICA & Medicare  | 0.00                        | 37,448.60                   |
| 67400                  | Taxes - Empr FUTA Expense     | 0.00                        | (74,779.10)                 |
| 68400                  | Utilities - Electric          | <u>183,854.44</u>           | <u>800.00</u>               |
|                        | Total Operating Expenses      | <u>236,904.02</u>           | <u>26,422.88</u>            |
|                        | Net Operating Income          | <u>(236,969.74)</u>         | <u>(26,422.88)</u>          |
| Other Income (Expense) |                               |                             |                             |
| 80000                  | Other Income (Expense)        | 0.00                        | 4,500.00                    |
| 80150                  | Interest Income - Nontaxable  | 186,840.28                  | 176,435.07                  |
| 80200                  | Dividend Income               | 114,187.01                  | 92,410.00                   |
| 80800                  | Broker & Account Mgt Fees     | (57,492.40)                 | (55,140.72)                 |
| 81100                  | Proceeds from Securities Sold | 915,473.78                  | 891,456.25                  |
| 81200                  | Cost of Securities Sold       | (864,266.56)                | (852,582.15)                |
| 81300                  | Basis Adj's Securities Sold   | (83,714.44)                 | (73,521.00)                 |
| 83100                  | ST Cap Gain Distrib's - BPPR  | 0.00                        | 300.03                      |
| 83200                  | LT Cap Gain Distrib's - BPPR  | <u>17,187.37</u>            | <u>16,636.02</u>            |
|                        | Total Other Income (Expense)  | <u>228,215.04</u>           | <u>200,493.50</u>           |
|                        | Net Income                    | <u><u>(\$ 8,754.70)</u></u> | <u><u>\$ 174,070.62</u></u> |

Plaza Extra Partnership  
Balance Sheet  
As of June 30, 2019 and Last Year End

|                                |                                | <u>As of 06/30/19</u>         | <u>As of 12/31/18</u>         |
|--------------------------------|--------------------------------|-------------------------------|-------------------------------|
| <b>ASSETS</b>                  |                                |                               |                               |
| Current Assets                 |                                |                               |                               |
| 10600                          | Cash - Bank Claims 9091        | \$ 282,770.90                 | \$ 289,139.80                 |
| 10700                          | Cash - Bank Liquid 9075        | 124,765.24                    | 124,885.24                    |
| 14000                          | Due from (to) Yusufs           | 44,619.28                     | 44,619.28                     |
| 15100                          | Marketable Securities - BPPR   | 9,458,239.87                  | 8,784,531.90                  |
| 15150                          | Unrealized (Gain) Loss-BPPR    | <u>(646,363.88)</u>           | <u>(48,512.47)</u>            |
|                                | Total Current Assets           | 9,264,031.41                  | 9,194,663.75                  |
| Property and Equipment         |                                |                               |                               |
|                                | Total Property and Equipment   | <u>0.00</u>                   | <u>0.00</u>                   |
| Other Assets                   |                                |                               |                               |
| 19000                          | Deposits                       | <u>1,584.36</u>               | <u>1,553.30</u>               |
|                                | Total Other Assets             | <u>1,584.36</u>               | <u>1,553.30</u>               |
|                                | Total Assets                   | <u><u>\$ 9,265,615.77</u></u> | <u><u>\$ 9,196,217.05</u></u> |
| <b>LIABILITIES AND CAPITAL</b> |                                |                               |                               |
| Current Liabilities            |                                |                               |                               |
| 20000                          | Accounts Payable - Trade       | \$ 4,150.95                   | \$ 38,798.60                  |
| 23000                          | Accrued Expenses               | <u>30,000.00</u>              | <u>30,000.00</u>              |
|                                | Total Current Liabilities      | 34,150.95                     | 68,798.60                     |
| Long-Term Liabilities          |                                |                               |                               |
|                                | Total Long-Term Liabilities    | <u>0.00</u>                   | <u>0.00</u>                   |
|                                | Total Liabilities              | 34,150.95                     | 68,798.60                     |
| Capital                        |                                |                               |                               |
| 33000                          | Dividend Distrib's (Ptr Draws) | 0.00                          | 237,879.03                    |
| 39000                          | Retained Earnings              | 9,127,418.45                  | 8,898,294.12                  |
|                                | Net Income                     | <u>104,046.37</u>             | <u>(8,754.70)</u>             |
|                                | Total Capital                  | <u>9,231,464.82</u>           | <u>9,127,418.45</u>           |
|                                | Total Liabilities & Capital    | <u><u>\$ 9,265,615.77</u></u> | <u><u>\$ 9,196,217.05</u></u> |

Plaza Extra Partnership  
Income Statement  
For the Six Months Ending June 30, 2019

|                                     | YTD Through: | <u>06/30/19</u>      | <u>12/31/18</u>      |
|-------------------------------------|--------------|----------------------|----------------------|
| Revenues                            |              |                      |                      |
| Total Revenues                      |              | <u>0.00</u>          | <u>0.00</u>          |
| Cost of Sales                       |              |                      |                      |
| 50000 COS - Purchases               |              |                      | \$ <u>65.72</u>      |
| Total Cost of Sales                 |              | <u>0.00</u>          | <u>65.72</u>         |
| Gross Profit                        |              | <u>0.00</u>          | <u>(65.72)</u>       |
| Operating Expenses                  |              |                      |                      |
| 60000 Accounting Fees               | \$           | 4,409.00             | 7,107.00             |
| 60800 Bank Charges                  |              | 120.00               | 240.00               |
| 61300 Contract Labor Expense        |              | 0.00                 | 27,800.00            |
| 63900 Interest Expense              |              | 0.00                 | 9,405.31             |
| 64500 Legal Fees Expense            |              | 0.00                 | 0.00                 |
| 66400 Rent Expense - Other          |              | 4,729.79             | 8,497.27             |
| 67200 Taxes - Empr FICA & Medicare  |              | (37,448.60)          | 0.00                 |
| 67400 Taxes - Empr FUTA Expense     |              | 0.00                 | 0.00                 |
| 68400 Utilities - Electric          |              | 0.00                 | 183,854.44           |
| Total Operating Expenses            |              | <u>(28,189.81)</u>   | <u>236,904.02</u>    |
| Net Operating Income                |              | <u>28,189.81</u>     | <u>(236,969.74)</u>  |
| Other Income (Expense)              |              |                      |                      |
| 80000 Other Income (Expense)        |              |                      | 0.00                 |
| 80150 Interest Income - Nontaxable  |              | 86,055.56            | 186,840.28           |
| 80200 Dividend Income               |              | 46,592.54            | 114,187.01           |
| 80800 Broker & Account Mgt Fees     |              | (27,830.86)          | (57,492.40)          |
| 81100 Proceeds from Securities Sold |              | 377,924.39           | 915,473.78           |
| 81200 Cost of Securities Sold       |              | (367,964.49)         | (864,266.56)         |
| 81300 Basis Adj's Securities Sold   |              | (38,920.58)          | (83,714.44)          |
| 83100 ST Cap Gain Distrib's - BPPR  |              |                      | 0.00                 |
| 83200 LT Cap Gain Distrib's - BPPR  |              |                      | 17,187.37            |
| Total Other Income (Expense)        |              | <u>75,856.56</u>     | <u>228,215.04</u>    |
| Net Income                          |              | <u>\$ 104,046.37</u> | <u>(\$ 8,754.70)</u> |



**Plaza East (Pship)**  
**General Ledger**  
**For the Period From Aug 1, 2016 to Jun 30, 2019**

| Account | Acct Descr | Date     | Reference    | Jrnl | Trans Description            | Debit Amt  | Credit Amt | Balance            |
|---------|------------|----------|--------------|------|------------------------------|------------|------------|--------------------|
| 20000   | AP - Trade | 8/1/16   |              |      | Beginning Balance            |            |            | <b>-196,059.85</b> |
| 20000   | AP - Trade | 8/9/16   | CM16-0719-01 | PJ   | UNITED CORPORATION           | 50,000.00  |            |                    |
| 20000   | AP - Trade | 8/12/16  | 321CM        | PJ   | UNITED CORPORATION           | 71,280.75  |            |                    |
| 20000   | AP - Trade | 8/12/16  | CRA321       | CDJ  | UNITED CORPORATION - Invoice | 28,084.75  |            |                    |
| 20000   | AP - Trade | 8/12/16  | CRA321       | CDJ  | UNITED CORPORATION - Invoice | 1,000.00   |            |                    |
| 20000   | AP - Trade | 8/12/16  | CRA321       | CDJ  | UNITED CORPORATION - Invoice | 8,612.00   |            |                    |
| 20000   | AP - Trade | 8/12/16  | CRA321       | CDJ  | UNITED CORPORATION - Invoice | 22,319.00  |            |                    |
| 20000   | AP - Trade | 8/12/16  | CRA321       | CDJ  | UNITED CORPORATION - Invoice | 1,000.00   |            |                    |
| 20000   | AP - Trade | 8/12/16  | CRA321       | CDJ  | UNITED CORPORATION - Invoice |            | 500.00     |                    |
| 20000   | AP - Trade | 8/12/16  | CRA321       | CDJ  | UNITED CORPORATION - Invoice |            | 71,280.75  |                    |
| 20000   | AP - Trade | 8/12/16  | CRA321       | CDJ  | UNITED CORPORATION - Invoice | 10,765.00  |            |                    |
| 20000   | AP - Trade | 8/13/16  | 16-0813-01   | PJ   | UNITED CORPORATION           |            | 40.00      |                    |
| 20000   | AP - Trade | 8/17/16  | 16-0817-01   | PJ   | VI EMPLOYMENT SECURITY AG    |            | 38,449.90  |                    |
| 20000   | AP - Trade | 8/30/16  | 16-0813-01CM | PJ   | UNITED CORPORATION           | 40.00      |            |                    |
| 20000   | AP - Trade | 8/31/16  | 16-0831-01   | PJ   | UNITED CORPORATION           |            | 27,898.75  |                    |
| 20000   | AP - Trade | 8/31/16  | 16-0831-02   | PJ   | UNITED CORPORATION           |            | 5,381.62   |                    |
| 20000   | AP - Trade | 8/31/16  | 16-0831-03   | PJ   | UNITED CORPORATION           |            | 500.00     |                    |
| 20000   | AP - Trade |          |              |      | Current Period Change        | 193,101.50 | 144,051.02 | 49,050.48          |
| 20000   | AP - Trade | 9/1/16   |              |      | Beginning Balance            |            |            | <b>-147,009.37</b> |
| 20000   | AP - Trade | 9/30/16  | 16-0930-01   | PJ   | UNITED CORPORATION           |            | 22,319.00  |                    |
| 20000   | AP - Trade | 9/30/16  | 16-0930-02   | PJ   | UNITED CORPORATION           |            | 4,305.12   |                    |
| 20000   | AP - Trade | 9/30/16  | 16-0930-03   | PJ   | UNITED CORPORATION           |            | 500.00     |                    |
| 20000   | AP - Trade |          |              |      | Current Period Change        |            | 27,124.12  | -27,124.12         |
| 20000   | AP - Trade | 10/1/16  |              |      | Beginning Balance            |            |            | <b>-174,133.49</b> |
| 20000   | AP - Trade | 10/7/16  | CM16-0930    | PJ   | UNITED CORPORATION           | 60,904.49  |            |                    |
| 20000   | AP - Trade | 10/7/16  | CRA326       | CDJ  | UNITED CORPORATION - Invoice | 5,381.62   |            |                    |
| 20000   | AP - Trade | 10/7/16  | CRA326       | CDJ  | UNITED CORPORATION - Invoice |            | 60,904.49  |                    |
| 20000   | AP - Trade | 10/7/16  | CRA326       | CDJ  | UNITED CORPORATION - Invoice | 22,319.00  |            |                    |
| 20000   | AP - Trade | 10/7/16  | CRA326       | CDJ  | UNITED CORPORATION - Invoice | 500.00     |            |                    |
| 20000   | AP - Trade | 10/7/16  | CRA326       | CDJ  | UNITED CORPORATION - Invoice | 500.00     |            |                    |
| 20000   | AP - Trade | 10/7/16  | CRA326       | CDJ  | UNITED CORPORATION - Invoice | 27,898.75  |            |                    |
| 20000   | AP - Trade | 10/7/16  | CRA326       | CDJ  | UNITED CORPORATION - Invoice | 4,305.12   |            |                    |
| 20000   | AP - Trade | 10/31/16 | 16-1031-03   | PJ   | UNITED CORPORATION           |            | 500.00     |                    |
| 20000   | AP - Trade | 10/31/16 | 16-1031-01   | PJ   | UNITED CORPORATION           |            | 22,319.00  |                    |
| 20000   | AP - Trade | 10/31/16 | 16-1031-02   | PJ   | UNITED CORPORATION           |            | 4,305.12   |                    |
| 20000   | AP - Trade |          |              |      | Current Period Change        | 121,808.98 | 88,028.61  | 33,780.37          |
| 20000   | AP - Trade | 11/1/16  |              |      | Beginning Balance            |            |            | <b>-140,353.12</b> |
| 20000   | AP - Trade | 11/23/16 | CM16-1031    | PJ   | UNITED CORPORATION           | 27,124.12  |            |                    |
| 20000   | AP - Trade | 11/23/16 | CRA332       | CDJ  | UNITED CORPORATION - Invoice | 4,305.12   |            |                    |
| 20000   | AP - Trade | 11/23/16 | CRA332       | CDJ  | UNITED CORPORATION - Invoice | 500.00     |            |                    |
| 20000   | AP - Trade | 11/23/16 | CRA332       | CDJ  | UNITED CORPORATION - Invoice |            | 27,124.12  |                    |
| 20000   | AP - Trade | 11/23/16 | CRA332       | CDJ  | UNITED CORPORATION - Invoice | 22,319.00  |            |                    |
| 20000   | AP - Trade | 11/30/16 | 16-0817-01CM | PJ   | VI EMPLOYMENT SECURITY AG    | 38,449.90  |            |                    |
| 20000   | AP - Trade | 11/30/16 | 16-1101-01   | PJ   | UNITED CORPORATION           |            | 27,898.75  |                    |
| 20000   | AP - Trade | 11/30/16 | 16-1130-02   | PJ   | UNITED CORPORATION           |            | 5,381.40   |                    |
| 20000   | AP - Trade |          |              |      | Current Period Change        | 92,698.14  | 60,404.27  | 32,293.87          |
| 20000   | AP - Trade | 12/1/16  |              |      | Beginning Balance            |            |            | <b>-108,059.25</b> |
| 20000   | AP - Trade | 12/31/16 | 16-1231-01   | PJ   | UNITED CORPORATION           |            | 22,319.00  |                    |
| 20000   | AP - Trade | 12/31/16 | 16-1231-02   | PJ   | UNITED CORPORATION           |            | 5,299.03   |                    |
| 20000   | AP - Trade |          |              |      | Current Period Change        |            | 27,618.03  | -27,618.03         |
| 20000   | AP - Trade | 12/31/16 |              |      | Fiscal Year End Balance      |            |            | <b>-135,677.28</b> |
| 20000   | AP - Trade | 1/1/17   |              |      | Beginning Balance            |            |            | <b>-135,677.28</b> |
| 20000   | AP - Trade | 1/9/17   | 337          | CDJ  | UNITED CORPORATION - Invoice | 27,898.75  |            |                    |
| 20000   | AP - Trade | 1/9/17   | 337          | CDJ  | UNITED CORPORATION - Invoice | 5,299.03   |            |                    |

| Account | Acct Descr | Date    | Reference  | Jrnl | Trans Description            | Debit Amt | Credit Amt | Balance           |
|---------|------------|---------|------------|------|------------------------------|-----------|------------|-------------------|
| 20000   | AP - Trade | 1/9/17  | 337        | CDJ  | UNITED CORPORATION - Invoice | 5,381.40  |            |                   |
| 20000   | AP - Trade | 1/9/17  | 337        | CDJ  | UNITED CORPORATION - Invoice | 22,319.00 |            |                   |
| 20000   | AP - Trade | 1/10/17 | 1001       | PJ   | UNITED CORPORATION           |           | 300.00     |                   |
| 20000   | AP - Trade | 1/18/17 | 1002       | PJ   | UNITED CORPORATION           |           | 600.00     |                   |
| 20000   | AP - Trade | 1/30/17 | 1003       | PJ   | UNITED CORPORATION           |           | 1,050.00   |                   |
| 20000   | AP - Trade |         |            |      | Current Period Change        | 60,898.18 | 1,950.00   | 58,948.18         |
| 20000   | AP - Trade | 2/1/17  |            |      | Beginning Balance            |           |            | <b>-76,729.10</b> |
| 20000   | AP - Trade | 2/9/17  | 1004       | PJ   | UNITED CORPORATION           |           | 300.00     |                   |
| 20000   | AP - Trade | 2/21/17 | 1005       | PJ   | UNITED CORPORATION           |           | 600.00     |                   |
| 20000   | AP - Trade |         |            |      | Current Period Change        |           | 900.00     | -900.00           |
| 20000   | AP - Trade | 3/1/17  |            |      | Beginning Balance            |           |            | <b>-77,629.10</b> |
| 20000   | AP - Trade | 3/6/17  | 1006       | PJ   | UNITED CORPORATION           |           | 300.00     |                   |
| 20000   | AP - Trade | 3/10/17 | 1007       | PJ   | UNITED CORPORATION           |           | 675.00     |                   |
| 20000   | AP - Trade | 3/13/17 | 1008       | PJ   | UNITED CORPORATION           |           | 600.00     |                   |
| 20000   | AP - Trade | 3/14/17 | DTF167459  | PJ   | UNITED CORPORATION           |           | 80.00      |                   |
| 20000   | AP - Trade | 3/14/17 | DTF168441  | PJ   | UNITED CORPORATION           |           | 2,857.00   |                   |
| 20000   | AP - Trade | 3/14/17 | DTF168678  | PJ   | UNITED CORPORATION           |           | 3,749.50   |                   |
| 20000   | AP - Trade | 3/14/17 | DTF169229  | PJ   | UNITED CORPORATION           |           | 2,645.00   |                   |
| 20000   | AP - Trade | 3/14/17 | DTF169382  | PJ   | UNITED CORPORATION           |           | 3,055.00   |                   |
| 20000   | AP - Trade | 3/14/17 | DTF169852  | PJ   | UNITED CORPORATION           |           | 800.00     |                   |
| 20000   | AP - Trade | 3/14/17 | DTF170637  | PJ   | UNITED CORPORATION           |           | 1,280.00   |                   |
| 20000   | AP - Trade | 3/14/17 | DTF171419  | PJ   | UNITED CORPORATION           |           | 1,000.00   |                   |
| 20000   | AP - Trade | 3/15/17 | 340        | CDJ  | UNITED CORPORATION - Invoice | 1,050.00  |            |                   |
| 20000   | AP - Trade | 3/15/17 | 340        | CDJ  | UNITED CORPORATION - Invoice | 1,000.00  |            |                   |
| 20000   | AP - Trade | 3/15/17 | 340        | CDJ  | UNITED CORPORATION - Invoice | 600.00    |            |                   |
| 20000   | AP - Trade | 3/15/17 | 340        | CDJ  | UNITED CORPORATION - Invoice | 1,280.00  |            |                   |
| 20000   | AP - Trade | 3/15/17 | 340        | CDJ  | UNITED CORPORATION - Invoice | 800.00    |            |                   |
| 20000   | AP - Trade | 3/15/17 | 340        | CDJ  | UNITED CORPORATION - Invoice | 3,749.50  |            |                   |
| 20000   | AP - Trade | 3/15/17 | 340        | CDJ  | UNITED CORPORATION - Invoice | 2,857.00  |            |                   |
| 20000   | AP - Trade | 3/15/17 | 340        | CDJ  | UNITED CORPORATION - Invoice | 675.00    |            |                   |
| 20000   | AP - Trade | 3/15/17 | 340        | CDJ  | UNITED CORPORATION - Invoice | 300.00    |            |                   |
| 20000   | AP - Trade | 3/15/17 | 340        | CDJ  | UNITED CORPORATION - Invoice | 2,645.00  |            |                   |
| 20000   | AP - Trade | 3/15/17 | 340        | CDJ  | UNITED CORPORATION - Invoice | 300.00    |            |                   |
| 20000   | AP - Trade | 3/15/17 | 340        | CDJ  | UNITED CORPORATION - Invoice | 600.00    |            |                   |
| 20000   | AP - Trade | 3/15/17 | 340        | CDJ  | UNITED CORPORATION - Invoice | 80.00     |            |                   |
| 20000   | AP - Trade | 3/15/17 | 340        | CDJ  | UNITED CORPORATION - Invoice | 300.00    |            |                   |
| 20000   | AP - Trade | 3/15/17 | 340        | CDJ  | UNITED CORPORATION - Invoice | 600.00    |            |                   |
| 20000   | AP - Trade | 3/15/17 | 340        | CDJ  | UNITED CORPORATION - Invoice | 3,055.00  |            |                   |
| 20000   | AP - Trade | 3/15/17 | 1009       | PJ   | UNITED CORPORATION           |           | 75.00      |                   |
| 20000   | AP - Trade | 3/15/17 | 1010       | PJ   | UNITED CORPORATION           |           | 450.00     |                   |
| 20000   | AP - Trade | 3/28/17 | 1011       | PJ   | UNITED CORPORATION           |           | 300.00     |                   |
| 20000   | AP - Trade |         |            |      | Current Period Change        | 19,891.50 | 17,866.50  | 2,025.00          |
| 20000   | AP - Trade | 4/1/17  |            |      | Beginning Balance            |           |            | <b>-75,604.10</b> |
| 20000   | AP - Trade | 4/3/17  | 1012       | PJ   | UNITED CORPORATION           |           | 1,200.00   |                   |
| 20000   | AP - Trade | 4/27/17 | 1013       | PJ   | UNITED CORPORATION           |           | 450.00     |                   |
| 20000   | AP - Trade |         |            |      | Current Period Change        |           | 1,650.00   | -1,650.00         |
| 20000   | AP - Trade | 5/1/17  |            |      | Beginning Balance            |           |            | <b>-77,254.10</b> |
| 20000   | AP - Trade | 5/1/17  | 940-201412 | PJ   | INTERNAL REVENUE SERVICE     |           | 74,902.32  |                   |
| 20000   | AP - Trade | 5/2/17  | CRA341     | CDJ  | UNITED CORPORATION - Invoice | 1,200.00  |            |                   |
| 20000   | AP - Trade | 5/2/17  | CRA341     | CDJ  | UNITED CORPORATION - Invoice | 75.00     |            |                   |
| 20000   | AP - Trade | 5/2/17  | CRA341     | CDJ  | UNITED CORPORATION - Invoice | 450.00    |            |                   |
| 20000   | AP - Trade | 5/2/17  | CRA341     | CDJ  | UNITED CORPORATION - Invoice | 300.00    |            |                   |
| 20000   | AP - Trade | 5/15/17 | FUTA2013CM | PJ   | INTERNAL REVENUE SERVICE     | 74,779.10 |            |                   |
| 20000   | AP - Trade | 5/19/17 | 1014       | PJ   | UNITED CORPORATION           |           | 450.00     |                   |
| 20000   | AP - Trade |         |            |      | Current Period Change        | 76,804.10 | 75,352.32  | 1,451.78          |
| 20000   | AP - Trade | 6/1/17  |            |      | Beginning Balance            |           |            | <b>-75,802.32</b> |
| 20000   | AP - Trade | 6/13/17 | 1015       | PJ   | UNITED CORPORATION           |           | 450.00     |                   |
| 20000   | AP - Trade | 6/23/17 | FUTA2014   | PJ   | INTERNAL REVENUE SERVICE     | 74,902.32 |            |                   |
| 20000   | AP - Trade |         |            |      | Current Period Change        | 74,902.32 | 450.00     | 74,452.32         |

| Account | Acct Descr | Date     | Reference | Jrnl | Trans Description            | Debit Amt | Credit Amt | Balance           |
|---------|------------|----------|-----------|------|------------------------------|-----------|------------|-------------------|
| 20000   | AP - Trade | 7/1/17   |           |      | Beginning Balance            |           |            | <b>-1,350.00</b>  |
| 20000   | AP - Trade | 7/5/17   | CRA347    | CDJ  | UNITED CORPORATION - Invoice | 450.00    |            |                   |
| 20000   | AP - Trade | 7/5/17   | CRA347    | CDJ  | UNITED CORPORATION - Invoice | 450.00    |            |                   |
| 20000   | AP - Trade | 7/5/17   | CRA347    | CDJ  | UNITED CORPORATION - Invoice | 450.00    |            |                   |
| 20000   | AP - Trade | 7/13/17  | 17-0713   | PJ   | BUREAU OF INTERNAL REVENL    |           | 37,448.60  |                   |
| 20000   | AP - Trade | 7/21/17  | 1019      | PJ   | UNITED CORPORATION           |           | 1,650.00   |                   |
| 20000   | AP - Trade | 7/22/17  | 1020      | PJ   | UNITED CORPORATION           |           | 450.00     |                   |
| 20000   | AP - Trade |          |           |      | Current Period Change        | 1,350.00  | 39,548.60  | -38,198.60        |
| 20000   | AP - Trade | 8/1/17   |           |      | Beginning Balance            |           |            | <b>-39,548.60</b> |
| 20000   | AP - Trade | 8/20/17  | 1021      | PJ   | UNITED CORPORATION           |           | 450.00     |                   |
| 20000   | AP - Trade |          |           |      | Current Period Change        |           | 450.00     | -450.00           |
| 20000   | AP - Trade | 9/1/17   |           |      | Beginning Balance            |           |            | <b>-39,998.60</b> |
| 20000   | AP - Trade | 9/20/17  | 1022      | PJ   | UNITED CORPORATION           |           | 450.00     |                   |
| 20000   | AP - Trade |          |           |      | Current Period Change        |           | 450.00     | -450.00           |
| 20000   | AP - Trade | 10/1/17  |           |      | Beginning Balance            |           |            | <b>-40,448.60</b> |
| 20000   | AP - Trade | 10/20/17 | 1023      | PJ   | UNITED CORPORATION           |           | 450.00     |                   |
| 20000   | AP - Trade |          |           |      | Current Period Change        |           | 450.00     | -450.00           |
| 20000   | AP - Trade | 11/1/17  |           |      | Beginning Balance            |           |            | <b>-40,898.60</b> |
| 20000   | AP - Trade | 11/17/17 | 349       | CDJ  | UNITED CORPORATION - Invoice | 450.00    |            |                   |
| 20000   | AP - Trade | 11/17/17 | 349       | CDJ  | UNITED CORPORATION - Invoice | 450.00    |            |                   |
| 20000   | AP - Trade | 11/17/17 | 349       | CDJ  | UNITED CORPORATION - Invoice | 450.00    |            |                   |
| 20000   | AP - Trade | 11/17/17 | 349       | CDJ  | UNITED CORPORATION - Invoice | 450.00    |            |                   |
| 20000   | AP - Trade | 11/17/17 | 349       | CDJ  | UNITED CORPORATION - Invoice | 1,650.00  |            |                   |
| 20000   | AP - Trade | 11/20/17 | 1024      | PJ   | UNITED CORPORATION           |           | 450.00     |                   |
| 20000   | AP - Trade |          |           |      | Current Period Change        | 3,450.00  | 450.00     | 3,000.00          |
| 20000   | AP - Trade | 12/1/17  |           |      | Beginning Balance            |           |            | <b>-37,898.60</b> |
| 20000   | AP - Trade | 12/20/17 | 1025      | PJ   | UNITED CORPORATION           |           | 450.00     |                   |
| 20000   | AP - Trade |          |           |      | Current Period Change        |           | 450.00     | -450.00           |
| 20000   | AP - Trade | 12/31/17 |           |      | Fiscal Year End Balance      |           |            | <b>-38,348.60</b> |
| 20000   | AP - Trade | 1/1/18   |           |      | Beginning Balance            |           |            | <b>-38,348.60</b> |
| 20000   | AP - Trade | 1/16/18  | 1026      | PJ   | UNITED CORPORATION           |           | 450.00     |                   |
| 20000   | AP - Trade |          |           |      | Current Period Change        |           | 450.00     | -450.00           |
| 20000   | AP - Trade | 2/1/18   |           |      | Beginning Balance            |           |            | <b>-38,798.60</b> |
| 20000   | AP - Trade | 2/8/18   | 351       | CDJ  | UNITED CORPORATION - Invoice | 450.00    |            |                   |
| 20000   | AP - Trade | 2/8/18   | 351       | CDJ  | UNITED CORPORATION - Invoice | 450.00    |            |                   |
| 20000   | AP - Trade | 2/8/18   | 351       | CDJ  | UNITED CORPORATION - Invoice | 450.00    |            |                   |
| 20000   | AP - Trade | 2/23/18  | 1027      | PJ   | UNITED CORPORATION           |           | 450.00     |                   |
| 20000   | AP - Trade |          |           |      | Current Period Change        | 1,350.00  | 450.00     | 900.00            |
| 20000   | AP - Trade | 3/1/18   |           |      | Beginning Balance            |           |            | <b>-37,898.60</b> |
| 20000   | AP - Trade | 3/20/18  | 1028      | PJ   | UNITED CORPORATION           |           | 450.00     |                   |
| 20000   | AP - Trade |          |           |      | Current Period Change        |           | 450.00     | -450.00           |
| 20000   | AP - Trade | 4/1/18   |           |      | Beginning Balance            |           |            | <b>-38,348.60</b> |
| 20000   | AP - Trade | 4/19/18  | 1029      | PJ   | UNITED CORPORATION           |           | 450.00     |                   |
| 20000   | AP - Trade |          |           |      | Current Period Change        |           | 450.00     | -450.00           |
| 20000   | AP - Trade | 5/1/18   |           |      | Beginning Balance            |           |            | <b>-38,798.60</b> |
| 20000   | AP - Trade | 5/15/18  | 1030      | PJ   | UNITED CORPORATION           |           | 450.00     |                   |
| 20000   | AP - Trade |          |           |      | Current Period Change        |           | 450.00     | -450.00           |
| 20000   | AP - Trade | 6/1/18   |           |      | Beginning Balance            |           |            | <b>-39,248.60</b> |
| 20000   | AP - Trade | 6/15/18  | 1031      | PJ   | UNITED CORPORATION           |           | 450.00     |                   |
| 20000   | AP - Trade |          |           |      | Current Period Change        |           | 450.00     | -450.00           |
| 20000   | AP - Trade | 7/1/18   |           |      | Beginning Balance            |           |            | <b>-39,698.60</b> |
| 20000   | AP - Trade | 7/15/18  | 1032      | PJ   | UNITED CORPORATION           |           | 450.00     |                   |

| Account | Acct Descr | Date           | Reference | Jrnl | Trans Description            | Debit Amt | Credit Amt | Balance           |
|---------|------------|----------------|-----------|------|------------------------------|-----------|------------|-------------------|
| 20000   | AP - Trade |                |           |      | Current Period Change        |           | 450.00     | -450.00           |
| 20000   | AP - Trade | 8/1/18         |           |      | Beginning Balance            |           |            | <b>-40,148.60</b> |
| 20000   | AP - Trade | 8/15/18        | 1033      | PJ   | UNITED CORPORATION           |           | 450.00     |                   |
| 20000   | AP - Trade |                |           |      | Current Period Change        |           | 450.00     | -450.00           |
| 20000   | AP - Trade | 9/1/18         |           |      | Beginning Balance            |           |            | <b>-40,598.60</b> |
| 20000   | AP - Trade | 9/13/18        | 1034      | PJ   | UNITED CORPORATION           |           | 450.00     |                   |
| 20000   | AP - Trade | 9/14/18        | 358       | CDJ  | UNITED CORPORATION - Invoice | 450.00    |            |                   |
| 20000   | AP - Trade | 9/14/18        | 358       | CDJ  | UNITED CORPORATION - Invoice | 450.00    |            |                   |
| 20000   | AP - Trade | 9/14/18        | 358       | CDJ  | UNITED CORPORATION - Invoice | 450.00    |            |                   |
| 20000   | AP - Trade | 9/14/18        | 358       | CDJ  | UNITED CORPORATION - Invoice | 450.00    |            |                   |
| 20000   | AP - Trade | 9/14/18        | 358       | CDJ  | UNITED CORPORATION - Invoice | 450.00    |            |                   |
| 20000   | AP - Trade | 9/14/18        | 358       | CDJ  | UNITED CORPORATION - Invoice | 450.00    |            |                   |
| 20000   | AP - Trade | 9/14/18        | 358       | CDJ  | UNITED CORPORATION - Invoice | 450.00    |            |                   |
| 20000   | AP - Trade | 9/14/18        | 358       | CDJ  | UNITED CORPORATION - Invoice | 450.00    |            |                   |
| 20000   | AP - Trade | 9/14/18        | 358       | CDJ  | UNITED CORPORATION - Invoice | 450.00    |            |                   |
| 20000   | AP - Trade | 9/14/18        | 358       | CDJ  | UNITED CORPORATION - Invoice | 450.00    |            |                   |
| 20000   | AP - Trade | 9/14/18        | 358       | CDJ  | UNITED CORPORATION - Invoice | 450.00    |            |                   |
| 20000   | AP - Trade |                |           |      | Current Period Change        | 3,600.00  | 450.00     | 3,150.00          |
| 20000   | AP - Trade | 10/1/18        |           |      | Beginning Balance            |           |            | <b>-37,448.60</b> |
| 20000   | AP - Trade | 10/15/18       | 1035      | PJ   | UNITED CORPORATION           |           | 450.00     |                   |
| 20000   | AP - Trade |                |           |      | Current Period Change        |           | 450.00     | -450.00           |
| 20000   | AP - Trade | 11/1/18        |           |      | Beginning Balance            |           |            | <b>-37,898.60</b> |
| 20000   | AP - Trade | 11/15/18       | 1036      | PJ   | UNITED CORPORATION           |           | 450.00     |                   |
| 20000   | AP - Trade |                |           |      | Current Period Change        |           | 450.00     | -450.00           |
| 20000   | AP - Trade | 12/1/18        |           |      | Beginning Balance            |           |            | <b>-38,348.60</b> |
| 20000   | AP - Trade | 12/15/18       | 1037      | PJ   | UNITED CORPORATION           |           | 450.00     |                   |
| 20000   | AP - Trade |                |           |      | Current Period Change        |           | 450.00     | -450.00           |
| 20000   | AP - Trade | 12/31/18       |           |      | Fiscal Year End Balance      |           |            | <b>-38,798.60</b> |
| 20000   | AP - Trade | 1/1/19         |           |      | Beginning Balance            |           |            | <b>-38,798.60</b> |
| 20000   | AP - Trade | 1/1/19         | 17-0713CM | PJ   | BUREAU OF INTERNAL REVENL    | 37,448.60 |            |                   |
| 20000   | AP - Trade | 1/15/19        | 1038      | PJ   | UNITED CORPORATION           |           | 450.00     |                   |
| 20000   | AP - Trade |                |           |      | Current Period Change        | 37,448.60 | 450.00     | 36,998.60         |
| 20000   | AP - Trade | 2/1/19         |           |      | Beginning Balance            |           |            | <b>-1,800.00</b>  |
| 20000   | AP - Trade | 2/15/19        | 1039      | PJ   | UNITED CORPORATION           |           | 450.00     |                   |
| 20000   | AP - Trade |                |           |      | Current Period Change        |           | 450.00     | -450.00           |
| 20000   | AP - Trade | 3/1/19         |           |      | Beginning Balance            |           |            | <b>-2,250.00</b>  |
| 20000   | AP - Trade | 3/15/19        | 1040      | PJ   | UNITED CORPORATION           |           | 450.00     |                   |
| 20000   | AP - Trade |                |           |      | Current Period Change        |           | 450.00     | -450.00           |
| 20000   | AP - Trade | 4/1/19         |           |      | Beginning Balance            |           |            | <b>-2,700.00</b>  |
| 20000   | AP - Trade | 4/15/19        | 1041      | PJ   | UNITED CORPORATION           |           | 450.00     |                   |
| 20000   | AP - Trade |                |           |      | Current Period Change        |           | 450.00     | -450.00           |
| 20000   | AP - Trade | 5/1/19         |           |      | Beginning Balance            |           |            | <b>-3,150.00</b>  |
| 20000   | AP - Trade | 5/15/19        | 1042      | PJ   | UNITED CORPORATION           |           | 450.00     |                   |
| 20000   | AP - Trade |                |           |      | Current Period Change        |           | 450.00     | -450.00           |
| 20000   | AP - Trade | 6/1/19         |           |      | Beginning Balance            |           |            | <b>-3,600.00</b>  |
| 20000   | AP - Trade | 6/15/19        | 1043      | PJ   | UNITED CORPORATION           |           | 450.00     |                   |
| 20000   | AP - Trade |                |           |      | Current Period Change        |           | 450.00     | -450.00           |
|         |            | <b>6/30/19</b> |           |      | <b>Ending Balance</b>        |           |            | <b>-4,050.00</b>  |

**Plaza West**  
**General Ledger**  
**For the Period From Aug 1, 2016 to Jun 30, 2019**

| Account | Account Desc | Date     | Reference  | Jrnl | Trans Description              | Debit Amt | Credit Amt | Balance           |
|---------|--------------|----------|------------|------|--------------------------------|-----------|------------|-------------------|
| 20000   | AP - Trade   | 8/1/16   |            |      | Beginning Balance              |           |            | <b>-12,659.30</b> |
| 20000   | AP - Trade   | 8/1/16   | 16-0801-01 | PJ   | TOPA PROPERTIES                |           | 741.40     |                   |
| 20000   | AP - Trade   | 8/9/16   | 316        | CDJ  | TOPA PROPERTIES - Invoice: 16- | 741.40    |            |                   |
| 20000   | AP - Trade   | 8/9/16   | 317        | CDJ  | TOPA PROPERTIES - Invoice: 16- | 741.40    |            |                   |
| 20000   | AP - Trade   | 8/9/16   | 318        | CDJ  | BECKSTEDT & ASSOCIATES - In    | 100.00    |            |                   |
| 20000   | AP - Trade   | 8/9/16   | 318        | CDJ  | BECKSTEDT & ASSOCIATES - In    | 395.00    |            |                   |
| 20000   | AP - Trade   | 8/9/16   | 318        | CDJ  | BECKSTEDT & ASSOCIATES - In    | 8,496.30  |            |                   |
| 20000   | AP - Trade   | 8/12/16  | 320        | CDJ  | BECKSTEDT & ASSOCIATES - In    | 925.00    |            |                   |
| 20000   | AP - Trade   | 8/12/16  | 320        | CDJ  | BECKSTEDT & ASSOCIATES - In    | 315.50    |            |                   |
| 20000   | AP - Trade   | 8/17/16  | 16-0817-01 | PJ   | SOURCE ACCOUNTING              |           | 1,550.00   |                   |
| 20000   | AP - Trade   | 8/30/16  | 324        | CDJ  | BECKSTEDT & ASSOCIATES - In    | 2,352.50  |            |                   |
| 20000   | AP - Trade   | 8/30/16  | 324        | CDJ  | BECKSTEDT & ASSOCIATES - In    | 75.00     |            |                   |
| 20000   | AP - Trade   | 8/30/16  | 325        | CDJ  | SOURCE ACCOUNTING - Invoice    | 1,550.00  |            |                   |
| 20000   | AP - Trade   |          |            |      | Current Period Change          | 15,692.10 | 2,291.40   | 13,400.70         |
| 20000   | AP - Trade   | 9/1/16   |            |      | Beginning Balance              |           |            | <b>741.40</b>     |
| 20000   | AP - Trade   | 9/1/16   | 16-0901-01 | PJ   | TOPA PROPERTIES                |           | 741.40     |                   |
| 20000   | AP - Trade   | 9/8/16   | 2193       | PJ   | BECKSTEDT & ASSOCIATES         |           | 495.00     |                   |
| 20000   | AP - Trade   |          |            |      | Current Period Change          |           | 1,236.40   | -1,236.40         |
| 20000   | AP - Trade   | 10/1/16  |            |      | Beginning Balance              |           |            | <b>-495.00</b>    |
| 20000   | AP - Trade   | 10/1/16  | 16-1001-01 | PJ   | TOPA PROPERTIES                |           | 741.40     |                   |
| 20000   | AP - Trade   | 10/7/16  | 327        | CDJ  | BECKSTEDT & ASSOCIATES - In    | 495.00    |            |                   |
| 20000   | AP - Trade   | 10/7/16  | 328        | CDJ  | TOPA PROPERTIES - Invoice: 16- | 741.40    |            |                   |
| 20000   | AP - Trade   | 10/7/16  | 328        | CDJ  | TOPA PROPERTIES - Invoice: 16- | 741.40    |            |                   |
| 20000   | AP - Trade   | 10/7/16  | 328        | CDJ  | TOPA PROPERTIES - Invoice: 16- | 741.40    |            |                   |
| 20000   | AP - Trade   | 10/27/16 | 16-1027-01 | PJ   | V.I. EMPLOYMENT SECURITY AC    |           | 1,273.38   |                   |
| 20000   | AP - Trade   | 10/31/16 | 2016-01    | PJ   | LEWIS CONSULTING LLC           |           | 3,800.00   |                   |
| 20000   | AP - Trade   |          |            |      | Current Period Change          | 2,719.20  | 5,814.78   | -3,095.58         |
| 20000   | AP - Trade   | 11/1/16  |            |      | Beginning Balance              |           |            | <b>-3,590.58</b>  |
| 20000   | AP - Trade   | 11/1/16  | 16-1101-01 | PJ   | TOPA PROPERTIES                |           | 741.40     |                   |
| 20000   | AP - Trade   | 11/3/16  | 329        | CDJ  | V.I. EMPLOYMENT SECURITY AC    | 1,273.38  |            |                   |
| 20000   | AP - Trade   | 11/3/16  | 2258       | PJ   | BECKSTEDT & ASSOCIATES         |           | 1,192.50   |                   |
| 20000   | AP - Trade   | 11/23/16 | 331        | CDJ  | LEWIS CONSULTING LLC - Invoic  | 3,800.00  |            |                   |
| 20000   | AP - Trade   | 11/30/16 | 2016-02    | PJ   | LEWIS CONSULTING LLC           |           | 5,000.00   |                   |
| 20000   | AP - Trade   | 11/30/16 | 16-1130    | PJ   | V.I. EMPLOYMENT SECURITY AC    |           | 24,930.39  |                   |
| 20000   | AP - Trade   |          |            |      | Current Period Change          | 5,073.38  | 31,864.29  | -26,790.91        |
| 20000   | AP - Trade   | 12/1/16  |            |      | Beginning Balance              |           |            | <b>-30,381.49</b> |
| 20000   | AP - Trade   | 12/1/16  | 16-1201-01 | PJ   | TOPA PROPERTIES                |           | 741.40     |                   |
| 20000   | AP - Trade   | 12/4/16  | 2276       | PJ   | BECKSTEDT & ASSOCIATES         |           | 1,437.50   |                   |
| 20000   | AP - Trade   | 12/6/16  | 330        | CDJ  | V.I. EMPLOYMENT SECURITY AC    | 24,930.39 |            |                   |
| 20000   | AP - Trade   | 12/6/16  | 333        | CDJ  | LEWIS CONSULTING LLC - Invoic  | 5,000.00  |            |                   |
| 20000   | AP - Trade   | 12/6/16  | 334        | CDJ  | BECKSTEDT & ASSOCIATES - In    | 1,192.50  |            |                   |
| 20000   | AP - Trade   |          |            |      | Current Period Change          | 31,122.89 | 2,178.90   | 28,943.99         |
| 20000   | AP - Trade   | 12/31/16 |            |      | Fiscal Year End Balance        |           |            | <b>-1,437.50</b>  |
| 20000   | AP - Trade   | 1/1/17   |            |      | Beginning Balance              |           |            | <b>-1,437.50</b>  |
| 20000   | AP - Trade   | 1/1/17   | 17-0101    | PJ   | TOPA PROPERTIES                |           | 741.40     |                   |
| 20000   | AP - Trade   | 1/4/17   | 2300       | PJ   | BECKSTEDT & ASSOCIATES         |           | 338.10     |                   |
| 20000   | AP - Trade   | 1/9/17   | 335        | CDJ  | TOPA PROPERTIES - Invoice: 17- | 741.40    |            |                   |
| 20000   | AP - Trade   | 1/9/17   | 335        | CDJ  | TOPA PROPERTIES - Invoice: 17- | 741.40    |            |                   |
| 20000   | AP - Trade   | 1/9/17   | 335        | CDJ  | TOPA PROPERTIES - Invoice: 17- | 741.40    |            |                   |
| 20000   | AP - Trade   | 1/9/17   | 336        | CDJ  | BECKSTEDT & ASSOCIATES - In    | 1,437.50  |            |                   |
| 20000   | AP - Trade   |          |            |      | Current Period Change          | 3,661.70  | 1,079.50   | 2,582.20          |
| 20000   | AP - Trade   | 2/1/17   |            |      | Beginning Balance              |           |            | <b>1,144.70</b>   |

| Account | Account Desc | Date     | Reference   | Jrnl | Trans Description              | Debit Amt | Credit Amt | Balance           |
|---------|--------------|----------|-------------|------|--------------------------------|-----------|------------|-------------------|
| 20000   | AP - Trade   | 2/1/17   | 17-0201     | PJ   | TOPA PROPERTIES                |           | 741.40     |                   |
| 20000   | AP - Trade   |          |             |      | Current Period Change          |           | 741.40     | -741.40           |
| 20000   | AP - Trade   | 3/1/17   |             |      | Beginning Balance              |           |            | <b>403.30</b>     |
| 20000   | AP - Trade   | 3/1/17   | 17-0301     | PJ   | TOPA PROPERTIES                |           | 741.40     |                   |
| 20000   | AP - Trade   | 3/3/17   | 2017/01     | PJ   | LEWIS CONSULTING LLC           |           | 2,000.00   |                   |
| 20000   | AP - Trade   | 3/15/17  | 338         | CDJ  | BECKSTEDT & ASSOCIATES - In    | 338.10    |            |                   |
| 20000   | AP - Trade   | 3/15/17  | 339         | CDJ  | TOPA PROPERTIES - Invoice: 17  | 741.40    |            |                   |
| 20000   | AP - Trade   | 3/15/17  | 339         | CDJ  | TOPA PROPERTIES - Invoice: 17  | 741.40    |            |                   |
| 20000   | AP - Trade   | 3/15/17  | 339         | CDJ  | TOPA PROPERTIES - Invoice: 17  | 741.40    |            |                   |
| 20000   | AP - Trade   |          |             |      | Current Period Change          | 2,562.30  | 2,741.40   | -179.10           |
| 20000   | AP - Trade   | 4/1/17   |             |      | Beginning Balance              |           |            | <b>224.20</b>     |
| 20000   | AP - Trade   | 4/1/17   | 17-0401     | PJ   | TOPA PROPERTIES                |           | 741.40     |                   |
| 20000   | AP - Trade   | 4/18/17  | SX-12CV-370 | PJ   | EDGAR D. ROSS                  |           | 23,800.00  |                   |
| 20000   | AP - Trade   |          |             |      | Current Period Change          |           | 24,541.40  | -24,541.40        |
| 20000   | AP - Trade   | 5/1/17   |             |      | Beginning Balance              |           |            | <b>-24,317.20</b> |
| 20000   | AP - Trade   | 5/1/17   | 17-0501     | PJ   | TOPA PROPERTIES                |           | 757.71     |                   |
| 20000   | AP - Trade   | 5/2/17   | 342         | CDJ  | EDGAR D. ROSS - Invoice: SX-12 | 23,800.00 |            |                   |
| 20000   | AP - Trade   | 5/2/17   | 343         | CDJ  | LEWIS CONSULTING LLC - Invoic  | 2,000.00  |            |                   |
| 20000   | AP - Trade   | 5/10/17  | 2464        | PJ   | BECKSTEDT & ASSOCIATES         |           | 367.50     |                   |
| 20000   | AP - Trade   | 5/24/17  | 17-0524     | PJ   | TOPA PROPERTIES                |           | 32.62      |                   |
| 20000   | AP - Trade   |          |             |      | Current Period Change          | 25,800.00 | 1,157.83   | 24,642.17         |
| 20000   | AP - Trade   | 6/1/17   |             |      | Beginning Balance              |           |            | <b>324.97</b>     |
| 20000   | AP - Trade   | 6/1/17   | 17-0601     | PJ   | TOPA PROPERTIES                |           | 757.71     |                   |
| 20000   | AP - Trade   | 6/19/17  | 17-0619     | PJ   | SOURCE ACCOUNTING              |           | 1,705.00   |                   |
| 20000   | AP - Trade   |          |             |      | Current Period Change          |           | 2,462.71   | -2,462.71         |
| 20000   | AP - Trade   | 7/1/17   |             |      | Beginning Balance              |           |            | <b>-2,137.74</b>  |
| 20000   | AP - Trade   | 7/1/17   | 17-0701     | PJ   | TOPA PROPERTIES                |           | 757.71     |                   |
| 20000   | AP - Trade   | 7/5/17   | 344         | CDJ  | BECKSTEDT & ASSOCIATES - In    | 367.50    |            |                   |
| 20000   | AP - Trade   | 7/5/17   | 346         | CDJ  | TOPA PROPERTIES - Invoice: 17  | 16.31     |            |                   |
| 20000   | AP - Trade   | 7/5/17   | 346         | CDJ  | TOPA PROPERTIES - Invoice: 17  | 16.31     |            |                   |
| 20000   | AP - Trade   | 7/5/17   | 346         | CDJ  | TOPA PROPERTIES - Invoice: 17  | 757.71    |            |                   |
| 20000   | AP - Trade   | 7/5/17   | 346         | CDJ  | TOPA PROPERTIES - Invoice: 17  | 757.71    |            |                   |
| 20000   | AP - Trade   | 7/5/17   | 346         | CDJ  | TOPA PROPERTIES - Invoice: 17  | 757.71    |            |                   |
| 20000   | AP - Trade   | 7/5/17   | 346         | CDJ  | TOPA PROPERTIES - Invoice: 17  | 757.71    |            |                   |
| 20000   | AP - Trade   | 7/5/17   | 345         | CDJ  | SOURCE ACCOUNTING - Invoice    | 1,705.00  |            |                   |
| 20000   | AP - Trade   |          |             |      | Current Period Change          | 4,378.25  | 757.71     | 3,620.54          |
| 20000   | AP - Trade   | 8/1/17   |             |      | Beginning Balance              |           |            | <b>1,482.80</b>   |
| 20000   | AP - Trade   | 8/1/17   | 17-0801     | PJ   | TOPA PROPERTIES                |           | 757.71     |                   |
| 20000   | AP - Trade   |          |             |      | Current Period Change          |           | 757.71     | -757.71           |
| 20000   | AP - Trade   | 9/1/17   |             |      | Beginning Balance              |           |            | <b>725.09</b>     |
| 20000   | AP - Trade   | 9/1/17   | 17-0901     | PJ   | TOPA PROPERTIES                |           | 757.71     |                   |
| 20000   | AP - Trade   |          |             |      | Current Period Change          |           | 757.71     | -757.71           |
| 20000   | AP - Trade   | 10/1/17  |             |      | Beginning Balance              |           |            | <b>-32.62</b>     |
| 20000   | AP - Trade   | 10/1/17  | 17-1001     | PJ   | TOPA PROPERTIES                |           | 757.71     |                   |
| 20000   | AP - Trade   |          |             |      | Current Period Change          |           | 757.71     | -757.71           |
| 20000   | AP - Trade   | 11/1/17  |             |      | Beginning Balance              |           |            | <b>-790.33</b>    |
| 20000   | AP - Trade   | 11/1/17  | 17-1101     | PJ   | TOPA PROPERTIES                |           | 757.71     |                   |
| 20000   | AP - Trade   | 11/17/17 | 348         | CDJ  | TOPA PROPERTIES - Invoice: 17  | 32.62     |            |                   |
| 20000   | AP - Trade   | 11/17/17 | 348         | CDJ  | TOPA PROPERTIES - Invoice: 17  | 757.71    |            |                   |
| 20000   | AP - Trade   | 11/17/17 | 348         | CDJ  | TOPA PROPERTIES - Invoice: 17  | 757.71    |            |                   |
| 20000   | AP - Trade   | 11/17/17 | 348         | CDJ  | TOPA PROPERTIES - Invoice: 17  | 757.71    |            |                   |
| 20000   | AP - Trade   |          |             |      | Current Period Change          | 2,305.75  | 757.71     | 1,548.04          |
| 20000   | AP - Trade   | 12/1/17  |             |      | Beginning Balance              |           |            | <b>757.71</b>     |
| 20000   | AP - Trade   | 12/1/17  | 17-1201     | PJ   | TOPA PROPERTIES                |           | 757.71     |                   |
| 20000   | AP - Trade   |          |             |      | Current Period Change          |           | 757.71     | -757.71           |
| 20000   | AP - Trade   | 12/31/17 |             |      | Fiscal Year End Balance        |           |            |                   |

| Account | Account Desc | Date    | Reference    | Jrnl | Trans Description              | Debit Amt | Credit Amt | Balance          |
|---------|--------------|---------|--------------|------|--------------------------------|-----------|------------|------------------|
| 20000   | AP - Trade   | 1/1/18  |              |      | Beginning Balance              |           |            |                  |
| 20000   | AP - Trade   | 1/1/18  | 18-0101      | PJ   | TOPA PROPERTIES                |           | 768.65     |                  |
| 20000   | AP - Trade   |         |              |      | Current Period Change          |           | 768.65     | -768.65          |
| 20000   | AP - Trade   | 2/1/18  |              |      | Beginning Balance              |           |            | <b>-768.65</b>   |
| 20000   | AP - Trade   | 2/1/18  | 18-0201      | PJ   | TOPA PROPERTIES                |           | 757.71     |                  |
| 20000   | AP - Trade   | 2/8/18  | 350          | CDJ  | TOPA PROPERTIES - Invoice: 18- | 757.71    |            |                  |
| 20000   | AP - Trade   | 2/8/18  | 350          | CDJ  | TOPA PROPERTIES - Invoice: 18- | 757.71    |            |                  |
| 20000   | AP - Trade   | 2/8/18  | 350          | CDJ  | TOPA PROPERTIES - Invoice: 18- | 768.65    |            |                  |
| 20000   | AP - Trade   |         |              |      | Current Period Change          | 2,284.07  | 757.71     | 1,526.36         |
| 20000   | AP - Trade   | 3/1/18  |              |      | Beginning Balance              |           |            | <b>757.71</b>    |
| 20000   | AP - Trade   | 3/1/18  | 18-0301      | PJ   | TOPA PROPERTIES                |           | 757.71     |                  |
| 20000   | AP - Trade   |         |              |      | Current Period Change          |           | 757.71     | -757.71          |
| 20000   | AP - Trade   | 4/1/18  |              |      | Beginning Balance              |           |            |                  |
| 20000   | AP - Trade   | 4/1/18  | 2018-0401    | PJ   | TOPA PROPERTIES                |           | 757.71     |                  |
| 20000   | AP - Trade   | 4/1/18  | 2018-0401CM  | PJ   | TOPA PROPERTIES                | 757.71    |            |                  |
| 20000   | AP - Trade   |         |              |      | Current Period Change          | 757.71    | 757.71     |                  |
| 20000   | AP - Trade   | 5/1/18  |              |      | Beginning Balance              |           |            |                  |
| 20000   | AP - Trade   | 5/1/18  | 18-0501      | PJ   | TOPA PROPERTIES                |           | 814.53     |                  |
| 20000   | AP - Trade   | 5/3/18  | 352          | CDJ  | TOPA PROPERTIES - Invoice: 18- | 757.71    |            |                  |
| 20000   | AP - Trade   | 5/3/18  | 352          | CDJ  | TOPA PROPERTIES - Invoice: 18- | 757.71    |            |                  |
| 20000   | AP - Trade   | 5/3/18  | 352          | CDJ  | TOPA PROPERTIES - Invoice: 18- | 757.71    |            |                  |
| 20000   | AP - Trade   | 5/19/18 | SX-12-CV-370 | PJ   | EDGAR D. ROSS                  |           | 27,800.00  |                  |
| 20000   | AP - Trade   | 5/21/18 | 353          | CDJ  | EDGAR D. ROSS - Invoice: SX-12 | 27,800.00 |            |                  |
| 20000   | AP - Trade   |         |              |      | Current Period Change          | 30,073.13 | 28,614.53  | 1,458.60         |
| 20000   | AP - Trade   | 6/1/18  |              |      | Beginning Balance              |           |            | <b>1,458.60</b>  |
| 20000   | AP - Trade   | 6/1/18  | 18-0601      | PJ   | TOPA PROPERTIES                |           | 776.65     |                  |
| 20000   | AP - Trade   |         |              |      | Current Period Change          |           | 776.65     | -776.65          |
| 20000   | AP - Trade   | 7/1/18  |              |      | Beginning Balance              |           |            | <b>681.95</b>    |
| 20000   | AP - Trade   | 7/1/18  | 18-0701      | PJ   | TOPA PROPERTIES                |           | 776.65     |                  |
| 20000   | AP - Trade   | 7/27/18 | 2018-0727    | PJ   | SOURCE ACCOUNTING              |           | 1,707.00   |                  |
| 20000   | AP - Trade   |         |              |      | Current Period Change          |           | 2,483.65   | -2,483.65        |
| 20000   | AP - Trade   | 8/1/18  |              |      | Beginning Balance              |           |            | <b>-1,801.70</b> |
| 20000   | AP - Trade   | 8/1/18  | 18-0801      | PJ   | TOPA PROPERTIES                |           | 776.65     |                  |
| 20000   | AP - Trade   |         |              |      | Current Period Change          |           | 776.65     | -776.65          |
| 20000   | AP - Trade   | 9/1/18  |              |      | Beginning Balance              |           |            | <b>-2,578.35</b> |
| 20000   | AP - Trade   | 9/1/18  | 18-0901      | PJ   | TOPA PROPERTIES                |           | 776.65     |                  |
| 20000   | AP - Trade   | 9/10/18 | JE30         | PJ   | GALLOW'S BAY PASTRY & CAFE     |           | 65.72      |                  |
| 20000   | AP - Trade   | 9/14/18 | 355          | CDJ  | SOURCE ACCOUNTING - Invoice    | 1,707.00  |            |                  |
| 20000   | AP - Trade   | 9/14/18 | 356          | CDJ  | TOPA PROPERTIES - Invoice: 18- | 56.82     |            |                  |
| 20000   | AP - Trade   | 9/14/18 | 356          | CDJ  | TOPA PROPERTIES - Invoice: 18- | 18.94     |            |                  |
| 20000   | AP - Trade   | 9/14/18 | 356          | CDJ  | TOPA PROPERTIES - Invoice: 18- | 776.65    |            |                  |
| 20000   | AP - Trade   | 9/14/18 | 356          | CDJ  | TOPA PROPERTIES - Invoice: 18- | 18.94     |            |                  |
| 20000   | AP - Trade   | 9/14/18 | 356          | CDJ  | TOPA PROPERTIES - Invoice: 18- | 776.65    |            |                  |
| 20000   | AP - Trade   | 9/14/18 | 357          | CDJ  | TOPA PROPERTIES - Invoice: 18- | 776.65    |            |                  |
| 20000   | AP - Trade   | 9/14/18 | 357          | CDJ  | TOPA PROPERTIES - Invoice: 18- | 776.65    |            |                  |
| 20000   | AP - Trade   | 9/14/18 | 357          | CDJ  | TOPA PROPERTIES - Invoice: 18- | 776.65    |            |                  |
| 20000   | AP - Trade   | 9/14/18 | 354          | CDJ  | GALLOW'S BAY PASTRY & CAFE     |           | 65.72      |                  |
| 20000   | AP - Trade   |         |              |      | Current Period Change          | 5,750.67  | 842.37     | 4,908.30         |
| 20000   | AP - Trade   | 10/1/18 |              |      | Beginning Balance              |           |            | <b>2,329.95</b>  |
| 20000   | AP - Trade   | 10/1/18 | 18-1001      | PJ   | TOPA PROPERTIES                |           | 776.65     |                  |
| 20000   | AP - Trade   |         |              |      | Current Period Change          |           | 776.65     | -776.65          |
| 20000   | AP - Trade   | 11/1/18 |              |      | Beginning Balance              |           |            | <b>1,553.30</b>  |
| 20000   | AP - Trade   | 11/1/18 | 18-1101      | PJ   | TOPA PROPERTIES                |           | 776.65     |                  |

| Account | Account Desc | Date           | Reference | Jrnl | Trans Description             | Debit Amt | Credit Amt | Balance          |
|---------|--------------|----------------|-----------|------|-------------------------------|-----------|------------|------------------|
| 20000   | AP - Trade   |                |           |      | Current Period Change         |           | 776.65     | -776.65          |
| 20000   | AP - Trade   | 12/1/18        |           |      | Beginning Balance             |           |            | <b>776.65</b>    |
| 20000   | AP - Trade   | 12/1/18        | 18-1201   | PJ   | TOPA PROPERTIES               |           | 776.65     |                  |
| 20000   | AP - Trade   |                |           |      | Current Period Change         |           | 776.65     | -776.65          |
| 20000   | AP - Trade   | 12/31/18       |           |      | Fiscal Year End Balance       |           |            |                  |
| 20000   | AP - Trade   | 1/1/19         |           |      | Beginning Balance             |           |            |                  |
| 20000   | AP - Trade   | 1/1/19         | 19-0101   | PJ   | TOPA PROPERTIES               |           | 776.65     |                  |
| 20000   | AP - Trade   | 1/21/19        | 359       | CDJ  | TOPA PROPERTIES - Invoice: 19 | 776.65    |            |                  |
| 20000   | AP - Trade   | 1/21/19        | 359       | CDJ  | TOPA PROPERTIES - Invoice: 19 | 776.65    |            |                  |
| 20000   | AP - Trade   | 1/21/19        | 359       | CDJ  | TOPA PROPERTIES - Invoice: 19 | 776.65    |            |                  |
| 20000   | AP - Trade   | 1/25/19        | 87166     | PJ   | TOPA PROPERTIES               |           | 38.83      |                  |
| 20000   | AP - Trade   |                |           |      | Current Period Change         | 2,329.95  | 815.48     | 1,514.47         |
| 20000   | AP - Trade   | 2/1/19         |           |      | Beginning Balance             |           |            | <b>1,514.47</b>  |
| 20000   | AP - Trade   | 2/1/19         | 19-0201   | PJ   | TOPA PROPERTIES               |           | 776.65     |                  |
| 20000   | AP - Trade   |                |           |      | Current Period Change         |           | 776.65     | -776.65          |
| 20000   | AP - Trade   | 3/1/19         |           |      | Beginning Balance             |           |            | <b>737.82</b>    |
| 20000   | AP - Trade   | 3/1/19         | 19-0301   | PJ   | TOPA PROPERTIES               |           | 776.65     |                  |
| 20000   | AP - Trade   | 3/10/19        | 19-0310   | PJ   | SOURCE ACCOUNTING             |           | 1,709.00   |                  |
| 20000   | AP - Trade   |                |           |      | Current Period Change         |           | 2,485.65   | -2,485.65        |
| 20000   | AP - Trade   | 4/1/19         |           |      | Beginning Balance             |           |            | <b>-1,747.83</b> |
| 20000   | AP - Trade   | 4/1/19         | 19-0401   | PJ   | TOPA PROPERTIES               |           | 776.65     |                  |
| 20000   | AP - Trade   | 4/3/19         | 360       | CDJ  | TOPA PROPERTIES - Invoice: 19 | 776.65    |            |                  |
| 20000   | AP - Trade   | 4/3/19         | 360       | CDJ  | TOPA PROPERTIES - Invoice: 19 | 776.65    |            |                  |
| 20000   | AP - Trade   | 4/3/19         | 360       | CDJ  | TOPA PROPERTIES - Invoice: 19 | 776.65    |            |                  |
| 20000   | AP - Trade   | 4/3/19         | 361       | CDJ  | SOURCE ACCOUNTING - Invoice   | 1,709.00  |            |                  |
| 20000   | AP - Trade   |                |           |      | Current Period Change         | 4,038.95  | 776.65     | 3,262.30         |
| 20000   | AP - Trade   | 5/1/19         |           |      | Beginning Balance             |           |            | <b>1,514.47</b>  |
| 20000   | AP - Trade   | 5/1/19         | 19-0501   | PJ   | TOPA PROPERTIES               |           | 776.65     |                  |
| 20000   | AP - Trade   | 5/14/19        | 88949     | PJ   | TOPA PROPERTIES               |           | 15.53      |                  |
| 20000   | AP - Trade   | 5/14/19        | 88950     | PJ   | TOPA PROPERTIES               |           | 31.06      |                  |
| 20000   | AP - Trade   |                |           |      | Current Period Change         |           | 823.24     | -823.24          |
| 20000   | AP - Trade   | 6/1/19         |           |      | Beginning Balance             |           |            | <b>691.23</b>    |
| 20000   | AP - Trade   | 6/1/19         | 19-0601   | PJ   | TOPA PROPERTIES               |           | 776.65     |                  |
| 20000   | AP - Trade   | 6/1/19         | 89231     | PJ   | TOPA PROPERTIES               |           | 15.53      |                  |
| 20000   | AP - Trade   |                |           |      | Current Period Change         |           | 792.18     | -792.18          |
|         |              | <b>6/30/19</b> |           |      | <b>Ending Balance</b>         |           |            | <b>-100.95</b>   |



Vendor Credit Memos

File Edit Go To Window Help

Close New List Save Delete Return Serial No Note Journal Reports Help

Vendor ID: UNITED CORP

Vendor Credit Memo

Remit to: UNITED CORPORATION  
PO BOX 763  
4C & D STON FARM  
CHRISTIANSTED, VI 00821

\*Credit date: 8/9/16  
\*Due date: Jul 31, 2016  
Credit No.: CM16-0719-01  
[View related transactions](#)

**APPLIED**

Terms: Due at end of Month Return authorization: 20000 A/P account: 20000

Apply to Invoice No.: 16-0719-01 Apply to Purchases: 0.00

| Item                      | Quantity | U/M | Returned | Description   | GL Account | Unit Price | Amount    | Job            |
|---------------------------|----------|-----|----------|---|------------|------------|-----------|----------------|
|                           |          |     |          | JONES SETTLEMENT VIA UNITED EAST CK 4458 TO COLIANNI<br>Insurance - Gen Liability | 28600      |            | 50,000.00 |                |
|                           |          |     |          |   |            |            |           |                |
|                           |          |     |          |   |            |            |           |                |
|                           |          |     |          |   |            |            |           |                |
| Other applied payments    |          |     |          |   |            | 0.00       | 50,000.00 | Credit total   |
| Credit applied to invoice |          |     |          |   |            | 50,000.00  | 0.00      | Net credit due |

Vendor balance on Aug 9, 2016 71,280.75

THIS IS A CHARGE TO THE PARTNERSHIP ON THE BOOKS OF PLAZA EAST. IT WAS AGREED BY ALL PARTIES (INCLUDING HAMEDS) TO SETTLE A LAWSUIT BY A FORMER EMPLOYEE OF PLAZA EAST WHO LOCKED HIMSELF IN A FREEZER AND INJURED HIMSELF CLIMBING OUT. IT WAS PAID BY UNITED CORPORATION AND REIMBURSED BY THE PARTNERSHIP.

Payments

File Edit Go To Window Help

Close New List Save Print Delete Recalc Row Serial No. Detail Journal Event Reports Attach Help

Plaza East (Pship) Check/Reference No.: CRA321 Date: 8/12/16

Vendor ID: UNITED CORP Dollars \$ 0.00

Pay to the order of: Mail To: UNITED CORPORATION  
PO BOX 763  
4C & D SION FARM  
CHRISTIANSTED VI 00821  
Country

Payment method: Check

Cash account: 10300 <Inactive Account>  
Cash account balance: 0.00

Apply to Invoices: 0.00 Apply to Expenses: 0.00  Prepayment Pay All / None

| Invoice    | Date Due     | Amount Due | Description | Discount | Amount Paid | Pay                                 |
|------------|--------------|------------|-------------|----------|-------------|-------------------------------------|
| CRA315CM   | Jun 30, 2016 | -500.00    |             |          | -500.00     | <input checked="" type="checkbox"/> |
| 16-0630-01 | Jun 30, 2016 | 28,084.75  |             |          | 28,084.75   | <input checked="" type="checkbox"/> |
| 16-0630-02 | Jun 30, 2016 | 10,765.00  |             |          | 10,765.00   | <input checked="" type="checkbox"/> |
| 16-0630-03 | Jun 30, 2016 | 1,000.00   |             |          | 1,000.00    | <input checked="" type="checkbox"/> |
| 16-0731-01 | Jul 31, 2016 | 22,319.00  |             |          | 22,319.00   | <input checked="" type="checkbox"/> |
| 16-0731-02 | Jul 31, 2016 | 8,612.00   |             |          | 8,612.00    | <input checked="" type="checkbox"/> |
| 16-0731-03 | Jul 31, 2016 | 1,000.00   |             |          | 1,000.00    | <input checked="" type="checkbox"/> |
| 321CM      | Aug 31, 2016 | -71,280.75 |             |          | -71,280.75  | <input checked="" type="checkbox"/> |
| 1035       | Oct 31, 2018 | 450.00     |             |          |             | <input type="checkbox"/>            |

Discount account: 58000

NOTE THAT THIS IS ACTUALLY A ZERO PAYMENT CHECK SINCE THE ACTUAL PAYMENT WAS MADE AND RECORDED ON PLAZA WEST'S BOOKS – NOT PLAZA EAST'S BOOKS. THEREFORE, A CREDIT MEMO WAS POSTED ON PLAZA EAST'S BOOKS TO CLEAR THE LIABILITIES.

THIS ENTRY RECORDS PAYMENT BY PLAZA WEST CLAIMS RESERVE ACCOUNT TO UNITED CORPORATION FOR APPROVED CHARGES. ALL CHARGES RELATE TO FATHI YUSUF AND GAFFNEY WAGES PLUS GAFFNEY TRAVEL/HOUSING ALLOWANCE WITH THE EXCEPTION OF A SINGLE \$500 CREDIT MEMO WHICH RELATES TO A PREVIOUS OVERPAYMENT BY THE PARTNERSHIP FOR A VIESA PAYMENT IN JUNE 2016.

KEEP IN MIND THAT "PJ" ENTRIES UNDER THE CREDIT COLUMN IN ACCOUNTS PAYABLE ARE THE LIABILITIES. THE "CDJ" AND THE "PH" ENTRIES IN THE DEBIT COLUMN ARE THE PAYMENTS OF PREVIOUSLY RECORDED LIABILITIES.

THIS ACCOUNTING MAY SEEM COMPLICATED. BUT IT IS ACTUALLY EASY TO UNDERSTAND IF YOU SEE THE OTHER SIDE (PLAZA WEST). A CONTROL ACCOUNT (28600) IS USED ON BOTH SETS OF BOOKS, THE COMBINED TOTAL OF WHICH MUST ALWAYS EQUAL ZERO TO ESTABLISH NO ERRORS OR INCOMPLETE WORK.

NOTE: **ALL OTHER ACTIVITY YOU CIRCLED** RELATES TO FATHI YUSUF AND GAFFNEY WAGES & ALLOWANCE WITH THE EXCEPTION OF THE \$50,000 SETTLEMENT, THE \$500 CREDIT MEMO AND A NOMINAL \$40 CREDIT MEMO THAT RELATES TO A REDEEMED GIFT CERT AFTER THE SPLIT.

SEE THE FINAL WAGE CHARGES BELOW WHICH WAS THE BEGINNING OF A SALARY REDUCTION PERIOD. JUDGE ROSS AND I AGREED TO REDUCE MY CHARGES BY 50%. ALL WAGES CHARGES STOPPED AFTER JANUARY 2017.

Purchases/Receive Inventory

File Edit Go To Window Help

Close New List Save Copy Delete Row Serial No Note Journal Event Layout Reports Attach Help

Vendor ID: UNITED CORP

Remit to: UNITED CORPORATION  
PO BOX 763  
4C & D SION FARM  
CHRISTIANSTED, VI 00821

Ship to: United Corporation East (Pship)  
P.O. Box 763  
Christiansted  
St. Croix VI 00821  
Country

\*Invoice date: 9/30/16  
\*Due date: Sep 30, 2016  
Invoice No.: 16-0930-01  
 Drop ship  
 Waiting on bill  
[View related transactions](#)

Customer SO No. Customer invoice No. Terms Ship via A/P account  
Due at end of Month LPS Red 20000

Apply to Purchase Order: 0.00 Apply to Purchases: 22,319.00

| Quantity | Item | U/M | Description                                       | GL Account | Unit Price | Amount    | Job |
|----------|------|-----|---|------------|------------|-----------|-----|
|          |      |     | FATHI YUSUF SEP WAGES<br>Wages - Officer Salaries | 69000      | 0.00       | 22,319.00 |     |
|          |      |     |   |            |            |           |     |
|          |      |     |   |            |            |           |     |

Other payments and credits: 22,319.00 22,319.00 Invoice total  
Amount paid at purchase: 0.00 0.00 Net due

Vendor balance on Sep 30, 2016 60,904.49

Purchases/Receive Inventory

File Edit Go To Window Help

Close New List Save Copy Delete Row Serial No Note Journal Event Layout Reports Attach Help

Vendor ID: UNITED CORP

Remit to: UNITED CORPORATION  
PO BOX 763  
4C & D SION FARM  
CHRISTIANSTED, VI 00821

Ship to: United Corporation East (Pship)  
P.O. Box 763  
Christiansted  
St. Croix VI 00821  
Country

\*Invoice date: 9/30/16  
\*Due date: Sep 30, 2016  
Invoice No.: 16-0930-02  
 Drop ship  
 Waiting on bill  
[View related transactions](#)

Customer SO No. Customer invoice No. Terms Ship via A/P account  
Due at end of Month LPS Red 20000

Apply to Purchase Order: 0.00 Apply to Purchases: 4,305.12

| Quantity | Item | U/M | Description                                 | GL Account | Unit Price | Amount   | Job |
|----------|------|-----|---|------------|------------|----------|-----|
|          |      |     | GAFFNEY SEP WAGES (50%)<br>Wages - Managers | 69200      | 0.00       | 4,305.12 |     |
|          |      |     |   |            |            |          |     |
|          |      |     |   |            |            |          |     |

Other payments and credits: 4,305.12 4,305.12 Invoice total  
Amount paid at purchase: 0.00 0.00 Net due

Vendor balance on Sep 30, 2016 60,904.49

Plaza Extra Partnership  
Balance Sheets

| As of:                                 | 01/31/16               | 02/29/16               | 03/31/16               | 04/30/16               | 05/31/16               | 06/30/16               | 07/31/16               | 08/31/16               | 09/30/16               | 10/31/16               | 11/30/16               | 12/31/16               |      |
|--|------------------------|------------------------|------------------------|------------------------|------------------------|------------------------|------------------------|------------------------|------------------------|------------------------|------------------------|------------------------|------|
| <b>ASSETS</b>                          |                        |                        |                        |                        |                        |                        |                        |                        |                        |                        |                        |                        |      |
| <b>Current Assets</b>                  |                        |                        |                        |                        |                        |                        |                        |                        |                        |                        |                        |                        |      |
| 10300 Cash in Bank - Operating         | (\$ 15,145.11)         | (\$ 15,145.11)         | (\$ 12,440.32)         | (\$ 12,440.32)         | (\$ 12,440.32)         | (\$ 12,440.32)         | (\$ 12,440.32)         | (\$ 12,440.32)         | (\$ 12,440.32)         | (\$ 12,440.32)         | (\$ 12,440.32)         | (\$ 12,440.32)         | 0.00 |
| 10350 Cash in Bank - Payroll           | (625.79)               | (625.79)               | (625.79)               | (625.79)               | (625.79)               | (625.79)               | (625.79)               | (625.79)               | (625.79)               | (625.79)               | (625.79)               | (625.79)               | 0.00 |
| 10600 Cash - Bank Claims 9091          | 1,562,603.20           | 1,559,619.87           | 1,467,480.75           | 831,428.21             | 838,489.42             | 718,450.97             | 718,450.97             | 581,040.51             | 581,106.23             | 517,482.54             | 485,285.04             | 454,162.15             |      |
| 10700 Cash - Bank Liquid 9075          | 125,585.24             | 125,565.24             | 125,545.24             | 125,525.24             | 125,505.24             | 125,485.24             | 125,465.24             | 125,445.24             | 125,425.24             | 125,405.24             | 125,385.24             | 125,365.24             |      |
| 14600 Due from (to) Hamed              | 524.67                 | 0.00                   | 0.00                   | 0.00                   | 0.00                   | 0.00                   | 0.00                   | 0.00                   | 0.00                   | 0.00                   | 0.00                   | 0.00                   |      |
| 15100 Marketable Securities - BPPR     | 8,027,354.43           | 8,044,180.41           | 8,218,319.85           | 8,261,088.99           | 8,272,725.45           | 8,343,036.76           | 8,451,995.35           | 8,468,668.59           | 8,468,462.07           | 8,363,271.11           | 8,291,871.90           | 8,369,401.67           |      |
| 15150 Unrealized (Gain) Loss-BPPR      | 138,768.48             | 132,512.97             | (16,538.26)            | (71,617.54)            | (72,331.63)            | (100,378.74)           | (213,275.14)           | (204,919.69)           | (188,532.69)           | (92,049.70)            | (22,973.74)            | (57,590.78)            |      |
| <b>Total Current Assets</b>            | <b>9,839,065.12</b>    | <b>9,846,107.59</b>    | <b>9,781,741.47</b>    | <b>9,133,358.79</b>    | <b>9,151,322.37</b>    | <b>9,073,528.12</b>    | <b>9,069,570.31</b>    | <b>8,957,168.54</b>    | <b>8,973,394.74</b>    | <b>8,901,043.08</b>    | <b>8,866,502.33</b>    | <b>8,891,338.28</b>    |      |
| <b>Property and Equipment</b>          |                        |                        |                        |                        |                        |                        |                        |                        |                        |                        |                        |                        |      |
| <b>Total Property and Equipment</b>    | <b>0.00</b>            | <b>0.00</b>            | <b>0.00</b>            | <b>0.00</b>            | <b>0.00</b>            | <b>0.00</b>            | <b>0.00</b>            | <b>0.00</b>            | <b>0.00</b>            | <b>0.00</b>            | <b>0.00</b>            | <b>0.00</b>            |      |
| <b>Other Assets</b>                    |                        |                        |                        |                        |                        |                        |                        |                        |                        |                        |                        |                        |      |
| <b>Total Other Assets</b>              | <b>0.00</b>            | <b>0.00</b>            | <b>0.00</b>            | <b>0.00</b>            | <b>0.00</b>            | <b>0.00</b>            | <b>0.00</b>            | <b>0.00</b>            | <b>0.00</b>            | <b>0.00</b>            | <b>0.00</b>            | <b>0.00</b>            |      |
| <b>Total Assets</b>                    | <b>\$ 9,839,065.12</b> | <b>\$ 9,846,107.59</b> | <b>\$ 9,781,741.47</b> | <b>\$ 9,133,358.79</b> | <b>\$ 9,151,322.37</b> | <b>\$ 9,073,528.12</b> | <b>\$ 9,069,570.31</b> | <b>\$ 8,957,168.54</b> | <b>\$ 8,973,394.74</b> | <b>\$ 8,901,043.08</b> | <b>\$ 8,866,502.33</b> | <b>\$ 8,891,338.28</b> |      |
| <b>LIABILITIES AND CAPITAL</b>         |                        |                        |                        |                        |                        |                        |                        |                        |                        |                        |                        |                        |      |
| <b>Current Liabilities</b>             |                        |                        |                        |                        |                        |                        |                        |                        |                        |                        |                        |                        |      |
| 20000 Accounts Payable - Trade         | \$ 50,166.00           | \$ 91,083.00           | \$ 71,519.08           | \$ 113,157.89          | \$ 144,062.89          | \$ 115,369.35          | \$ 208,719.15          | \$ 146,267.97          | \$ 174,628.49          | \$ 143,943.70          | \$ 138,440.74          | \$ 137,114.78          |      |
| 23000 Accrued Expenses                 | 30,000.00              | 30,000.00              | 30,000.00              | 30,000.00              | 30,000.00              | 30,000.00              | 30,000.00              | 30,000.00              | 30,000.00              | 30,000.00              | 30,000.00              | 30,000.00              |      |
| <b>Total Current Liabilities</b>       | <b>80,166.00</b>       | <b>121,083.00</b>      | <b>101,519.08</b>      | <b>143,157.89</b>      | <b>174,062.89</b>      | <b>145,369.35</b>      | <b>238,719.15</b>      | <b>176,267.97</b>      | <b>204,628.49</b>      | <b>173,943.70</b>      | <b>168,440.74</b>      | <b>167,114.78</b>      |      |
| <b>Long-Term Liabilities</b>           |                        |                        |                        |                        |                        |                        |                        |                        |                        |                        |                        |                        |      |
| <b>Total Long-Term Liabilities</b>     | <b>0.00</b>            | <b>0.00</b>            | <b>0.00</b>            | <b>0.00</b>            | <b>0.00</b>            | <b>0.00</b>            | <b>0.00</b>            | <b>0.00</b>            | <b>0.00</b>            | <b>0.00</b>            | <b>0.00</b>            | <b>0.00</b>            |      |
| <b>Total Liabilities</b>               | <b>80,166.00</b>       | <b>121,083.00</b>      | <b>101,519.08</b>      | <b>143,157.89</b>      | <b>174,062.89</b>      | <b>145,369.35</b>      | <b>238,719.15</b>      | <b>176,267.97</b>      | <b>204,628.49</b>      | <b>173,943.70</b>      | <b>168,440.74</b>      | <b>167,114.78</b>      |      |
| <b>Capital</b>                         |                        |                        |                        |                        |                        |                        |                        |                        |                        |                        |                        |                        |      |
| 33000 Dividend Distrib's (Ptr Draws)   | 0.00                   | 0.00                   | 0.00                   | (563,287.25)           | (563,287.25)           | (563,287.25)           | (563,287.25)           | (563,287.25)           | (563,287.25)           | (563,287.25)           | (563,287.25)           | (563,287.25)           |      |
| 39000 Retained Earnings                | 9,807,484.84           | 9,807,484.84           | 9,807,484.84           | 9,807,484.84           | 9,807,484.84           | 9,807,484.84           | 9,807,484.84           | 9,807,484.84           | 9,807,484.84           | 9,807,484.84           | 9,807,484.84           | 9,807,484.84           |      |
| Net Income                             | (48,585.72)            | (82,460.25)            | (127,262.45)           | (253,996.69)           | (266,938.11)           | (316,038.82)           | (413,346.43)           | (463,297.02)           | (475,431.34)           | (517,098.21)           | (546,136.00)           | (519,974.09)           |      |
| <b>Total Capital</b>                   | <b>9,758,899.12</b>    | <b>9,725,024.59</b>    | <b>9,680,222.39</b>    | <b>8,990,200.90</b>    | <b>8,977,259.48</b>    | <b>8,928,158.77</b>    | <b>8,830,851.16</b>    | <b>8,780,900.57</b>    | <b>8,768,766.25</b>    | <b>8,727,099.38</b>    | <b>8,698,061.59</b>    | <b>8,724,223.50</b>    |      |
| <b>Total Liabilities &amp; Capital</b> | <b>\$ 9,839,065.12</b> | <b>\$ 9,846,107.59</b> | <b>\$ 9,781,741.47</b> | <b>\$ 9,133,358.79</b> | <b>\$ 9,151,322.37</b> | <b>\$ 9,073,528.12</b> | <b>\$ 9,069,570.31</b> | <b>\$ 8,957,168.54</b> | <b>\$ 8,973,394.74</b> | <b>\$ 8,901,043.08</b> | <b>\$ 8,866,502.33</b> | <b>\$ 8,891,338.28</b> |      |



Plaza Extra Partnership  
Income Statement - 12 Periods

|                               | Month Ended:                        | 01/31/16              | 02/29/16           | 03/31/16           | 04/30/16            | 05/31/16           | 06/30/16           | 07/31/16           | 08/31/16           | 09/30/16           | 10/31/16           | 11/30/16           | 12/31/16           | 2016<br>YTD Total      |
|-------------------------------|-------------------------------------|-----------------------|--------------------|--------------------|---------------------|--------------------|--------------------|--------------------|--------------------|--------------------|--------------------|--------------------|--------------------|------------------------|
| <b>Revenues</b>               |                                     |                       |                    |                    |                     |                    |                    |                    |                    |                    |                    |                    |                    |                        |
| 47000                         | Revenue - Miscellaneous Sales       | \$ 0.00               | 0.00               | 0.00               | (50.00)             | 0.00               | 0.00               | 0.00               | 0.00               | 0.00               | 0.00               | 0.00               | 0.00               | (\$ 50.00)             |
| 48000                         | Revenue - Sales Discounts           | 0.00                  | (3,640.00)         | 0.00               | 0.00                | 0.00               | 0.00               | 0.00               | (40.00)            | 0.00               | 0.00               | 0.00               | 0.00               | (3,680.00)             |
|                               | <b>Total Revenues</b>               | <b>0.00</b>           | <b>(3,640.00)</b>  | <b>0.00</b>        | <b>(50.00)</b>      | <b>0.00</b>        | <b>0.00</b>        | <b>0.00</b>        | <b>(40.00)</b>     | <b>0.00</b>        | <b>0.00</b>        | <b>0.00</b>        | <b>0.00</b>        | <b>(3,730.00)</b>      |
| <b>Cost of Sales</b>          |                                     |                       |                    |                    |                     |                    |                    |                    |                    |                    |                    |                    |                    |                        |
| 50000                         | COS - Purchases                     | (410.00)              | 0.00               | 0.00               | 0.00                | 0.00               | 0.00               | 0.00               | 0.00               | 0.00               | 0.00               | 0.00               | 0.00               | (410.00)               |
| 51000                         | COS - Freight Expense               | 0.00                  | 0.00               | 0.00               | 260.00              | 0.00               | 0.00               | 0.00               | 0.00               | 0.00               | 0.00               | 0.00               | 0.00               | 260.00                 |
| 52200                         | COS - US Customs Expense            | 0.00                  | 2,250.00           | 0.00               | 0.00                | 0.00               | 0.00               | 0.00               | 0.00               | 0.00               | 0.00               | 0.00               | 0.00               | 2,250.00               |
|                               | <b>Total Cost of Sales</b>          | <b>(410.00)</b>       | <b>2,250.00</b>    | <b>0.00</b>        | <b>260.00</b>       | <b>0.00</b>        | <b>0.00</b>        | <b>0.00</b>        | <b>0.00</b>        | <b>0.00</b>        | <b>0.00</b>        | <b>0.00</b>        | <b>0.00</b>        | <b>2,100.00</b>        |
|                               | <b>Gross Profit</b>                 | <b>410.00</b>         | <b>(5,890.00)</b>  | <b>0.00</b>        | <b>(310.00)</b>     | <b>0.00</b>        | <b>0.00</b>        | <b>0.00</b>        | <b>(40.00)</b>     | <b>0.00</b>        | <b>0.00</b>        | <b>0.00</b>        | <b>0.00</b>        | <b>(5,830.00)</b>      |
| <b>Expenses</b>               |                                     |                       |                    |                    |                     |                    |                    |                    |                    |                    |                    |                    |                    |                        |
| 60000                         | Accounting Fees                     | 0.00                  | 0.00               | 0.00               | 0.00                | 0.00               | 0.00               | 0.00               | 1,550.00           | 0.00               | 0.00               | 0.00               | 0.00               | 1,550.00               |
| 60800                         | Bank Charges                        | 20.00                 | 20.00              | 20.00              | 20.00               | 20.00              | 20.00              | 20.00              | 20.00              | 20.00              | 20.00              | 20.00              | 20.00              | 240.00                 |
| 61300                         | Contract Labor Expense              | 0.00                  | 0.00               | 0.00               | 0.00                | 0.00               | 36,200.00          | 0.00               | 0.00               | 0.00               | 3,800.00           | 5,000.00           | 0.00               | 45,000.00              |
| 63000                         | Insurance - Emp Health              | 0.00                  | 0.00               | 0.00               | 0.00                | 0.00               | 0.00               | 0.00               | 397.61             | 0.00               | 0.00               | 0.00               | 0.00               | 397.61                 |
| 63200                         | Insurance - Gen Liability           | 0.40                  | 0.00               | 0.00               | 0.00                | 0.00               | 0.00               | 50,000.00          | 0.00               | 0.00               | 0.00               | 0.00               | 0.00               | 50,000.40              |
| 63600                         | Insurance - Workers' Comp           | 0.00                  | 317.99             | 0.00               | 0.00                | 0.00               | 0.00               | 0.00               | 0.00               | 0.00               | 0.00               | 0.00               | 0.00               | 317.99                 |
| 64500                         | Legal Fees Expense                  | 17,337.00             | 4,071.00           | 27,083.00          | 6,020.00            | 0.00               | 1,240.50           | 11,418.80          | 0.00               | 495.00             | 0.00               | 1,192.50           | 1,437.50           | 70,295.30              |
| 66400                         | Rent Expense - Other                | 733.33                | 733.33             | 1,466.66           | 0.00                | 733.33             | 1,507.01           | 0.00               | 741.40             | 741.40             | 741.40             | 741.40             | 741.40             | 8,880.66               |
| 67400                         | Taxes - Empr FUTA Expense           | 0.00                  | 982.68             | 0.00               | 74,779.10           | (9,935.49)         | 0.00               | 0.00               | 0.00               | 0.00               | 0.00               | 0.00               | 0.00               | 65,826.29              |
| 67500                         | Taxes - Empr VI Unemp               | 0.00                  | 0.00               | 0.00               | 0.00                | 0.00               | 12,547.65          | 0.00               | 38,449.90          | 0.00               | 1,273.38           | (13,519.51)        | 0.00               | 38,751.42              |
| 68200                         | Travel & Hotels Expense             | 0.00                  | 0.00               | 3,000.00           | 1,000.00            | 1,000.00           | 1,000.00           | 1,000.00           | 500.00             | 500.00             | 500.00             | 0.00               | 0.00               | 8,500.00               |
| 69000                         | Wages - Officer Salaries            | 24,055.00             | 23,698.00          | 29,603.75          | 23,683.00           | 23,683.00          | 28,084.75          | 22,319.00          | 27,898.75          | 22,319.00          | 22,319.00          | 27,898.75          | 22,319.00          | 297,881.00             |
| 69200                         | Wages - Managers                    | 8,774.00              | 8,732.00           | 8,717.00           | 8,612.00            | 8,612.00           | 10,765.00          | 8,612.00           | 5,381.62           | 4,305.12           | 4,305.12           | 5,381.40           | 5,299.03           | 87,496.29              |
|                               | <b>Total Expenses</b>               | <b>50,919.73</b>      | <b>38,555.00</b>   | <b>69,890.41</b>   | <b>114,114.10</b>   | <b>24,112.84</b>   | <b>91,364.91</b>   | <b>93,369.80</b>   | <b>74,939.28</b>   | <b>28,380.52</b>   | <b>32,958.90</b>   | <b>26,714.54</b>   | <b>29,816.93</b>   | <b>675,136.96</b>      |
|                               | <b>Net Operating Income</b>         | <b>(50,509.73)</b>    | <b>(44,445.00)</b> | <b>(69,890.41)</b> | <b>(114,424.10)</b> | <b>(24,112.84)</b> | <b>(91,364.91)</b> | <b>(93,369.80)</b> | <b>(74,979.28)</b> | <b>(28,380.52)</b> | <b>(32,958.90)</b> | <b>(26,714.54)</b> | <b>(29,816.93)</b> | <b>(680,966.96)</b>    |
| <b>Other Income (Expense)</b> |                                     |                       |                    |                    |                     |                    |                    |                    |                    |                    |                    |                    |                    |                        |
| 80000                         | Other Income (Expense)              | 0.00                  | 0.00               | 0.00               | 0.00                | 0.00               | 0.00               | 0.00               | 0.00               | 65.72              | 0.00               | 0.00               | 13,066.11          | 13,131.83              |
| 80100                         | Interest Income - Taxable           | 0.00                  | 0.00               | 0.00               | 0.00                | 249.05             | 0.00               | 0.00               | 0.00               | 0.00               | 0.00               | 0.00               | 0.00               | 249.05                 |
| 80150                         | Interest Income - Nontaxable        | 20,000.00             | 16,250.00          | 7,093.75           | 5,625.00            | 16,250.00          | 23,750.00          | 14,375.00          | 19,343.75          | 7,875.00           | 10,405.56          | 12,312.50          | 24,878.47          | 178,159.03             |
| 80200                         | Dividend Income                     | 1.15                  | 1.16               | 18,397.13          | 1.42                | 1.51               | 23,693.84          | 1.78               | 2.91               | 13,872.20          | 1.15               | 1.52               | 26,332.32          | 82,308.09              |
| 80800                         | Broker & Account Mgt Fees           | (12,774.99)           | 0.00               | 0.00               | (12,959.05)         | 0.00               | 0.00               | (13,297.33)        | 0.00               | 0.00               | (13,540.06)        | 0.00               | 0.00               | (52,571.43)            |
| 81100                         | Proceeds from Securities Sold       | 0.00                  | 0.00               | 248,088.50         | 0.00                | 0.00               | 0.00               | 0.00               | 249,394.50         | 0.00               | 0.00               | 178,335.00         | 142,027.72         | 817,845.72             |
| 81200                         | Cost of Securities Sold             | 0.00                  | 0.00               | (243,377.86)       | 0.00                | 0.00               | 0.00               | 0.00               | (235,642.51)       | 0.00               | 0.00               | (187,510.31)       | (157,636.66)       | (824,167.34)           |
| 81300                         | Basis Adj's Securities Sold         | (5,302.15)            | (5,680.69)         | (5,113.31)         | (4,977.51)          | (5,329.14)         | (5,179.64)         | (5,017.26)         | (8,069.96)         | (5,566.72)         | (5,574.62)         | (5,461.96)         | (5,296.19)         | (66,569.15)            |
| 83100                         | ST Cap Gain Distrib's - BPPR        | 0.00                  | 0.00               | 0.00               | 0.00                | 0.00               | 0.00               | 0.00               | 0.00               | 0.00               | 0.00               | 0.00               | 208.97             | 208.97                 |
| 83200                         | LT Cap Gain Distrib's - BPPR        | 0.00                  | 0.00               | 0.00               | 0.00                | 0.00               | 0.00               | 0.00               | 0.00               | 0.00               | 0.00               | 0.00               | 12,398.10          | 12,398.10              |
|                               | <b>Total Other Income (Expense)</b> | <b>1,924.01</b>       | <b>10,570.47</b>   | <b>25,088.21</b>   | <b>(12,310.14)</b>  | <b>11,171.42</b>   | <b>42,264.20</b>   | <b>(3,937.81)</b>  | <b>25,028.69</b>   | <b>16,246.20</b>   | <b>(8,707.97)</b>  | <b>(2,323.25)</b>  | <b>55,978.84</b>   | <b>160,992.87</b>      |
|                               | <b>Net Income</b>                   | <b>(\$ 48,585.72)</b> | <b>(33,874.53)</b> | <b>(44,802.20)</b> | <b>(126,734.24)</b> | <b>(12,941.42)</b> | <b>(49,100.71)</b> | <b>(97,307.61)</b> | <b>(49,950.59)</b> | <b>(12,134.32)</b> | <b>(41,666.87)</b> | <b>(29,037.79)</b> | <b>26,161.91</b>   | <b>(\$ 519,974.09)</b> |

United Corporation East (Pship)  
Balance Sheets

|                                | As of:                                 | 01/31/16            | 02/29/16            | 03/31/16            | 04/30/16            | 05/31/16            | 06/30/16            | 07/31/16            | 08/31/16            | 09/30/16            | 10/31/16            | 11/30/16            | 12/31/16            |
|--------------------------------|--|---------------------|---------------------|---------------------|---------------------|---------------------|---------------------|---------------------|---------------------|---------------------|---------------------|---------------------|---------------------|
| <b>ASSETS</b>                  |  |                     |                     |                     |                     |                     |                     |                     |                     |                     |                     |                     |                     |
| <b>Current Assets</b>          |  |                     |                     |                     |                     |                     |                     |                     |                     |                     |                     |                     |                     |
| 10300                          | Cash - Bank Op'g 8830                  | (\$ 871.05)         | (\$ 871.05)         | (\$ 871.05)         | (\$ 871.05)         | (\$ 871.05)         | (\$ 871.05)         | (\$ 871.05)         | (\$ 871.05)         | (\$ 871.05)         | (\$ 871.05)         | (\$ 871.05)         | \$ 0.00             |
|                                | <b>Total Current Assets</b>            | <b>(871.05)</b>     | <b>(871.05)</b>     | <b>(871.05)</b>     | <b>(871.05)</b>     | <b>(871.05)</b>     | <b>(871.05)</b>     | <b>(871.05)</b>     | <b>(871.05)</b>     | <b>(871.05)</b>     | <b>(871.05)</b>     | <b>(871.05)</b>     | <b>0.00</b>         |
| <b>Property and Equipment</b>  |  |                     |                     |                     |                     |                     |                     |                     |                     |                     |                     |                     |                     |
|                                | <b>Total Property and Equipment</b>    | <b>0.00</b>         | <b>0.00</b>         | <b>0.00</b>         | <b>0.00</b>         | <b>0.00</b>         | <b>0.00</b>         | <b>0.00</b>         | <b>0.00</b>         | <b>0.00</b>         | <b>0.00</b>         | <b>0.00</b>         | <b>0.00</b>         |
| <b>Other Assets</b>            |  |                     |                     |                     |                     |                     |                     |                     |                     |                     |                     |                     |                     |
|                                | <b>Total Other Assets</b>              | <b>0.00</b>         | <b>0.00</b>         | <b>0.00</b>         | <b>0.00</b>         | <b>0.00</b>         | <b>0.00</b>         | <b>0.00</b>         | <b>0.00</b>         | <b>0.00</b>         | <b>0.00</b>         | <b>0.00</b>         | <b>0.00</b>         |
|                                | <b>Total Assets</b>                    | <b>(\$ 871.05)</b>  | <b>(\$ 871.05)</b>  | <b>(\$ 871.05)</b>  | <b>(\$ 871.05)</b>  | <b>(\$ 871.05)</b>  | <b>(\$ 871.05)</b>  | <b>(\$ 871.05)</b>  | <b>(\$ 871.05)</b>  | <b>(\$ 871.05)</b>  | <b>(\$ 871.05)</b>  | <b>(\$ 871.05)</b>  | <b>\$ 0.00</b>      |
| <b>LIABILITIES AND CAPITAL</b> |  |                     |                     |                     |                     |                     |                     |                     |                     |                     |                     |                     |                     |
| <b>Current Liabilities</b>     |  |                     |                     |                     |                     |                     |                     |                     |                     |                     |                     |                     |                     |
| 20000                          | Accounts Payable - Trade               | \$ 32,829.00        | \$ 66,559.67        | \$ 41,320.75        | \$ 107,137.89       | \$ 140,432.89       | \$ 114,128.85       | \$ 196,059.85       | \$ 147,009.37       | \$ 174,133.49       | \$ 140,353.12       | \$ 108,059.25       | \$ 135,677.28       |
| 23000                          | Accrued Expenses                       | 10,000.00           | 10,000.00           | 10,000.00           | 10,000.00           | 10,000.00           | 10,000.00           | 10,000.00           | 10,000.00           | 10,000.00           | 10,000.00           | 10,000.00           | 10,000.00           |
|                                | <b>Total Current Liabilities</b>       | <b>42,829.00</b>    | <b>76,559.67</b>    | <b>51,320.75</b>    | <b>117,137.89</b>   | <b>150,432.89</b>   | <b>124,128.85</b>   | <b>206,059.85</b>   | <b>157,009.37</b>   | <b>184,133.49</b>   | <b>150,353.12</b>   | <b>118,059.25</b>   | <b>145,677.28</b>   |
| <b>Long-Term Liabilities</b>   |  |                     |                     |                     |                     |                     |                     |                     |                     |                     |                     |                     |                     |
| 28600                          | Pship Claims Reserve Clearing          | 65,294.61           | 65,294.61           | 131,854.28          | 174,421.24          | 174,421.24          | 240,075.03          | 240,075.03          | 361,395.78          | 361,395.78          | 422,300.27          | 449,424.39          | 449,424.39          |
|                                | <b>Total Long-Term Liabilities</b>     | <b>65,294.61</b>    | <b>65,294.61</b>    | <b>131,854.28</b>   | <b>174,421.24</b>   | <b>174,421.24</b>   | <b>240,075.03</b>   | <b>240,075.03</b>   | <b>361,395.78</b>   | <b>361,395.78</b>   | <b>422,300.27</b>   | <b>449,424.39</b>   | <b>449,424.39</b>   |
|                                | <b>Total Liabilities</b>               | <b>108,123.61</b>   | <b>141,854.28</b>   | <b>183,175.03</b>   | <b>291,559.13</b>   | <b>324,854.13</b>   | <b>364,203.88</b>   | <b>446,134.88</b>   | <b>518,405.15</b>   | <b>545,529.27</b>   | <b>572,653.39</b>   | <b>567,483.64</b>   | <b>595,101.67</b>   |
| <b>Capital</b>                 |  |                     |                     |                     |                     |                     |                     |                     |                     |                     |                     |                     |                     |
| 39000                          | Retained Earnings                      | (76,165.66)         | (76,165.66)         | (76,165.66)         | (76,165.66)         | (76,165.66)         | (76,165.66)         | (76,165.66)         | (76,165.66)         | (76,165.66)         | (76,165.66)         | (76,165.66)         | (76,165.66)         |
|                                | Net Income                             | (32,829.00)         | (66,559.67)         | (107,880.42)        | (216,264.52)        | (249,559.52)        | (288,909.27)        | (370,840.27)        | (443,110.54)        | (470,234.66)        | (497,358.78)        | (492,189.03)        | (518,936.01)        |
|                                | <b>Total Capital</b>                   | <b>(108,994.66)</b> | <b>(142,725.33)</b> | <b>(184,046.08)</b> | <b>(292,430.18)</b> | <b>(325,725.18)</b> | <b>(365,074.93)</b> | <b>(447,005.93)</b> | <b>(519,276.20)</b> | <b>(546,400.32)</b> | <b>(573,524.44)</b> | <b>(568,354.69)</b> | <b>(595,101.67)</b> |
|                                | <b>Total Liabilities &amp; Capital</b> | <b>(\$ 871.05)</b>  | <b>(\$ 871.05)</b>  | <b>(\$ 871.05)</b>  | <b>(\$ 871.05)</b>  | <b>(\$ 871.05)</b>  | <b>(\$ 871.05)</b>  | <b>(\$ 871.05)</b>  | <b>(\$ 871.05)</b>  | <b>(\$ 871.05)</b>  | <b>(\$ 871.05)</b>  | <b>(\$ 871.05)</b>  | <b>\$ 0.00</b>      |

United Corporation East (Pship)  
Income Statement - 12 Periods

|                               | Month Ended:                        | 01/31/16              | 02/29/16           | 03/31/16           | 04/30/16            | 05/31/16           | 06/30/16           | 07/31/16           | 08/31/16           | 09/30/16           | 10/31/16           | 11/30/16          | 12/31/16           | 2016<br>YTD Total   |
|-------------------------------|-------------------------------------|-----------------------|--------------------|--------------------|---------------------|--------------------|--------------------|--------------------|--------------------|--------------------|--------------------|-------------------|--------------------|---------------------|
| <b>Revenues</b>               |                                     |                       |                    |                    |                     |                    |                    |                    |                    |                    |                    |                   |                    |                     |
| 47000                         | Revenue - Miscellaneous Sales       | \$ 0.00               | 0.00               | 0.00               | (50.00)             | 0.00               | 0.00               | 0.00               | 0.00               | 0.00               | 0.00               | 0.00              | 0.00               | (50.00)             |
| 48000                         | Revenue - Sales Discounts           | 0.00                  | 0.00               | 0.00               | 0.00                | 0.00               | 0.00               | 0.00               | (40.00)            | 0.00               | 0.00               | 0.00              | 0.00               | (40.00)             |
|                               | <b>Total Revenues</b>               | <b>0.00</b>           | <b>0.00</b>        | <b>0.00</b>        | <b>(50.00)</b>      | <b>0.00</b>        | <b>0.00</b>        | <b>0.00</b>        | <b>(40.00)</b>     | <b>0.00</b>        | <b>0.00</b>        | <b>0.00</b>       | <b>0.00</b>        | <b>(90.00)</b>      |
| <b>Cost of Sales</b>          |                                     |                       |                    |                    |                     |                    |                    |                    |                    |                    |                    |                   |                    |                     |
| 51000                         | COS - Freight Expense               | 0.00                  | 0.00               | 0.00               | 260.00              | 0.00               | 0.00               | 0.00               | 0.00               | 0.00               | 0.00               | 0.00              | 0.00               | 260.00              |
|                               | <b>Total Cost of Sales</b>          | <b>0.00</b>           | <b>0.00</b>        | <b>0.00</b>        | <b>260.00</b>       | <b>0.00</b>        | <b>0.00</b>        | <b>0.00</b>        | <b>0.00</b>        | <b>0.00</b>        | <b>0.00</b>        | <b>0.00</b>       | <b>0.00</b>        | <b>260.00</b>       |
|                               | <b>Gross Profit</b>                 | <b>0.00</b>           | <b>0.00</b>        | <b>0.00</b>        | <b>(310.00)</b>     | <b>0.00</b>        | <b>0.00</b>        | <b>0.00</b>        | <b>(40.00)</b>     | <b>0.00</b>        | <b>0.00</b>        | <b>0.00</b>       | <b>0.00</b>        | <b>(350.00)</b>     |
| <b>Expenses</b>               |                                     |                       |                    |                    |                     |                    |                    |                    |                    |                    |                    |                   |                    |                     |
| 63200                         | Insurance - Gen Liability           | 0.00                  | 0.00               | 0.00               | 0.00                | 0.00               | 0.00               | 50,000.00          | 0.00               | 0.00               | 0.00               | 0.00              | 0.00               | 50,000.00           |
| 63600                         | Insurance - Workers' Comp           | 0.00                  | 317.99             | 0.00               | 0.00                | 0.00               | 0.00               | 0.00               | 0.00               | 0.00               | 0.00               | 0.00              | 0.00               | 317.99              |
| 67400                         | Taxes - Empr FUTA Expense           | 0.00                  | 982.68             | 0.00               | 74,779.10           | 0.00               | 0.00               | 0.00               | 0.00               | 0.00               | 0.00               | 0.00              | 0.00               | 75,761.78           |
| 67500                         | Taxes - Empr VI Unemp               | 0.00                  | 0.00               | 0.00               | 0.00                | 0.00               | (500.00)           | 0.00               | 38,449.90          | 0.00               | 0.00               | (38,449.90)       | 0.00               | (500.00)            |
| 68200                         | Travel & Hotels Expense             | 0.00                  | 0.00               | 3,000.00           | 1,000.00            | 1,000.00           | 1,000.00           | 1,000.00           | 500.00             | 500.00             | 500.00             | 0.00              | 0.00               | 8,500.00            |
| 69000                         | Wages - Officer Salaries            | 24,055.00             | 23,698.00          | 29,603.75          | 23,683.00           | 23,683.00          | 28,084.75          | 22,319.00          | 27,898.75          | 22,319.00          | 22,319.00          | 27,898.75         | 22,319.00          | 297,881.00          |
| 69200                         | Wages - Managers                    | 8,774.00              | 8,732.00           | 8,717.00           | 8,612.00            | 8,612.00           | 10,765.00          | 8,612.00           | 5,381.62           | 4,305.12           | 4,305.12           | 5,381.40          | 5,299.03           | 87,496.29           |
|                               | <b>Total Expenses</b>               | <b>32,829.00</b>      | <b>33,730.67</b>   | <b>41,320.75</b>   | <b>108,074.10</b>   | <b>33,295.00</b>   | <b>39,349.75</b>   | <b>81,931.00</b>   | <b>72,230.27</b>   | <b>27,124.12</b>   | <b>27,124.12</b>   | <b>(5,169.75)</b> | <b>27,618.03</b>   | <b>519,457.06</b>   |
|                               | <b>Net Operating Income</b>         | <b>(32,829.00)</b>    | <b>(33,730.67)</b> | <b>(41,320.75)</b> | <b>(108,384.10)</b> | <b>(33,295.00)</b> | <b>(39,349.75)</b> | <b>(81,931.00)</b> | <b>(72,270.27)</b> | <b>(27,124.12)</b> | <b>(27,124.12)</b> | <b>5,169.75</b>   | <b>(27,618.03)</b> | <b>(519,807.06)</b> |
| <b>Other Income (Expense)</b> |                                     |                       |                    |                    |                     |                    |                    |                    |                    |                    |                    |                   |                    |                     |
|                               | <b>Total Other Income (Expense)</b> | <b>0.00</b>           | <b>0.00</b>        | <b>0.00</b>        | <b>0.00</b>         | <b>0.00</b>        | <b>0.00</b>        | <b>0.00</b>        | <b>0.00</b>        | <b>0.00</b>        | <b>0.00</b>        | <b>0.00</b>       | <b>871.05</b>      | <b>871.05</b>       |
|                               | <b>Net Income</b>                   | <b>(\$ 32,829.00)</b> | <b>(33,730.67)</b> | <b>(41,320.75)</b> | <b>(108,384.10)</b> | <b>(33,295.00)</b> | <b>(39,349.75)</b> | <b>(81,931.00)</b> | <b>(72,270.27)</b> | <b>(27,124.12)</b> | <b>(27,124.12)</b> | <b>5,169.75</b>   | <b>(26,746.98)</b> | <b>(518,936.01)</b> |



United Corporation West (Pship)  
Balance Sheets

|  | As of:                 | 01/31/16               | 02/29/16               | 03/31/16               | 04/30/16               | 05/31/16               | 06/30/16               | 07/31/16               | 08/31/16               | 09/30/16               | 10/31/16               | 11/30/16               | 12/31/16       |                |     |         |    |        |    |          |    |           |    |          |  |
|--|------------------------|------------------------|------------------------|------------------------|------------------------|------------------------|------------------------|------------------------|------------------------|------------------------|------------------------|------------------------|----------------|----------------|-----|---------|----|--------|----|----------|----|-----------|----|----------|--|
| <b>ASSETS</b>                          |                        |                        |                        |                        |                        |                        |                        |                        |                        |                        |                        |                        |                |                |     |         |    |        |    |          |    |           |    |          |  |
| <b>Current Assets</b>                  |                        |                        |                        |                        |                        |                        |                        |                        |                        |                        |                        |                        |                |                |     |         |    |        |    |          |    |           |    |          |  |
| 10300 Cash - Bank Op'g 6269            | (\$                    | 4,846.12)              | (\$                    | 4,846.12)              | (\$                    | 4,846.12)              | (\$                    | 4,846.12)              | (\$                    | 4,846.12)              | (\$                    | 4,846.12)              | \$             | 0.00           |     |         |    |        |    |          |    |           |    |          |  |
| 10600 Cash - Bank Claims 9091          | 1,562,603.20           | 1,559,619.87           | 1,467,480.75           | 831,428.21             | 838,489.42             | 718,450.97             | 718,450.97             | 581,040.51             | 581,106.23             | 517,482.54             | 485,285.04             | 454,162.15             |                |                |     |         |    |        |    |          |    |           |    |          |  |
| 10700 Cash - Bank Liquid 9075          | 125,585.24             | 125,565.24             | 125,545.24             | 125,525.24             | 125,505.24             | 125,485.24             | 125,465.24             | 125,445.24             | 125,425.24             | 125,405.24             | 125,385.24             | 125,365.24             |                |                |     |         |    |        |    |          |    |           |    |          |  |
| 14600 Due from (to) Hamed              | 524.67                 | 0.00                   | 0.00                   | 0.00                   | 0.00                   | 0.00                   | 0.00                   | 0.00                   | 0.00                   | 0.00                   | 0.00                   | 0.00                   |                |                |     |         |    |        |    |          |    |           |    |          |  |
| 15100 Marketable Securities - BPPR     | 8,027,354.43           | 8,044,180.41           | 8,218,319.85           | 8,261,088.99           | 8,272,725.45           | 8,343,036.76           | 8,451,995.35           | 8,468,668.59           | 8,468,462.07           | 8,363,271.11           | 8,291,871.90           | 8,369,401.67           |                |                |     |         |    |        |    |          |    |           |    |          |  |
| 15150 Unrealized (Gain) Loss - BPPR    | 138,768.48             | 132,512.97             | (16,538.26)            | (71,617.54)            | (72,331.63)            | (100,378.74)           | (213,275.14)           | (204,919.69)           | (188,532.69)           | (92,049.70)            | (22,973.74)            | (57,590.78)            |                |                |     |         |    |        |    |          |    |           |    |          |  |
| <b>Total Current Assets</b>            | <b>9,849,989.90</b>    | <b>9,857,032.37</b>    | <b>9,789,961.46</b>    | <b>9,141,578.78</b>    | <b>9,159,542.36</b>    | <b>9,081,748.11</b>    | <b>9,077,790.30</b>    | <b>8,965,388.53</b>    | <b>8,981,614.73</b>    | <b>8,909,263.07</b>    | <b>8,874,722.32</b>    | <b>8,891,338.28</b>    |                |                |     |         |    |        |    |          |    |           |    |          |  |
| <b>Property and Equipment</b>          |                        |                        |                        |                        |                        |                        |                        |                        |                        |                        |                        |                        |                |                |     |         |    |        |    |          |    |           |    |          |  |
| <b>Total Property and Equipment</b>    | <b>0.00</b>            | <b>0.00</b>            | <b>0.00</b>            | <b>0.00</b>            | <b>0.00</b>            | <b>0.00</b>            | <b>0.00</b>            | <b>0.00</b>            | <b>0.00</b>            | <b>0.00</b>            | <b>0.00</b>            | <b>0.00</b>            | <b>0.00</b>    | <b>0.00</b>    |     |         |    |        |    |          |    |           |    |          |  |
| <b>Other Assets</b>                    |                        |                        |                        |                        |                        |                        |                        |                        |                        |                        |                        |                        |                |                |     |         |    |        |    |          |    |           |    |          |  |
| <b>Total Other Assets</b>              | <b>0.00</b>            | <b>0.00</b>            | <b>0.00</b>            | <b>0.00</b>            | <b>0.00</b>            | <b>0.00</b>            | <b>0.00</b>            | <b>0.00</b>            | <b>0.00</b>            | <b>0.00</b>            | <b>0.00</b>            | <b>0.00</b>            | <b>0.00</b>    | <b>0.00</b>    |     |         |    |        |    |          |    |           |    |          |  |
| <b>Total Assets</b>                    | <b>\$ 9,849,989.90</b> | <b>\$ 9,857,032.37</b> | <b>\$ 9,789,961.46</b> | <b>\$ 9,141,578.78</b> | <b>\$ 9,159,542.36</b> | <b>\$ 9,081,748.11</b> | <b>\$ 9,077,790.30</b> | <b>\$ 8,965,388.53</b> | <b>\$ 8,981,614.73</b> | <b>\$ 8,909,263.07</b> | <b>\$ 8,874,722.32</b> | <b>\$ 8,891,338.28</b> |                |                |     |         |    |        |    |          |    |           |    |          |  |
| <b>LIABILITIES AND CAPITAL</b>         |                        |                        |                        |                        |                        |                        |                        |                        |                        |                        |                        |                        |                |                |     |         |    |        |    |          |    |           |    |          |  |
| <b>Current Liabilities</b>             |                        |                        |                        |                        |                        |                        |                        |                        |                        |                        |                        |                        |                |                |     |         |    |        |    |          |    |           |    |          |  |
| 20000 Accounts Payable - Trade         | \$                     | 17,337.00              | \$                     | 24,523.33              | \$                     | 30,198.33              | \$                     | 6,020.00               | \$                     | 3,630.00               | \$                     | 1,240.50               | \$             | 12,659.30      | (\$ | 741.40) | \$ | 495.00 | \$ | 3,590.58 | \$ | 30,381.49 | \$ | 1,437.50 |  |
| 23000 Accrued Expenses                 | 10,000.00              | 10,000.00              | 10,000.00              | 10,000.00              | 10,000.00              | 10,000.00              | 10,000.00              | 10,000.00              | 10,000.00              | 10,000.00              | 10,000.00              | 10,000.00              | 10,000.00      | 10,000.00      |     |         |    |        |    |          |    |           |    |          |  |
| <b>Total Current Liabilities</b>       | <b>27,337.00</b>       | <b>34,523.33</b>       | <b>40,198.33</b>       | <b>16,020.00</b>       | <b>13,630.00</b>       | <b>11,240.50</b>       | <b>22,659.30</b>       | <b>9,258.60</b>        | <b>10,495.00</b>       | <b>13,590.58</b>       | <b>40,381.49</b>       | <b>11,437.50</b>       |                |                |     |         |    |        |    |          |    |           |    |          |  |
| <b>Long-Term Liabilities</b>           |                        |                        |                        |                        |                        |                        |                        |                        |                        |                        |                        |                        |                |                |     |         |    |        |    |          |    |           |    |          |  |
| 28600 Pship Claims Reserve Clearing    | (76,196.12)            | (82,086.12)            | (151,350.58)           | (193,917.54)           | (193,917.54)           | (259,571.33)           | (259,571.33)           | (380,892.08)           | (380,892.08)           | (441,796.57)           | (468,920.69)           | (468,920.69)           |                |                |     |         |    |        |    |          |    |           |    |          |  |
| <b>Total Long-Term Liabilities</b>     | <b>(76,196.12)</b>     | <b>(82,086.12)</b>     | <b>(151,350.58)</b>    | <b>(193,917.54)</b>    | <b>(193,917.54)</b>    | <b>(259,571.33)</b>    | <b>(259,571.33)</b>    | <b>(380,892.08)</b>    | <b>(380,892.08)</b>    | <b>(441,796.57)</b>    | <b>(468,920.69)</b>    | <b>(468,920.69)</b>    |                |                |     |         |    |        |    |          |    |           |    |          |  |
| <b>Total Liabilities</b>               | <b>(48,859.12)</b>     | <b>(47,562.79)</b>     | <b>(111,152.25)</b>    | <b>(177,897.54)</b>    | <b>(180,287.54)</b>    | <b>(248,330.83)</b>    | <b>(236,912.03)</b>    | <b>(371,633.48)</b>    | <b>(370,397.08)</b>    | <b>(428,205.99)</b>    | <b>(428,539.20)</b>    | <b>(457,483.19)</b>    |                |                |     |         |    |        |    |          |    |           |    |          |  |
| <b>Capital</b>                         |                        |                        |                        |                        |                        |                        |                        |                        |                        |                        |                        |                        |                |                |     |         |    |        |    |          |    |           |    |          |  |
| 30000 Common Stock                     | 200,000.00             | 200,000.00             | 200,000.00             | 200,000.00             | 200,000.00             | 200,000.00             | 200,000.00             | 200,000.00             | 200,000.00             | 200,000.00             | 200,000.00             | 200,000.00             | 200,000.00     | 200,000.00     |     |         |    |        |    |          |    |           |    |          |  |
| 31000 Additional Paid-In Capital       | 12,454,539.26          | 12,454,539.26          | 12,454,539.26          | 12,454,539.26          | 12,454,539.26          | 12,454,539.26          | 12,454,539.26          | 12,454,539.26          | 12,454,539.26          | 12,454,539.26          | 12,454,539.26          | 12,454,539.26          | 12,454,539.26  | 12,454,539.26  |     |         |    |        |    |          |    |           |    |          |  |
| 32000 Less Cost of Treasury Stock      | (400,000.00)           | (400,000.00)           | (400,000.00)           | (400,000.00)           | (400,000.00)           | (400,000.00)           | (400,000.00)           | (400,000.00)           | (400,000.00)           | (400,000.00)           | (400,000.00)           | (400,000.00)           | (400,000.00)   | (400,000.00)   |     |         |    |        |    |          |    |           |    |          |  |
| 33000 Dividend Distributions           | 0.00                   | 0.00                   | 0.00                   | (563,287.25)           | (563,287.25)           | (563,287.25)           | (563,287.25)           | (563,287.25)           | (563,287.25)           | (563,287.25)           | (563,287.25)           | (563,287.25)           | (563,287.25)   | (563,287.25)   |     |         |    |        |    |          |    |           |    |          |  |
| 39000 Retained Earnings                | (2,339,523.52)         | (2,339,523.52)         | (2,339,523.52)         | (2,339,523.52)         | (2,339,523.52)         | (2,339,523.52)         | (2,339,523.52)         | (2,339,523.52)         | (2,339,523.52)         | (2,339,523.52)         | (2,339,523.52)         | (2,339,523.52)         | (2,339,523.52) | (2,339,523.52) |     |         |    |        |    |          |    |           |    |          |  |
| Net Income                             | (16,166.72)            | (10,420.58)            | (13,902.03)            | (32,252.17)            | (11,898.59)            | (21,649.55)            | (37,026.16)            | (14,706.48)            | 283.32                 | (14,259.43)            | (48,466.97)            | (2,907.02)             |                |                |     |         |    |        |    |          |    |           |    |          |  |
| <b>Total Capital</b>                   | <b>9,898,849.02</b>    | <b>9,904,595.16</b>    | <b>9,901,113.71</b>    | <b>9,319,476.32</b>    | <b>9,339,829.90</b>    | <b>9,330,078.94</b>    | <b>9,314,702.33</b>    | <b>9,337,022.01</b>    | <b>9,352,011.81</b>    | <b>9,337,469.06</b>    | <b>9,303,261.52</b>    | <b>9,348,821.47</b>    |                |                |     |         |    |        |    |          |    |           |    |          |  |
| <b>Total Liabilities &amp; Capital</b> | <b>\$ 9,849,989.90</b> | <b>\$ 9,857,032.37</b> | <b>\$ 9,789,961.46</b> | <b>\$ 9,141,578.78</b> | <b>\$ 9,159,542.36</b> | <b>\$ 9,081,748.11</b> | <b>\$ 9,077,790.30</b> | <b>\$ 8,965,388.53</b> | <b>\$ 8,981,614.73</b> | <b>\$ 8,909,263.07</b> | <b>\$ 8,874,722.32</b> | <b>\$ 8,891,338.28</b> |                |                |     |         |    |        |    |          |    |           |    |          |  |



United Corporation West (Pship)  
Income Statement - 12 Periods

|                                     | Month Ended: | 01/31/16    | 02/29/16   | 03/31/16     | 04/30/16    | 05/31/16   | 06/30/16    | 07/31/16    | 08/31/16     | 09/30/16   | 10/31/16    | 11/30/16     | 12/31/16     | 2016<br>YTD Total |
|-------------------------------------|--------------|-------------|------------|--------------|-------------|------------|-------------|-------------|--------------|------------|-------------|--------------|--------------|-------------------|
| <b>Revenues</b>                     |              |             |            |              |             |            |             |             |              |            |             |              |              |                   |
| Total Revenues                      |              | 0.00        | 0.00       | 0.00         | 0.00        | 0.00       | 0.00        | 0.00        | 0.00         | 0.00       | 0.00        | 0.00         | 0.00         | 0.00              |
| <b>Cost of Sales</b>                |              |             |            |              |             |            |             |             |              |            |             |              |              |                   |
| Total Cost of Sales                 |              | 0.00        | 0.00       | 0.00         | 0.00        | 0.00       | 0.00        | 0.00        | 0.00         | 0.00       | 0.00        | 0.00         | 0.00         | 0.00              |
| Gross Profit                        |              | 0.00        | 0.00       | 0.00         | 0.00        | 0.00       | 0.00        | 0.00        | 0.00         | 0.00       | 0.00        | 0.00         | 0.00         | 0.00              |
| <b>Expenses</b>                     |              |             |            |              |             |            |             |             |              |            |             |              |              |                   |
| 60000 Accounting Fees               |              | 0.00        | 0.00       | 0.00         | 0.00        | 0.00       | 0.00        | 0.00        | 1,550.00     | 0.00       | 0.00        | 0.00         | 0.00         | 1,550.00          |
| 60800 Bank Charges                  |              | 20.00       | 20.00      | 20.00        | 20.00       | 20.00      | 20.00       | 20.00       | 20.00        | 20.00      | 20.00       | 20.00        | 20.00        | 240.00            |
| 61300 Contract Labor Expense        |              | 0.00        | 0.00       | 0.00         | 0.00        | 0.00       | 36,200.00   | 0.00        | 0.00         | 0.00       | 3,800.00    | 5,000.00     | 0.00         | 45,000.00         |
| 63000 Insurance - Emp Health        |              | 0.00        | 0.00       | 0.00         | 0.00        | 0.00       | 0.00        | 0.00        | 397.61       | 0.00       | 0.00        | 0.00         | 0.00         | 397.61            |
| 63200 Insurance - Gen Liability     |              | 0.40        | 0.00       | 0.00         | 0.00        | 0.00       | 0.00        | 0.00        | 0.00         | 0.00       | 0.00        | 0.00         | 0.00         | 0.40              |
| 64500 Legal Fees Expense            |              | 17,337.00   | 4,071.00   | 27,083.00    | 6,020.00    | 0.00       | 1,240.50    | 11,418.80   | 0.00         | 495.00     | 0.00        | 1,192.50     | 1,437.50     | 70,295.30         |
| 66400 Rent Expense - Other          |              | 733.33      | 733.33     | 1,466.66     | 0.00        | 733.33     | 1,507.01    | 0.00        | 741.40       | 741.40     | 741.40      | 741.40       | 741.40       | 8,880.66          |
| 67400 Taxes - Empr FUTA Expense     |              | 0.00        | 0.00       | 0.00         | 0.00        | (9,935.49) | 0.00        | 0.00        | 0.00         | 0.00       | 0.00        | 0.00         | 0.00         | (9,935.49)        |
| 67500 Taxes - Empr VI Unemp         |              | 0.00        | 0.00       | 0.00         | 0.00        | 0.00       | 13,047.65   | 0.00        | 0.00         | 0.00       | 1,273.38    | 24,930.39    | 0.00         | 39,251.42         |
| Total Expenses                      |              | 18,090.73   | 4,824.33   | 28,569.66    | 6,040.00    | (9,182.16) | 52,015.16   | 11,438.80   | 2,709.01     | 1,256.40   | 5,834.78    | 31,884.29    | 2,198.90     | 155,679.90        |
| Net Operating Income                |              | (18,090.73) | (4,824.33) | (28,569.66)  | (6,040.00)  | 9,182.16   | (52,015.16) | (11,438.80) | (2,709.01)   | (1,256.40) | (5,834.78)  | (31,884.29)  | (2,198.90)   | (155,679.90)      |
| <b>Other Income (Expense)</b>       |              |             |            |              |             |            |             |             |              |            |             |              |              |                   |
| 80000 Other Income (Expense)        |              | 0.00        | 0.00       | 0.00         | 0.00        | 0.00       | 0.00        | 0.00        | 0.00         | 65.72      | 0.00        | 0.00         | 4,846.12     | 4,911.84          |
| 80100 Interest Income - Taxable     |              | 0.00        | 0.00       | 0.00         | 0.00        | 249.05     | 0.00        | 0.00        | 0.00         | 0.00       | 0.00        | 0.00         | 0.00         | 249.05            |
| 80150 Interest Income - Nontaxable  |              | 20,000.00   | 16,250.00  | 7,093.75     | 5,625.00    | 16,250.00  | 23,750.00   | 14,375.00   | 19,343.75    | 7,875.00   | 10,405.56   | 12,312.50    | 24,878.47    | 178,159.03        |
| 80200 Dividend Income               |              | 1.15        | 1.16       | 18,397.13    | 1.42        | 1.51       | 23,693.84   | 1.78        | 2.91         | 13,872.20  | 1.15        | 1.52         | 26,332.32    | 82,308.09         |
| 80800 Broker & Account Mgt Fees     |              | (12,774.99) | 0.00       | 0.00         | (12,959.05) | 0.00       | 0.00        | (13,297.33) | 0.00         | 0.00       | (13,540.06) | 0.00         | 0.00         | (52,571.43)       |
| 81100 Proceeds from Securities Sold |              | 0.00        | 0.00       | 248,088.50   | 0.00        | 0.00       | 0.00        | 0.00        | 249,394.50   | 0.00       | 0.00        | 178,335.00   | 142,027.72   | 817,845.72        |
| 81200 Cost of Securities Sold       |              | 0.00        | 0.00       | (243,377.86) | 0.00        | 0.00       | 0.00        | 0.00        | (235,642.51) | 0.00       | 0.00        | (187,510.31) | (157,636.66) | (824,167.34)      |
| 81300 Basis Adj's Securities Sold   |              | (5,302.15)  | (5,680.69) | (5,113.31)   | (4,977.51)  | (5,329.14) | (5,179.64)  | (5,017.26)  | (8,069.96)   | (5,566.72) | (5,574.62)  | (5,461.96)   | (5,296.19)   | (66,569.15)       |
| 83100 ST Cap Gain Distrib's - BPPR  |              | 0.00        | 0.00       | 0.00         | 0.00        | 0.00       | 0.00        | 0.00        | 0.00         | 0.00       | 0.00        | 0.00         | 208.97       | 208.97            |
| 83200 LT Cap Gain Distrib's - BPPR  |              | 0.00        | 0.00       | 0.00         | 0.00        | 0.00       | 0.00        | 0.00        | 0.00         | 0.00       | 0.00        | 0.00         | 12,398.10    | 12,398.10         |
| Total Other Income (Expense)        |              | 1,924.01    | 10,570.47  | 25,088.21    | (12,310.14) | 11,171.42  | 42,264.20   | (3,937.81)  | 25,028.69    | 16,246.20  | (8,707.97)  | (34,207.54)  | 47,758.85    | 152,772.88        |
| Net Income                          |              | (16,166.72) | 5,746.14   | (3,481.45)   | (18,350.14) | 20,353.58  | (9,750.96)  | (15,376.61) | 22,319.68    | 14,989.80  | (14,542.75) | (2,323.25)   | 45,559.95    | (2,907.02)        |

United Corporation STT (Pship)  
Balance Sheets

|                                | As of:                                 | 01/31/16              | 02/29/16              | 03/31/16             | 04/30/16             | 05/31/16             | 06/30/16             | 07/31/16             | 08/31/16             | 09/30/16             | 10/31/16             | 11/30/16             | 12/31/16           |
|--------------------------------|--|-----------------------|-----------------------|----------------------|----------------------|----------------------|----------------------|----------------------|----------------------|----------------------|----------------------|----------------------|--------------------|
| <b>ASSETS</b>                  |  |                       |                       |                      |                      |                      |                      |                      |                      |                      |                      |                      |                    |
| <b>Current Assets</b>          |  |                       |                       |                      |                      |                      |                      |                      |                      |                      |                      |                      |                    |
| 10300                          | Cash - Bank Op'g 2010                  | (\$ 9,427.94)         | (\$ 9,427.94)         | (\$ 6,723.15)        | (\$ 6,723.15)        | (\$ 6,723.15)        | (\$ 6,723.15)        | (\$ 6,723.15)        | (\$ 6,723.15)        | (\$ 6,723.15)        | (\$ 6,723.15)        | (\$ 6,723.15)        | \$ 0.00            |
| 10350                          | Cash - Bank Payroll 0640               | (625.79)              | (625.79)              | (625.79)             | (625.79)             | (625.79)             | (625.79)             | (625.79)             | (625.79)             | (625.79)             | (625.79)             | (625.79)             | 0.00               |
|                                | <b>Total Current Assets</b>            | <b>(10,053.73)</b>    | <b>(10,053.73)</b>    | <b>(7,348.94)</b>    | <b>(7,348.94)</b>    | <b>(7,348.94)</b>    | <b>(7,348.94)</b>    | <b>(7,348.94)</b>    | <b>(7,348.94)</b>    | <b>(7,348.94)</b>    | <b>(7,348.94)</b>    | <b>(7,348.94)</b>    | <b>0.00</b>        |
| <b>Property and Equipment</b>  |  |                       |                       |                      |                      |                      |                      |                      |                      |                      |                      |                      |                    |
|                                | <b>Total Property and Equipment</b>    | <b>0.00</b>           | <b>0.00</b>           | <b>0.00</b>          | <b>0.00</b>          | <b>0.00</b>          | <b>0.00</b>          | <b>0.00</b>          | <b>0.00</b>          | <b>0.00</b>          | <b>0.00</b>          | <b>0.00</b>          | <b>0.00</b>        |
| <b>Other Assets</b>            |  |                       |                       |                      |                      |                      |                      |                      |                      |                      |                      |                      |                    |
|                                | <b>Total Other Assets</b>              | <b>0.00</b>           | <b>0.00</b>           | <b>0.00</b>          | <b>0.00</b>          | <b>0.00</b>          | <b>0.00</b>          | <b>0.00</b>          | <b>0.00</b>          | <b>0.00</b>          | <b>0.00</b>          | <b>0.00</b>          | <b>0.00</b>        |
|                                | <b>Total Assets</b>                    | <b>(\$ 10,053.73)</b> | <b>(\$ 10,053.73)</b> | <b>(\$ 7,348.94)</b> | <b>(\$ 7,348.94)</b> | <b>(\$ 7,348.94)</b> | <b>(\$ 7,348.94)</b> | <b>(\$ 7,348.94)</b> | <b>(\$ 7,348.94)</b> | <b>(\$ 7,348.94)</b> | <b>(\$ 7,348.94)</b> | <b>(\$ 7,348.94)</b> | <b>\$ 0.00</b>     |
| <b>LIABILITIES AND CAPITAL</b> |  |                       |                       |                      |                      |                      |                      |                      |                      |                      |                      |                      |                    |
| <b>Current Liabilities</b>     |  |                       |                       |                      |                      |                      |                      |                      |                      |                      |                      |                      |                    |
| 23000                          | Accrued Expenses                       | \$ 10,000.00          | \$ 10,000.00          | \$ 10,000.00         | \$ 10,000.00         | \$ 10,000.00         | \$ 10,000.00         | \$ 10,000.00         | \$ 10,000.00         | \$ 10,000.00         | \$ 10,000.00         | \$ 10,000.00         | \$ 10,000.00       |
|                                | <b>Total Current Liabilities</b>       | <b>10,000.00</b>      | <b>10,000.00</b>      | <b>10,000.00</b>     | <b>10,000.00</b>     | <b>10,000.00</b>     | <b>10,000.00</b>     | <b>10,000.00</b>     | <b>10,000.00</b>     | <b>10,000.00</b>     | <b>10,000.00</b>     | <b>10,000.00</b>     | <b>10,000.00</b>   |
| <b>Long-Term Liabilities</b>   |  |                       |                       |                      |                      |                      |                      |                      |                      |                      |                      |                      |                    |
| 28600                          | Pship Claims Reserve Clearing          | 10,901.51             | 16,791.51             | 19,496.30            | 19,496.30            | 19,496.30            | 19,496.30            | 19,496.30            | 19,496.30            | 19,496.30            | 19,496.30            | 19,496.30            | 19,496.30          |
|                                | <b>Total Long-Term Liabilities</b>     | <b>10,901.51</b>      | <b>16,791.51</b>      | <b>19,496.30</b>     | <b>19,496.30</b>     | <b>19,496.30</b>     | <b>19,496.30</b>     | <b>19,496.30</b>     | <b>19,496.30</b>     | <b>19,496.30</b>     | <b>19,496.30</b>     | <b>19,496.30</b>     | <b>19,496.30</b>   |
|                                | <b>Total Liabilities</b>               | <b>20,901.51</b>      | <b>26,791.51</b>      | <b>29,496.30</b>     | <b>29,496.30</b>     | <b>29,496.30</b>     | <b>29,496.30</b>     | <b>29,496.30</b>     | <b>29,496.30</b>     | <b>29,496.30</b>     | <b>29,496.30</b>     | <b>29,496.30</b>     | <b>29,496.30</b>   |
| <b>Capital</b>                 |  |                       |                       |                      |                      |                      |                      |                      |                      |                      |                      |                      |                    |
| 39000                          | Retained Earnings                      | (31,365.24)           | (31,365.24)           | (31,365.24)          | (31,365.24)          | (31,365.24)          | (31,365.24)          | (31,365.24)          | (31,365.24)          | (31,365.24)          | (31,365.24)          | (31,365.24)          | (31,365.24)        |
|                                | Net Income                             | 410.00                | (5,480.00)            | (5,480.00)           | (5,480.00)           | (5,480.00)           | (5,480.00)           | (5,480.00)           | (5,480.00)           | (5,480.00)           | (5,480.00)           | (5,480.00)           | 1,868.94           |
|                                | <b>Total Capital</b>                   | <b>(30,955.24)</b>    | <b>(36,845.24)</b>    | <b>(36,845.24)</b>   | <b>(36,845.24)</b>   | <b>(36,845.24)</b>   | <b>(36,845.24)</b>   | <b>(36,845.24)</b>   | <b>(36,845.24)</b>   | <b>(36,845.24)</b>   | <b>(36,845.24)</b>   | <b>(36,845.24)</b>   | <b>(29,496.30)</b> |
|                                | <b>Total Liabilities &amp; Capital</b> | <b>(\$ 10,053.73)</b> | <b>(\$ 10,053.73)</b> | <b>(\$ 7,348.94)</b> | <b>(\$ 7,348.94)</b> | <b>(\$ 7,348.94)</b> | <b>(\$ 7,348.94)</b> | <b>(\$ 7,348.94)</b> | <b>(\$ 7,348.94)</b> | <b>(\$ 7,348.94)</b> | <b>(\$ 7,348.94)</b> | <b>(\$ 7,348.94)</b> | <b>\$ 0.00</b>     |

United Corporation STT (Pship)  
Income Statement - 12 Periods

|                               | Month Ended:                        | 01/31/16        | 02/29/16          | 03/31/16    | 04/30/16    | 05/31/16    | 06/30/16    | 07/31/16    | 08/31/16    | 09/30/16    | 10/31/16    | 11/30/16    | 12/31/16        | 2016<br>YTD Total |
|-------------------------------|-------------------------------------|-----------------|-------------------|-------------|-------------|-------------|-------------|-------------|-------------|-------------|-------------|-------------|-----------------|-------------------|
| <b>Revenues</b>               |                                     |                 |                   |             |             |             |             |             |             |             |             |             |                 |                   |
| 48000                         | Revenue - Sales Discounts           | \$ 0.00         | (3,640.00)        | 0.00        | 0.00        | 0.00        | 0.00        | 0.00        | 0.00        | 0.00        | 0.00        | 0.00        | 0.00            | (\$ 3,640.00)     |
|                               | <b>Total Revenues</b>               | <b>0.00</b>     | <b>(3,640.00)</b> | <b>0.00</b> | <b>0.00</b> | <b>0.00</b> | <b>0.00</b> | <b>0.00</b> | <b>0.00</b> | <b>0.00</b> | <b>0.00</b> | <b>0.00</b> | <b>0.00</b>     | <b>(3,640.00)</b> |
| <b>Cost of Sales</b>          |                                     |                 |                   |             |             |             |             |             |             |             |             |             |                 |                   |
| 50000                         | COS - Purchases                     | (410.00)        | 0.00              | 0.00        | 0.00        | 0.00        | 0.00        | 0.00        | 0.00        | 0.00        | 0.00        | 0.00        | 0.00            | (410.00)          |
| 52200                         | COS - US Customs Expense            | 0.00            | 2,250.00          | 0.00        | 0.00        | 0.00        | 0.00        | 0.00        | 0.00        | 0.00        | 0.00        | 0.00        | 0.00            | 2,250.00          |
|                               | <b>Total Cost of Sales</b>          | <b>(410.00)</b> | <b>2,250.00</b>   | <b>0.00</b> | <b>0.00</b> | <b>0.00</b> | <b>0.00</b> | <b>0.00</b> | <b>0.00</b> | <b>0.00</b> | <b>0.00</b> | <b>0.00</b> | <b>0.00</b>     | <b>1,840.00</b>   |
|                               | <b>Gross Profit</b>                 | <b>410.00</b>   | <b>(5,890.00)</b> | <b>0.00</b> | <b>0.00</b> | <b>0.00</b> | <b>0.00</b> | <b>0.00</b> | <b>0.00</b> | <b>0.00</b> | <b>0.00</b> | <b>0.00</b> | <b>0.00</b>     | <b>(5,480.00)</b> |
| <b>Expenses</b>               |                                     |                 |                   |             |             |             |             |             |             |             |             |             |                 |                   |
|                               | <b>Total Expenses</b>               | <b>0.00</b>     | <b>0.00</b>       | <b>0.00</b> | <b>0.00</b> | <b>0.00</b> | <b>0.00</b> | <b>0.00</b> | <b>0.00</b> | <b>0.00</b> | <b>0.00</b> | <b>0.00</b> | <b>0.00</b>     | <b>0.00</b>       |
|                               | <b>Net Operating Income</b>         | <b>410.00</b>   | <b>(5,890.00)</b> | <b>0.00</b> | <b>0.00</b> | <b>0.00</b> | <b>0.00</b> | <b>0.00</b> | <b>0.00</b> | <b>0.00</b> | <b>0.00</b> | <b>0.00</b> | <b>0.00</b>     | <b>(5,480.00)</b> |
| <b>Other Income (Expense)</b> |                                     |                 |                   |             |             |             |             |             |             |             |             |             |                 |                   |
| 80000                         | Other Income (Expense)              | 0.00            | 0.00              | 0.00        | 0.00        | 0.00        | 0.00        | 0.00        | 0.00        | 0.00        | 0.00        | 0.00        | 7,348.94        | 7,348.94          |
|                               | <b>Total Other Income (Expense)</b> | <b>0.00</b>     | <b>0.00</b>       | <b>0.00</b> | <b>0.00</b> | <b>0.00</b> | <b>0.00</b> | <b>0.00</b> | <b>0.00</b> | <b>0.00</b> | <b>0.00</b> | <b>0.00</b> | <b>7,348.94</b> | <b>7,348.94</b>   |
|                               | <b>Net Income</b>                   | <b>\$ 0.00</b>  | <b>0.00</b>       | <b>0.00</b> | <b>0.00</b> | <b>0.00</b> | <b>0.00</b> | <b>0.00</b> | <b>0.00</b> | <b>0.00</b> | <b>0.00</b> | <b>0.00</b> | <b>7,348.94</b> | <b>1,868.94</b>   |

**United Corporation East (Pship)**  
**General Ledger**  
**For the Period From Jan 1, 2016 to Dec 31, 2016**

| Account ID | Account Description      | Date     | Reference    | Jrnl | Trans Description                    | Debit Amt | Credit Amt | Balance    |
|------------|--------------------------|----------|--------------|------|--------------------------------------|-----------|------------|------------|
| 10300      | Cash - Bank Op'g 8830    | 1/1/16   |              |      | Beginning Balance                    |           |            | -871.05    |
| 10300      | Cash - Bank Op'g 8830    | 12/31/16 | XJE111       | GENJ | W/O P'SHIP STALE DTD O/S CK 100095   | 500.00    |            |            |
| 10300      | Cash - Bank Op'g 8830    | 12/31/16 | XJE111       | GENJ | W/O P'SHIP STALE DTD O/S CK 100055   | 149.17    |            |            |
| 10300      | Cash - Bank Op'g 8830    | 12/31/16 | XJE111       | GENJ | W/O P'SHIP STALE DTD O/S CK 100309   | 87.17     |            |            |
| 10300      | Cash - Bank Op'g 8830    | 12/31/16 | XJE111       | GENJ | W/O P'SHIP STALE DTD O/S CK 63813    | 99.98     |            |            |
| 10300      | Cash - Bank Op'g 8830    | 12/31/16 | XJE111       | GENJ | W/O P'SHIP STALE DTD O/S CK 99060    | 34.73     |            |            |
| 10300      | Cash - Bank Op'g 8830    |          |              |      | Change                               | 871.05    |            | 871.05     |
| 20000      | Accounts Payable - Trade | 1/1/16   |              |      | Beginning Balance                    |           |            | -65,294.61 |
| 20000      | Accounts Payable - Trade | 1/27/16  | CRA292       | CDJ  | UNITED CORPORATION - Invoice: 15-113 | 6,459.00  |            |            |
| 20000      | Accounts Payable - Trade | 1/27/16  | CRA292       | CDJ  | UNITED CORPORATION - Invoice: CRA28  |           | 30,827.00  |            |
| 20000      | Accounts Payable - Trade | 1/27/16  | CRA292       | CDJ  | UNITED CORPORATION - Invoice: 15-103 | 375.00    |            |            |
| 20000      | Accounts Payable - Trade | 1/27/16  | CRA292       | CDJ  | UNITED CORPORATION - Invoice: 15-082 | 174.00    |            |            |
| 20000      | Accounts Payable - Trade | 1/27/16  | CRA292       | CDJ  | UNITED CORPORATION - Invoice: 15-113 | 22,319.00 |            |            |
| 20000      | Accounts Payable - Trade | 1/27/16  | CRA292       | CDJ  | UNITED CORPORATION - Invoice: 15-122 | 5.75      |            |            |
| 20000      | Accounts Payable - Trade | 1/27/16  | CRA292       | CDJ  | UNITED CORPORATION - Invoice: 15-123 | 26,149.07 |            |            |
| 20000      | Accounts Payable - Trade | 1/27/16  | CRA292       | CDJ  | UNITED CORPORATION - Invoice: 15-121 | 54.89     |            |            |
| 20000      | Accounts Payable - Trade | 1/27/16  | CRA292       | CDJ  | UNITED CORPORATION - Invoice: 15-123 | 27,898.75 |            |            |
| 20000      | Accounts Payable - Trade | 1/27/16  | CRA292       | CDJ  | UNITED CORPORATION - Invoice: 15-123 | 12,686.15 |            |            |
| 20000      | Accounts Payable - Trade | 1/31/16  | 16-0131-01   | PJ   | UNITED CORPORATION                   |           | 24,055.00  |            |
| 20000      | Accounts Payable - Trade | 1/31/16  | 16-0131-02   | PJ   | UNITED CORPORATION                   |           | 8,774.00   |            |
| 20000      | Accounts Payable - Trade | 2/16/16  | 16-0216-01   | PJ   | UNITED CORPORATION                   |           | 317.99     |            |
| 20000      | Accounts Payable - Trade | 2/16/16  | 16-0216-02   | PJ   | UNITED CORPORATION                   |           | 982.68     |            |
| 20000      | Accounts Payable - Trade | 2/29/16  | 16-0229-01   | PJ   | UNITED CORPORATION                   |           | 23,698.00  |            |
| 20000      | Accounts Payable - Trade | 2/29/16  | 16-0229-02   | PJ   | UNITED CORPORATION                   |           | 8,732.00   |            |
| 20000      | Accounts Payable - Trade | 3/9/16   | 297          | CDJ  | UNITED CORPORATION - Invoice: 16-013 | 24,055.00 |            |            |
| 20000      | Accounts Payable - Trade | 3/9/16   | 297          | CDJ  | UNITED CORPORATION - Invoice: 16-022 | 8,732.00  |            |            |
| 20000      | Accounts Payable - Trade | 3/9/16   | 297          | CDJ  | UNITED CORPORATION - Invoice: 16-022 | 23,698.00 |            |            |
| 20000      | Accounts Payable - Trade | 3/9/16   | 297          | CDJ  | UNITED CORPORATION - Invoice: 16-021 | 317.99    |            |            |
| 20000      | Accounts Payable - Trade | 3/9/16   | 297          | CDJ  | UNITED CORPORATION - Invoice: 16-021 | 982.68    |            |            |
| 20000      | Accounts Payable - Trade | 3/9/16   | 297          | CDJ  | UNITED CORPORATION - Invoice: 16-013 | 8,774.00  |            |            |
| 20000      | Accounts Payable - Trade | 3/31/16  | 16-0331-01   | PJ   | UNITED CORPORATION                   |           | 29,603.75  |            |
| 20000      | Accounts Payable - Trade | 3/31/16  | 16-0331-02   | PJ   | UNITED CORPORATION                   |           | 8,717.00   |            |
| 20000      | Accounts Payable - Trade | 3/31/16  | 16-0331-03   | PJ   | UNITED CORPORATION                   |           | 3,000.00   |            |
| 20000      | Accounts Payable - Trade | 4/1/16   | 302          | CDJ  | UNITED CORPORATION - Invoice: 16-033 | 29,603.75 |            |            |
| 20000      | Accounts Payable - Trade | 4/1/16   | 302          | CDJ  | UNITED CORPORATION - Invoice: 16-033 | 3,000.00  |            |            |
| 20000      | Accounts Payable - Trade | 4/1/16   | 302          | CDJ  | UNITED CORPORATION - Invoice: 16-033 | 8,717.00  |            |            |
| 20000      | Accounts Payable - Trade | 4/1/16   | FUTA2013     | PJ   | INTERNAL REVENUE SERVICE             |           | 74,779.10  |            |
| 20000      | Accounts Payable - Trade | 4/15/16  | 16-0415-01   | PJ   | UNITED CORPORATION                   |           | 50.00      |            |
| 20000      | Accounts Payable - Trade | 4/18/16  | 16-0418-01   | PJ   | UNITED CORPORATION                   |           | 260.00     |            |
| 20000      | Accounts Payable - Trade | 4/22/16  | 16-0422-01   | PJ   | UNITED CORPORATION                   | 1,246.21  |            |            |
| 20000      | Accounts Payable - Trade | 4/30/16  | 16-0430-01   | PJ   | UNITED CORPORATION                   |           | 23,683.00  |            |
| 20000      | Accounts Payable - Trade | 4/30/16  | 16-0430-02   | PJ   | UNITED CORPORATION                   |           | 8,612.00   |            |
| 20000      | Accounts Payable - Trade | 4/30/16  | 16-0430-03   | PJ   | UNITED CORPORATION                   |           | 1,000.00   |            |
| 20000      | Accounts Payable - Trade | 5/31/16  | 16-0531-01   | PJ   | UNITED CORPORATION                   |           | 23,683.00  |            |
| 20000      | Accounts Payable - Trade | 5/31/16  | 16-0531-02   | PJ   | UNITED CORPORATION                   |           | 8,612.00   |            |
| 20000      | Accounts Payable - Trade | 5/31/16  | 16-0531-03   | PJ   | UNITED CORPORATION                   |           | 1,000.00   |            |
| 20000      | Accounts Payable - Trade | 6/10/16  | CRA312CM     | PJ   | UNITED CORPORATION                   | 65,653.79 |            |            |
| 20000      | Accounts Payable - Trade | 6/10/16  | CRA312       | CDJ  | UNITED CORPORATION - Invoice: 16-043 | 1,000.00  |            |            |
| 20000      | Accounts Payable - Trade | 6/10/16  | CRA312       | CDJ  | UNITED CORPORATION - Invoice: 16-041 | 260.00    |            |            |
| 20000      | Accounts Payable - Trade | 6/10/16  | CRA312       | CDJ  | UNITED CORPORATION - Invoice: 16-041 | 50.00     |            |            |
| 20000      | Accounts Payable - Trade | 6/10/16  | CRA312       | CDJ  | UNITED CORPORATION - Invoice: 16-042 |           | 1,246.21   |            |
| 20000      | Accounts Payable - Trade | 6/10/16  | CRA312       | CDJ  | UNITED CORPORATION - Invoice: CRA31  |           | 65,653.79  |            |
| 20000      | Accounts Payable - Trade | 6/10/16  | CRA312       | CDJ  | UNITED CORPORATION - Invoice: 16-053 | 8,612.00  |            |            |
| 20000      | Accounts Payable - Trade | 6/10/16  | CRA312       | CDJ  | UNITED CORPORATION - Invoice: 16-053 | 1,000.00  |            |            |
| 20000      | Accounts Payable - Trade | 6/10/16  | CRA312       | CDJ  | UNITED CORPORATION - Invoice: 16-053 | 23,683.00 |            |            |
| 20000      | Accounts Payable - Trade | 6/10/16  | CRA312       | CDJ  | UNITED CORPORATION - Invoice: 16-043 | 23,683.00 |            |            |
| 20000      | Accounts Payable - Trade | 6/10/16  | CRA312       | CDJ  | UNITED CORPORATION - Invoice: 16-043 | 8,612.00  |            |            |
| 20000      | Accounts Payable - Trade | 6/10/16  | CRA315CM     | PJ   | UNITED CORPORATION                   | 500.00    |            |            |
| 20000      | Accounts Payable - Trade | 6/30/16  | 16-0630-01   | PJ   | UNITED CORPORATION                   |           | 28,084.75  |            |
| 20000      | Accounts Payable - Trade | 6/30/16  | 16-0630-02   | PJ   | UNITED CORPORATION                   |           | 10,765.00  |            |
| 20000      | Accounts Payable - Trade | 6/30/16  | 16-0630-03   | PJ   | UNITED CORPORATION                   |           | 1,000.00   |            |
| 20000      | Accounts Payable - Trade | 7/19/16  | 16-0719-01   | PJ   | UNITED CORPORATION                   |           | 50,000.00  |            |
| 20000      | Accounts Payable - Trade | 7/31/16  | 16-0731-01   | PJ   | UNITED CORPORATION                   |           | 22,319.00  |            |
| 20000      | Accounts Payable - Trade | 7/31/16  | 16-0731-02   | PJ   | UNITED CORPORATION                   |           | 8,612.00   |            |
| 20000      | Accounts Payable - Trade | 7/31/16  | 16-0731-03   | PJ   | UNITED CORPORATION                   |           | 1,000.00   |            |
| 20000      | Accounts Payable - Trade | 8/9/16   | CM16-0719-01 | PJ   | UNITED CORPORATION                   | 50,000.00 |            |            |
| 20000      | Accounts Payable - Trade | 8/12/16  | 321CM        | PJ   | UNITED CORPORATION                   | 71,280.75 |            |            |
| 20000      | Accounts Payable - Trade | 8/12/16  | CRA321       | CDJ  | UNITED CORPORATION - Invoice: 16-063 | 28,084.75 |            |            |
| 20000      | Accounts Payable - Trade | 8/12/16  | CRA321       | CDJ  | UNITED CORPORATION - Invoice: 16-073 | 1,000.00  |            |            |
| 20000      | Accounts Payable - Trade | 8/12/16  | CRA321       | CDJ  | UNITED CORPORATION - Invoice: 16-073 | 8,612.00  |            |            |
| 20000      | Accounts Payable - Trade | 8/12/16  | CRA321       | CDJ  | UNITED CORPORATION - Invoice: 16-073 | 22,319.00 |            |            |
| 20000      | Accounts Payable - Trade | 8/12/16  | CRA321       | CDJ  | UNITED CORPORATION - Invoice: 16-063 | 1,000.00  |            |            |
| 20000      | Accounts Payable - Trade | 8/12/16  | CRA321       | CDJ  | UNITED CORPORATION - Invoice: CRA31  |           | 500.00     |            |

| Account ID | Account Description           | Date            | Reference    | Jrnl | Trans Description                    | Debit Amt  | Credit Amt | Balance            |
|------------|-------------------------------|-----------------|--------------|------|--------------------------------------|------------|------------|--------------------|
| 20000      | Accounts Payable - Trade      | 8/12/16         | CRA321       | CDJ  | UNITED CORPORATION - Invoice: 321CM  |            | 71,280.75  |                    |
| 20000      | Accounts Payable - Trade      | 8/12/16         | CRA321       | CDJ  | UNITED CORPORATION - Invoice: 16-063 | 10,765.00  |            |                    |
| 20000      | Accounts Payable - Trade      | 8/13/16         | 16-0813-01   | PJ   | UNITED CORPORATION                   |            | 40.00      |                    |
| 20000      | Accounts Payable - Trade      | 8/17/16         | 16-0817-01   | PJ   | VI EMPLOYMENT SECURITY AGENCY        |            | 38,449.90  |                    |
| 20000      | Accounts Payable - Trade      | 8/30/16         | 16-0813-01CM | PJ   | UNITED CORPORATION                   | 40.00      |            |                    |
| 20000      | Accounts Payable - Trade      | 8/31/16         | 16-0831-01   | PJ   | UNITED CORPORATION                   |            | 27,898.75  |                    |
| 20000      | Accounts Payable - Trade      | 8/31/16         | 16-0831-02   | PJ   | UNITED CORPORATION                   |            | 5,381.62   |                    |
| 20000      | Accounts Payable - Trade      | 8/31/16         | 16-0831-03   | PJ   | UNITED CORPORATION                   |            | 500.00     |                    |
| 20000      | Accounts Payable - Trade      | 9/30/16         | 16-0930-01   | PJ   | UNITED CORPORATION                   |            | 22,319.00  |                    |
| 20000      | Accounts Payable - Trade      | 9/30/16         | 16-0930-02   | PJ   | UNITED CORPORATION                   |            | 4,305.12   |                    |
| 20000      | Accounts Payable - Trade      | 9/30/16         | 16-0930-03   | PJ   | UNITED CORPORATION                   |            | 500.00     |                    |
| 20000      | Accounts Payable - Trade      | 10/7/16         | CM16-0930    | PJ   | UNITED CORPORATION                   | 60,904.49  |            |                    |
| 20000      | Accounts Payable - Trade      | 10/7/16         | CRA326       | CDJ  | UNITED CORPORATION - Invoice: 16-083 | 5,381.62   |            |                    |
| 20000      | Accounts Payable - Trade      | 10/7/16         | CRA326       | CDJ  | UNITED CORPORATION - Invoice: CM16-  |            | 60,904.49  |                    |
| 20000      | Accounts Payable - Trade      | 10/7/16         | CRA326       | CDJ  | UNITED CORPORATION - Invoice: 16-093 | 22,319.00  |            |                    |
| 20000      | Accounts Payable - Trade      | 10/7/16         | CRA326       | CDJ  | UNITED CORPORATION - Invoice: 16-093 | 500.00     |            |                    |
| 20000      | Accounts Payable - Trade      | 10/7/16         | CRA326       | CDJ  | UNITED CORPORATION - Invoice: 16-083 | 500.00     |            |                    |
| 20000      | Accounts Payable - Trade      | 10/7/16         | CRA326       | CDJ  | UNITED CORPORATION - Invoice: 16-083 | 27,898.75  |            |                    |
| 20000      | Accounts Payable - Trade      | 10/7/16         | CRA326       | CDJ  | UNITED CORPORATION - Invoice: 16-093 | 4,305.12   |            |                    |
| 20000      | Accounts Payable - Trade      | 10/31/16        | 16-1031-03   | PJ   | UNITED CORPORATION                   |            | 500.00     |                    |
| 20000      | Accounts Payable - Trade      | 10/31/16        | 16-1031-01   | PJ   | UNITED CORPORATION                   |            | 22,319.00  |                    |
| 20000      | Accounts Payable - Trade      | 10/31/16        | 16-1031-02   | PJ   | UNITED CORPORATION                   |            | 4,305.12   |                    |
| 20000      | Accounts Payable - Trade      | 11/23/16        | CM16-1031    | PJ   | UNITED CORPORATION                   | 27,124.12  |            |                    |
| 20000      | Accounts Payable - Trade      | 11/23/16        | CRA332       | CDJ  | UNITED CORPORATION - Invoice: 16-103 | 4,305.12   |            |                    |
| 20000      | Accounts Payable - Trade      | 11/23/16        | CRA332       | CDJ  | UNITED CORPORATION - Invoice: 16-103 | 500.00     |            |                    |
| 20000      | Accounts Payable - Trade      | 11/23/16        | CRA332       | CDJ  | UNITED CORPORATION - Invoice: CM16-  |            | 27,124.12  |                    |
| 20000      | Accounts Payable - Trade      | 11/23/16        | CRA332       | CDJ  | UNITED CORPORATION - Invoice: 16-103 | 22,319.00  |            |                    |
| 20000      | Accounts Payable - Trade      | 11/30/16        | 16-0817-01CM | PJ   | VI EMPLOYMENT SECURITY AGENCY        | 38,449.90  |            |                    |
| 20000      | Accounts Payable - Trade      | 11/30/16        | 16-1101-01   | PJ   | UNITED CORPORATION                   |            | 27,898.75  |                    |
| 20000      | Accounts Payable - Trade      | 11/30/16        | 16-1130-02   | PJ   | UNITED CORPORATION                   |            | 5,381.40   |                    |
| 20000      | Accounts Payable - Trade      | 12/31/16        | 16-1231-01   | PJ   | UNITED CORPORATION                   |            | 22,319.00  |                    |
| 20000      | Accounts Payable - Trade      | 12/31/16        | 16-1231-02   | PJ   | UNITED CORPORATION                   |            | 5,299.03   |                    |
| 20000      | Accounts Payable - Trade      |                 |              |      | Change                               | 745,910.65 | 816,293.32 | -70,382.67         |
|            |                               | <b>12/31/16</b> |              |      | <b>Ending Balance</b>                |            |            | <b>-135,677.28</b> |
| 23000      | Accrued Expenses              | 1/1/16          |              |      | Beginning Balance                    |            |            | -10,000.00         |
|            |                               | <b>12/31/16</b> |              |      | <b>Ending Balance</b>                |            |            | <b>-10,000.00</b>  |
| 28600      | Pship Claims Reserve Clearing | 1/1/16          |              |      | Beginning Balance                    |            |            |                    |
| 28600      | Pship Claims Reserve Clearing | 1/27/16         | CRA292       | CDJ  | UNITED CORPORATION                   |            | 65,294.61  |                    |
| 28600      | Pship Claims Reserve Clearing | 3/9/16          | 297          | CDJ  | UNITED CORPORATION                   |            | 66,559.67  |                    |
| 28600      | Pship Claims Reserve Clearing | 4/1/16          | 302          | CDJ  | UNITED CORPORATION                   |            | 41,320.75  |                    |
| 28600      | Pship Claims Reserve Clearing | 4/22/16         | 16-0422-01   | PJ   | UNITED CORPORATION - LUTHERAN F      |            | 1,246.21   |                    |
| 28600      | Pship Claims Reserve Clearing | 6/10/16         | CRA312CM     | PJ   | UNITED CORPORATION - REIMB APR &     |            | 65,653.79  |                    |
| 28600      | Pship Claims Reserve Clearing | 8/9/16          | CM16-0719-01 | PJ   | UNITED CORPORATION - JONES SETTL     |            | 50,000.00  |                    |
| 28600      | Pship Claims Reserve Clearing | 8/12/16         | 321CM        | PJ   | UNITED CORPORATION - CRA REIMB PI    |            | 71,280.75  |                    |
| 28600      | Pship Claims Reserve Clearing | 8/30/16         | 16-0813-01CM | PJ   | UNITED CORPORATION - PAID BY WES     |            | 40.00      |                    |
| 28600      | Pship Claims Reserve Clearing | 10/7/16         | CM16-0930    | PJ   | UNITED CORPORATION - P'SHIP EAST     |            | 60,904.49  |                    |
| 28600      | Pship Claims Reserve Clearing | 11/23/16        | CM16-1031    | PJ   | UNITED CORPORATION - CRA CHK 332     |            | 27,124.12  |                    |
| 28600      | Pship Claims Reserve Clearing |                 |              |      | Change                               |            | 449,424.39 | -449,424.39        |
|            |                               | <b>12/31/16</b> |              |      | <b>Ending Balance</b>                |            |            | <b>-449,424.39</b> |
| 39000      | Retained Earnings             | 1/1/16          |              |      | Beginning Balance                    |            |            | 76,165.66          |
|            |                               | <b>12/31/16</b> |              |      | <b>Ending Balance</b>                |            |            | <b>76,165.66</b>   |
| 47000      | Revenue - Miscellaneous Sales | 1/1/16          |              |      | Beginning Balance                    |            |            |                    |
| 47000      | Revenue - Miscellaneous Sales | 4/15/16         | 16-0415-01   | PJ   | UNITED CORPORATION - STT GIFT CEF    | 50.00      |            |                    |
| 47000      | Revenue - Miscellaneous Sales |                 |              |      | Change                               | 50.00      |            | 50.00              |
|            |                               | <b>12/31/16</b> |              |      | <b>Ending Balance</b>                |            |            | <b>50.00</b>       |
| 48000      | Revenue - Sales Discounts     | 1/1/16          |              |      | Beginning Balance                    |            |            |                    |
| 48000      | Revenue - Sales Discounts     | 8/13/16         | 16-0813-01   | PJ   | UNITED CORPORATION - GIFT CERT RE    | 40.00      |            |                    |
| 48000      | Revenue - Sales Discounts     |                 |              |      | Change                               | 40.00      |            | 40.00              |
|            |                               | <b>12/31/16</b> |              |      | <b>Ending Balance</b>                |            |            | <b>40.00</b>       |
| 51000      | COS - Freight Expense         | 1/1/16          |              |      | Beginning Balance                    |            |            |                    |
| 51000      | COS - Freight Expense         | 4/18/16         | 16-0418-01   | PJ   | UNITED CORPORATION - REIMB PE EA     | 260.00     |            |                    |
| 51000      | COS - Freight Expense         |                 |              |      | Change                               | 260.00     |            | 260.00             |
|            |                               | <b>12/31/16</b> |              |      | <b>Ending Balance</b>                |            |            | <b>260.00</b>      |
| 63200      | Insurance - Gen Liability     | 1/1/16          |              |      | Beginning Balance                    |            |            |                    |
| 63200      | Insurance - Gen Liability     | 7/19/16         | 16-0719-01   | PJ   | UNITED CORPORATION - JONES SETTL     | 50,000.00  |            |                    |
| 63200      | Insurance - Gen Liability     |                 |              |      | Change                               | 50,000.00  |            | 50,000.00          |
|            |                               | <b>12/31/16</b> |              |      | <b>Ending Balance</b>                |            |            | <b>50,000.00</b>   |
| 63600      | Insurance - Workers' Comp     | 1/1/16          |              |      | Beginning Balance                    |            |            |                    |
| 63600      | Insurance - Workers' Comp     | 2/16/16         | 16-0216-01   | PJ   | UNITED CORPORATION - WORKERS' C      | 317.99     |            |                    |
| 63600      | Insurance - Workers' Comp     |                 |              |      | Change                               | 317.99     |            | 317.99             |
|            |                               | <b>12/31/16</b> |              |      | <b>Ending Balance</b>                |            |            | <b>317.99</b>      |
| 67400      | Taxes - Empr FUTA Expense     | 1/1/16          |              |      | Beginning Balance                    |            |            |                    |
| 67400      | Taxes - Empr FUTA Expense     | 2/16/16         | 16-0216-02   | PJ   | UNITED CORPORATION - FUTA LATE FE    | 982.68     |            |                    |
| 67400      | Taxes - Empr FUTA Expense     | 4/1/16          | FUTA2013     | PJ   | INTERNAL REVENUE SERVICE - 02/12/1   | 74,779.10  |            |                    |
| 67400      | Taxes - Empr FUTA Expense     |                 |              |      | Change                               | 75,761.78  |            | 75,761.78          |
|            |                               | <b>12/31/16</b> |              |      | <b>Ending Balance</b>                |            |            | <b>75,761.78</b>   |
| 67500      | Taxes - Empr VI Unemp         | 1/1/16          |              |      | Beginning Balance                    |            |            |                    |

| Account ID | Account Description      | Date            | Reference    | Jrnl | Trans Description                  | Debit Amt  | Credit Amt | Balance           |
|------------|--------------------------|-----------------|--------------|------|------------------------------------|------------|------------|-------------------|
| 67500      | Taxes - Empr VI Unemp    | 6/10/16         | CRA315CM     | PJ   | UNITED CORPORATION - CREDIT PSHIF  |            | 500.00     |                   |
| 67500      | Taxes - Empr VI Unemp    | 8/17/16         | 16-0817-01   | PJ   | VI EMPLOYMENT SECURITY AGENCY -    | 38,449.90  |            |                   |
| 67500      | Taxes - Empr VI Unemp    | 11/30/16        | 16-0817-01CM | PJ   | VI EMPLOYMENT SECURITY AGENCY -    |            | 38,449.90  |                   |
| 67500      | Taxes - Empr VI Unemp    |                 |              |      | Change                             | 38,449.90  | 38,949.90  | -500.00           |
|            |                          | <b>12/31/16</b> |              |      | <b>Ending Balance</b>              |            |            | <b>-500.00</b>    |
| 68200      | Travel & Hotels Expense  | 1/1/16          |              |      | Beginning Balance                  |            |            |                   |
| 68200      | Travel & Hotels Expense  | 3/31/16         | 16-0331-03   | PJ   | UNITED CORPORATION - GAFFNEY TR/   | 3,000.00   |            |                   |
| 68200      | Travel & Hotels Expense  | 4/30/16         | 16-0430-03   | PJ   | UNITED CORPORATION - GAFFNEY APF   | 1,000.00   |            |                   |
| 68200      | Travel & Hotels Expense  | 5/31/16         | 16-0531-03   | PJ   | UNITED CORPORATION - GAFFNEY MA'   | 1,000.00   |            |                   |
| 68200      | Travel & Hotels Expense  | 6/30/16         | 16-0630-03   | PJ   | UNITED CORPORATION - GAFFNEY JUN   | 1,000.00   |            |                   |
| 68200      | Travel & Hotels Expense  | 7/31/16         | 16-0731-03   | PJ   | UNITED CORPORATION - GAFFNEY JUL   | 1,000.00   |            |                   |
| 68200      | Travel & Hotels Expense  | 8/31/16         | 16-0831-03   | PJ   | UNITED CORPORATION - 50% GAFFNE\   | 500.00     |            |                   |
| 68200      | Travel & Hotels Expense  | 9/30/16         | 16-0930-03   | PJ   | UNITED CORPORATION - 50% GAFFNE\   | 500.00     |            |                   |
| 68200      | Travel & Hotels Expense  | 10/31/16        | 16-1031-03   | PJ   | UNITED CORPORATION - 50% GAFFNE\   | 500.00     |            |                   |
| 68200      | Travel & Hotels Expense  |                 |              |      | Change                             | 8,500.00   |            | 8,500.00          |
|            |                          | <b>12/31/16</b> |              |      | <b>Ending Balance</b>              |            |            | <b>8,500.00</b>   |
| 69000      | Wages - Officer Salaries | 1/1/16          |              |      | Beginning Balance                  |            |            |                   |
| 69000      | Wages - Officer Salaries | 1/31/16         | 16-0131-01   | PJ   | UNITED CORPORATION - FATHI YUSUF   | 24,055.00  |            |                   |
| 69000      | Wages - Officer Salaries | 2/29/16         | 16-0229-01   | PJ   | UNITED CORPORATION - FATHI YUSUF   | 23,698.00  |            |                   |
| 69000      | Wages - Officer Salaries | 3/31/16         | 16-0331-01   | PJ   | UNITED CORPORATION - FATHI YUSUF   | 29,603.75  |            |                   |
| 69000      | Wages - Officer Salaries | 4/30/16         | 16-0430-01   | PJ   | UNITED CORPORATION - FATHI YUSUF   | 23,683.00  |            |                   |
| 69000      | Wages - Officer Salaries | 5/31/16         | 16-0531-01   | PJ   | UNITED CORPORATION - FATHI YUSUF   | 23,683.00  |            |                   |
| 69000      | Wages - Officer Salaries | 6/30/16         | 16-0630-01   | PJ   | UNITED CORPORATION - FATHI YUSUF   | 28,084.75  |            |                   |
| 69000      | Wages - Officer Salaries | 7/31/16         | 16-0731-01   | PJ   | UNITED CORPORATION - FATHY YUSUF   | 22,319.00  |            |                   |
| 69000      | Wages - Officer Salaries | 8/31/16         | 16-0831-01   | PJ   | UNITED CORPORATION - FATHI YUSUF   | 27,898.75  |            |                   |
| 69000      | Wages - Officer Salaries | 9/30/16         | 16-0930-01   | PJ   | UNITED CORPORATION - FATHI YUSUF   | 22,319.00  |            |                   |
| 69000      | Wages - Officer Salaries | 10/31/16        | 16-1031-01   | PJ   | UNITED CORPORATION - FATHI YUSUF   | 22,319.00  |            |                   |
| 69000      | Wages - Officer Salaries | 11/30/16        | 16-1101-01   | PJ   | UNITED CORPORATION - FATHI YUSUF   | 27,898.75  |            |                   |
| 69000      | Wages - Officer Salaries | 12/31/16        | 16-1231-01   | PJ   | UNITED CORPORATION - FATHI YUSUF   | 22,319.00  |            |                   |
| 69000      | Wages - Officer Salaries |                 |              |      | Change                             | 297,881.00 |            | 297,881.00        |
|            |                          | <b>12/31/16</b> |              |      | <b>Ending Balance</b>              |            |            | <b>297,881.00</b> |
| 69200      | Wages - Managers         | 1/1/16          |              |      | Beginning Balance                  |            |            |                   |
| 69200      | Wages - Managers         | 1/31/16         | 16-0131-02   | PJ   | UNITED CORPORATION - JOHN GAFFNI   | 8,774.00   |            |                   |
| 69200      | Wages - Managers         | 2/29/16         | 16-0229-02   | PJ   | UNITED CORPORATION - JOHN GAFFNI   | 8,732.00   |            |                   |
| 69200      | Wages - Managers         | 3/31/16         | 16-0331-02   | PJ   | UNITED CORPORATION - GAFFNEY MAI   | 8,717.00   |            |                   |
| 69200      | Wages - Managers         | 4/30/16         | 16-0430-02   | PJ   | UNITED CORPORATION - JOHN GAFFNI   | 8,612.00   |            |                   |
| 69200      | Wages - Managers         | 5/31/16         | 16-0531-02   | PJ   | UNITED CORPORATION - JOHN GAFFNI   | 8,612.00   |            |                   |
| 69200      | Wages - Managers         | 6/30/16         | 16-0630-02   | PJ   | UNITED CORPORATION - JOHN GAFFNI   | 10,765.00  |            |                   |
| 69200      | Wages - Managers         | 7/31/16         | 16-0731-02   | PJ   | UNITED CORPORATION - JOHN GAFFNI   | 8,612.00   |            |                   |
| 69200      | Wages - Managers         | 8/31/16         | 16-0831-02   | PJ   | UNITED CORPORATION - GAFFNEY AU(   | 5,381.62   |            |                   |
| 69200      | Wages - Managers         | 9/30/16         | 16-0930-02   | PJ   | UNITED CORPORATION - GAFFNEY SEF   | 4,305.12   |            |                   |
| 69200      | Wages - Managers         | 10/31/16        | 16-1031-02   | PJ   | UNITED CORPORATION - GAFFNEY OC'   | 4,305.12   |            |                   |
| 69200      | Wages - Managers         | 11/30/16        | 16-1130-02   | PJ   | UNITED CORPORATION - JOHN GAFFNI   | 5,381.40   |            |                   |
| 69200      | Wages - Managers         | 12/31/16        | 16-1231-02   | PJ   | UNITED CORPORATION - JOHN GAFFNI   | 5,299.03   |            |                   |
| 69200      | Wages - Managers         |                 |              |      | Change                             | 87,496.29  |            | 87,496.29         |
|            |                          | <b>12/31/16</b> |              |      | <b>Ending Balance</b>              |            |            | <b>87,496.29</b>  |
| 80000      | Other Income (Expense)   | 1/1/16          |              |      | Beginning Balance                  |            |            |                   |
| 80000      | Other Income (Expense)   | 12/31/16        | XJE111       | GENJ | W/O P'SHIP STALE DTD O/S CK 100309 |            | 87.17      |                   |
| 80000      | Other Income (Expense)   | 12/31/16        | XJE111       | GENJ | W/O P'SHIP STALE DTD O/S CK 100095 |            | 500.00     |                   |
| 80000      | Other Income (Expense)   | 12/31/16        | XJE111       | GENJ | W/O P'SHIP STALE DTD O/S CK 99060  |            | 34.73      |                   |
| 80000      | Other Income (Expense)   | 12/31/16        | XJE111       | GENJ | W/O P'SHIP STALE DTD O/S CK 100055 |            | 149.17     |                   |
| 80000      | Other Income (Expense)   | 12/31/16        | XJE111       | GENJ | W/O P'SHIP STALE DTD O/S CK 63813  |            | 99.98      |                   |
| 80000      | Other Income (Expense)   |                 |              |      | Change                             |            | 871.05     | -871.05           |
|            |                          | <b>12/31/16</b> |              |      | <b>Ending Balance</b>              |            |            | <b>-871.05</b>    |

**United Corporation STT (Pship)**  
**General Ledger**  
**For the Period From Jan 1, 2016 to Dec 31, 2016**

| Account ID | Account Description           | Date     | Reference  | Jrnl | Trans Description                  | Debit Amt | Credit Amt | Balance    |
|------------|-------------------------------|----------|------------|------|------------------------------------|-----------|------------|------------|
| 10300      | Cash - Bank Op'g 2010         | 1/1/16   |            |      | Beginning Balance                  |           |            | -9,427.94  |
| 10300      | Cash - Bank Op'g 2010         | 3/11/16  | 41375V     | CDJ  | WE ARE WINE LLC                    | 2,704.79  |            |            |
| 10300      | Cash - Bank Op'g 2010         | 12/31/16 | JE31       | GENJ | W/O STALE DATED CHECKS IN CLOSEI   | 6,723.15  |            |            |
| 10300      | Cash - Bank Op'g 2010         |          |            |      | Change                             | 9,427.94  |            | 9,427.94   |
| 10350      | Cash - Bank Payroll 0640      | 1/1/16   |            |      | Beginning Balance                  |           |            | -625.79    |
| 10350      | Cash - Bank Payroll 0640      | 12/31/16 | JE31       | GENJ | W/O STALE DATED CHECKS IN CLOSEI   | 625.79    |            |            |
| 10350      | Cash - Bank Payroll 0640      |          |            |      | Change                             | 625.79    |            | 625.79     |
| 20000      | Accounts Payable - Trade      | 1/1/16   |            |      | Beginning Balance                  |           |            | -11,311.51 |
| 20000      | Accounts Payable - Trade      | 1/1/16   | 16-0101-01 | PJ   | RAJA FOODS                         | 410.00    |            |            |
| 20000      | Accounts Payable - Trade      | 1/25/16  | 16-0125-01 | PJ   | CARIBBEAN REFRIGERATION & MECH     | 5,088.97  |            |            |
| 20000      | Accounts Payable - Trade      | 1/25/16  | 16-0125-02 | PJ   | CARIBBEAN REFRIGERATION & MECH     | 5,812.54  |            |            |
| 20000      | Accounts Payable - Trade      | 3/11/16  | 41375V     | CDJ  | WE ARE WINE LLC - Invoice: 0197    |           | 242.36     |            |
| 20000      | Accounts Payable - Trade      | 3/11/16  | 41375V     | CDJ  | WE ARE WINE LLC - Invoice: 0377    |           | 480.00     |            |
| 20000      | Accounts Payable - Trade      | 3/11/16  | 41375V     | CDJ  | WE ARE WINE LLC - Invoice: 0372    | 35.53     |            |            |
| 20000      | Accounts Payable - Trade      | 3/11/16  | 41375V     | CDJ  | WE ARE WINE LLC - Invoice: 0396    |           | 604.61     |            |
| 20000      | Accounts Payable - Trade      | 3/11/16  | 41375V     | CDJ  | WE ARE WINE LLC - Invoice: 0253    |           | 330.22     |            |
| 20000      | Accounts Payable - Trade      | 3/11/16  | 41375V     | CDJ  | WE ARE WINE LLC - Invoice: 0311    |           | 519.14     |            |
| 20000      | Accounts Payable - Trade      | 3/11/16  | 41375V     | CDJ  | WE ARE WINE LLC - Invoice: 0371    |           | 563.99     |            |
| 20000      | Accounts Payable - Trade      | 3/11/16  | CRA299     | CDJ  | WE ARE WINE LLC - Invoice: 0377    | 480.00    |            |            |
| 20000      | Accounts Payable - Trade      | 3/11/16  | CRA299     | CDJ  | WE ARE WINE LLC - Invoice: 0396    | 604.61    |            |            |
| 20000      | Accounts Payable - Trade      | 3/11/16  | CRA299     | CDJ  | WE ARE WINE LLC - Invoice: 0372    |           | 35.53      |            |
| 20000      | Accounts Payable - Trade      | 3/11/16  | CRA299     | CDJ  | WE ARE WINE LLC - Invoice: 0371    | 563.99    |            |            |
| 20000      | Accounts Payable - Trade      | 3/11/16  | CRA299     | CDJ  | WE ARE WINE LLC - Invoice: 0311    | 519.14    |            |            |
| 20000      | Accounts Payable - Trade      | 3/11/16  | CRA299     | CDJ  | WE ARE WINE LLC - Invoice: 0197    | 242.36    |            |            |
| 20000      | Accounts Payable - Trade      | 3/11/16  | CRA299     | CDJ  | WE ARE WINE LLC - Invoice: 0253    | 330.22    |            |            |
| 20000      | Accounts Payable - Trade      |          |            |      | Change                             | 14,087.36 | 2,775.85   | 11,311.51  |
| 23000      | Accrued Expenses              | 1/1/16   |            |      | Beginning Balance                  |           |            | -10,000.00 |
|            |                               | 12/31/16 |            |      | Ending Balance                     |           |            | -10,000.00 |
| 28600      | Pship Claims Reserve Clearing | 1/1/16   |            |      | Beginning Balance                  |           |            |            |
| 28600      | Pship Claims Reserve Clearing | 1/25/16  | 285        | GENJ | CRMVI INV 4783 PD BY CRA           |           | 5,088.97   |            |
| 28600      | Pship Claims Reserve Clearing | 1/25/16  | 286        | GENJ | CRMVI INV 4984 PD BY CRA           |           | 5,812.54   |            |
| 28600      | Pship Claims Reserve Clearing | 2/8/16   | 293        | GENJ | US CUSTOMS PENALTY PD BY CRA       |           | 2,250.00   |            |
| 28600      | Pship Claims Reserve Clearing | 2/29/16  | 16-0229-02 | GENJ | PSHIP GIFT CERTS REDEEMED IN STT . |           | 3,640.00   |            |
| 28600      | Pship Claims Reserve Clearing | 3/11/16  | CRA299     | CDJ  | WE ARE WINE LLC                    |           | 2,704.79   |            |
| 28600      | Pship Claims Reserve Clearing |          |            |      | Change                             |           | 19,496.30  | -19,496.30 |
|            |                               | 12/31/16 |            |      | Ending Balance                     |           |            | -19,496.30 |
| 39000      | Retained Earnings             | 1/1/16   |            |      | Beginning Balance                  |           |            | 31,365.24  |
|            |                               | 12/31/16 |            |      | Ending Balance                     |           |            | 31,365.24  |
| 48000      | Revenue - Sales Discounts     | 1/1/16   |            |      | Beginning Balance                  |           |            |            |
| 48000      | Revenue - Sales Discounts     | 2/29/16  | 16-0229-02 | GENJ | PSHIP GIFT CERTS REDEEMED IN STT . | 3,640.00  |            |            |
| 48000      | Revenue - Sales Discounts     |          |            |      | Change                             | 3,640.00  |            | 3,640.00   |
|            |                               | 12/31/16 |            |      | Ending Balance                     |           |            | 3,640.00   |
| 50000      | COS - Purchases               | 1/1/16   |            |      | Beginning Balance                  |           |            |            |
| 50000      | COS - Purchases               | 1/1/16   | 16-0101-01 | PJ   | RAJA FOODS - LATE NOTICE OF BAL DU |           | 410.00     |            |
| 50000      | COS - Purchases               |          |            |      | Change                             |           | 410.00     | -410.00    |
|            |                               | 12/31/16 |            |      | Ending Balance                     |           |            | -410.00    |
| 52200      | COS - US Customs Expense      | 1/1/16   |            |      | Beginning Balance                  |           |            |            |
| 52200      | COS - US Customs Expense      | 2/8/16   | 293        | GENJ | US CUSTOMS PENALTY PD BY CRA       | 2,250.00  |            |            |
| 52200      | COS - US Customs Expense      |          |            |      | Change                             | 2,250.00  |            | 2,250.00   |
|            |                               | 12/31/16 |            |      | Ending Balance                     |           |            | 2,250.00   |
| 66700      | Repairs & Maintenance Expense | 1/1/16   |            |      | Beginning Balance                  |           |            |            |
| 66700      | Repairs & Maintenance Expense | 1/25/16  | 285        | GENJ | CRMVI INV 4783 PD BY CRA           | 5,088.97  |            |            |
| 66700      | Repairs & Maintenance Expense | 1/25/16  | 286        | GENJ | CRMVI INV 4984 PD BY CRA           | 5,812.54  |            |            |
| 66700      | Repairs & Maintenance Expense | 1/25/16  | 16-0125-01 | PJ   | CARIBBEAN REFRIGERATION & MECH -   |           | 5,088.97   |            |
| 66700      | Repairs & Maintenance Expense | 1/25/16  | 16-0125-02 | PJ   | CARIBBEAN REFRIGERATION & MECH -   |           | 5,812.54   |            |
| 66700      | Repairs & Maintenance Expense |          |            |      | Change                             | 10,901.51 | 10,901.51  |            |
| 80000      | Other Income (Expense)        | 1/1/16   |            |      | Beginning Balance                  |           |            |            |
| 80000      | Other Income (Expense)        | 12/31/16 | JE31       | GENJ | W/O STALE DATED CHECKS IN CLOSEI   |           | 625.79     |            |
| 80000      | Other Income (Expense)        | 12/31/16 | JE31       | GENJ | W/O STALE DATED CHECKS IN CLOSEI   |           | 6,723.15   |            |
| 80000      | Other Income (Expense)        |          |            |      | Change                             |           | 7,348.94   | -7,348.94  |
|            |                               | 12/31/16 |            |      | Ending Balance                     |           |            | -7,348.94  |

**United Corporation West (Pship)**  
**General Ledger**  
**For the Period From Jan 1, 2016 to Dec 31, 2016**

| Account ID | Account Description     | Date            | Reference | Jrnl | Trans Description                   | Debit Amt | Credit Amt   | Balance           |
|------------|-------------------------|-----------------|-----------|------|-------------------------------------|-----------|--------------|-------------------|
| 10300      | Cash - Bank Op'g 6269   | 1/1/16          |           |      | Beginning Balance                   |           |              | -4,846.12         |
| 10300      | Cash - Bank Op'g 6269   | 12/31/16        | JE31      | GENJ | CLR STALE DATED CHECKS IN CLOSED    | 4,846.12  |              |                   |
| 10300      | Cash - Bank Op'g 6269   |                 |           |      | Change                              | 4,846.12  |              | 4,846.12          |
| 10600      | Cash - Bank Claims 9091 | 1/1/16          |           |      | Beginning Balance                   |           |              | 1,648,436.13      |
| 10600      | Cash - Bank Claims 9091 | 1/5/16          | 283       | GENJ | EDGAR ROSS (INV #4 MASTER FEES)     |           | 43,300.00    |                   |
| 10600      | Cash - Bank Claims 9091 | 1/5/16          | 284       | GENJ | TOPA PROPERTIES (JAN RENT)          |           | 733.33       |                   |
| 10600      | Cash - Bank Claims 9091 | 1/25/16         | 285       | GENJ | CRMVI LLC INV 4783 PD BY CRA FOR S1 |           | 5,088.97     |                   |
| 10600      | Cash - Bank Claims 9091 | 1/25/16         | 286       | GENJ | CRMVI LLC INV 4984 PD BY CRA FOR S1 |           | 5,812.54     |                   |
| 10600      | Cash - Bank Claims 9091 | 1/25/16         | 291       | GENJ | UNITED CORP 12/31/15 AP BAL PD BY C |           | 65,294.61    |                   |
| 10600      | Cash - Bank Claims 9091 | 1/25/16         | 288       | CDJ  | BECKSTEDT & ASSOCIATES              |           | 950.00       |                   |
| 10600      | Cash - Bank Claims 9091 | 1/25/16         | 289       | CDJ  | BECKSTEDT & ASSOCIATES              |           | 1,372.50     |                   |
| 10600      | Cash - Bank Claims 9091 | 1/25/16         | 290       | CDJ  | BECKSTEDT & ASSOCIATES              |           | 540.00       |                   |
| 10600      | Cash - Bank Claims 9091 | 1/25/16         | 287       | CDJ  | AMERICAN MEDIATION INSTITUTE        |           | 1,397.50     |                   |
| 10600      | Cash - Bank Claims 9091 | 1/28/16         | JE28      | GENJ | INTER OCEAN 2015 REFUND             | 38,656.52 |              |                   |
| 10600      | Cash - Bank Claims 9091 | 2/8/16          | CRA294    | GENJ | TOPA PROPERTIES (PSHIP DOC STORA    |           | 733.33       |                   |
| 10600      | Cash - Bank Claims 9091 | 2/8/16          | CRA293    | GENJ | US CUSTOMS (STT PENALTY RE SHPT I   |           | 2,250.00     |                   |
| 10600      | Cash - Bank Claims 9091 | 3/9/16          | 295       | GENJ | TOPA PROPERTIES MAR 2016 RENT       |           | 733.33       |                   |
| 10600      | Cash - Bank Claims 9091 | 3/9/16          | 296       | GENJ | TOPA PROPERTIES APR 2016 RENT       |           | 733.33       |                   |
| 10600      | Cash - Bank Claims 9091 | 3/9/16          | 297       | GENJ | UNITED CORP 2/29/16 AP BAL PD BY CF |           | 66,559.67    |                   |
| 10600      | Cash - Bank Claims 9091 | 3/11/16         | 298       | CDJ  | BECKSTEDT & ASSOCIATES              |           | 21,408.00    |                   |
| 10600      | Cash - Bank Claims 9091 | 3/11/16         | 299       | GENJ | WE ARE WINE LLC PMT BY CRA FOR S1   |           | 2,704.79     |                   |
| 10600      | Cash - Bank Claims 9091 | 4/1/16          | 300       | GENJ | YUSUF - 2015 PTR TAX DISTR          |           | 282,266.73   |                   |
| 10600      | Cash - Bank Claims 9091 | 4/1/16          | 301       | GENJ | HAMED - 2015 PTR TAX DISTR          |           | 282,266.73   |                   |
| 10600      | Cash - Bank Claims 9091 | 4/1/16          | 302       | GENJ | UNITED CORP BAL DUE 3/31 AP AGING   |           | 41,320.75    |                   |
| 10600      | Cash - Bank Claims 9091 | 4/1/16          | 303       | CDJ  | BECKSTEDT & ASSOCIATES              |           | 17,403.00    |                   |
| 10600      | Cash - Bank Claims 9091 | 4/1/16          | 304       | CDJ  | KAC357 LLC                          |           | 3,115.33     |                   |
| 10600      | Cash - Bank Claims 9091 | 4/2/16          | 305       | CDJ  | DUDLEY TOPPER AND FEUERZEIG LL      |           | 9,680.00     |                   |
| 10600      | Cash - Bank Claims 9091 | 5/11/16         | SJ11      | GENJ | IRS REFUND RE 2012 FORM 940         | 10,184.54 |              |                   |
| 10600      | Cash - Bank Claims 9091 | 5/11/16         | 307       | CDJ  | BECKSTEDT & ASSOCIATES              |           | 2,390.00     |                   |
| 10600      | Cash - Bank Claims 9091 | 5/11/16         | 306       | GENJ | TOPA PROPERTIES - DOC WHSE (MAY)    |           | 733.33       |                   |
| 10600      | Cash - Bank Claims 9091 | 6/10/16         | 308       | CDJ  | BECKSTEDT & ASSOCIATES              |           | 3,630.00     |                   |
| 10600      | Cash - Bank Claims 9091 | 6/10/16         | 309       | CDJ  | EDGAR D. ROSS                       |           | 36,200.00    |                   |
| 10600      | Cash - Bank Claims 9091 | 6/10/16         | 310       | CDJ  | TOPA PROPERTIES                     |           | 765.61       |                   |
| 10600      | Cash - Bank Claims 9091 | 6/10/16         | 311       | CDJ  | TOPA PROPERTIES                     |           | 741.40       |                   |
| 10600      | Cash - Bank Claims 9091 | 6/10/16         | 312       | CDJ  | UNITED CORPORATION                  |           | 65,653.79    |                   |
| 10600      | Cash - Bank Claims 9091 | 6/10/16         | 313       | CDJ  | V.I. EMPLOYMENT SECURITY AGENC      |           | 12,082.65    |                   |
| 10600      | Cash - Bank Claims 9091 | 6/10/16         | 314       | CDJ  | V.I. EMPLOYMENT SECURITY AGENC      |           | 240.00       |                   |
| 10600      | Cash - Bank Claims 9091 | 6/10/16         | 315       | CDJ  | V.I. EMPLOYMENT SECURITY AGENC      |           | 725.00       |                   |
| 10600      | Cash - Bank Claims 9091 | 8/9/16          | 316       | CDJ  | TOPA PROPERTIES                     |           | 741.40       |                   |
| 10600      | Cash - Bank Claims 9091 | 8/9/16          | 317       | CDJ  | TOPA PROPERTIES                     |           | 741.40       |                   |
| 10600      | Cash - Bank Claims 9091 | 8/9/16          | 318       | CDJ  | BECKSTEDT & ASSOCIATES              |           | 8,991.30     |                   |
| 10600      | Cash - Bank Claims 9091 | 8/9/16          | 319       | CDJ  | UNITED CORPORATION                  |           | 50,000.00    |                   |
| 10600      | Cash - Bank Claims 9091 | 8/12/16         | 320       | CDJ  | BECKSTEDT & ASSOCIATES              |           | 1,240.50     |                   |
| 10600      | Cash - Bank Claims 9091 | 8/12/16         | 321       | CDJ  | UNITED CORPORATION                  |           | 71,280.75    |                   |
| 10600      | Cash - Bank Claims 9091 | 8/30/16         | 322       | CDJ  | UNITED CORPORATION                  |           | 40.00        |                   |
| 10600      | Cash - Bank Claims 9091 | 8/30/16         | 323       | CDJ  | LINDA ESPRIT                        |           | 397.61       |                   |
| 10600      | Cash - Bank Claims 9091 | 8/30/16         | 324       | CDJ  | BECKSTEDT & ASSOCIATES              |           | 2,427.50     |                   |
| 10600      | Cash - Bank Claims 9091 | 8/30/16         | 325       | CDJ  | SOURCE ACCOUNTING                   |           | 1,550.00     |                   |
| 10600      | Cash - Bank Claims 9091 | 9/30/16         | JE30      | GENJ | VOID CK 227 THAT GALLOW'S BAY BAK   | 65.72     |              |                   |
| 10600      | Cash - Bank Claims 9091 | 10/7/16         | 326       | CDJ  | UNITED CORPORATION                  |           | 60,904.49    |                   |
| 10600      | Cash - Bank Claims 9091 | 10/7/16         | 327       | CDJ  | BECKSTEDT & ASSOCIATES              |           | 495.00       |                   |
| 10600      | Cash - Bank Claims 9091 | 10/7/16         | 328       | CDJ  | TOPA PROPERTIES                     |           | 2,224.20     |                   |
| 10600      | Cash - Bank Claims 9091 | 11/3/16         | 329       | CDJ  | V.I. EMPLOYMENT SECURITY AGENC      |           | 1,273.38     |                   |
| 10600      | Cash - Bank Claims 9091 | 11/23/16        | 331       | CDJ  | LEWIS CONSULTING LLC                |           | 3,800.00     |                   |
| 10600      | Cash - Bank Claims 9091 | 11/23/16        | 332       | CDJ  | UNITED CORPORATION                  |           | 27,124.12    |                   |
| 10600      | Cash - Bank Claims 9091 | 12/6/16         | 330       | CDJ  | V.I. EMPLOYMENT SECURITY AGENC      |           | 24,930.39    |                   |
| 10600      | Cash - Bank Claims 9091 | 12/6/16         | 333       | CDJ  | LEWIS CONSULTING LLC                |           | 5,000.00     |                   |
| 10600      | Cash - Bank Claims 9091 | 12/6/16         | 334       | CDJ  | BECKSTEDT & ASSOCIATES              |           | 1,192.50     |                   |
| 10600      | Cash - Bank Claims 9091 |                 |           |      | Change                              | 48,906.78 | 1,243,180.76 | -1,194,273.98     |
|            |                         | <b>12/31/16</b> |           |      | <b>Ending Balance</b>               |           |              | <b>454,162.15</b> |
| 10700      | Cash - Bank Liquid 9075 | 1/1/16          |           |      | Beginning Balance                   |           |              | 125,605.24        |
| 10700      | Cash - Bank Liquid 9075 | 1/31/16         | JE31      | GENJ | BANCO 9075 SVC FEE                  |           | 20.00        |                   |
| 10700      | Cash - Bank Liquid 9075 | 2/29/16         | JE29      | GENJ | BANCO 9075 SVC FEE                  |           | 20.00        |                   |
| 10700      | Cash - Bank Liquid 9075 | 3/31/16         | JE31      | GENJ | BANCO 9075 SVC CHARGE               |           | 20.00        |                   |
| 10700      | Cash - Bank Liquid 9075 | 4/30/16         | JE30      | GENJ | BANCO 9075 SVC CHARGE               |           | 20.00        |                   |
| 10700      | Cash - Bank Liquid 9075 | 5/31/16         | JE31      | GENJ | SVC CHARGES                         |           | 20.00        |                   |
| 10700      | Cash - Bank Liquid 9075 | 6/30/16         | JE30      | GENJ | SVC CHARGES                         |           | 20.00        |                   |
| 10700      | Cash - Bank Liquid 9075 | 7/31/16         | JE31      | GENJ | BANCO 9075 SVC FEE                  |           | 20.00        |                   |
| 10700      | Cash - Bank Liquid 9075 | 8/31/16         | JE31      | GENJ | STD MONTHLY BK FEE                  |           | 20.00        |                   |
| 10700      | Cash - Bank Liquid 9075 | 9/30/16         | JE30      | GENJ | STD MONTHLY BANK FEE                |           | 20.00        |                   |
| 10700      | Cash - Bank Liquid 9075 | 10/31/16        | JE30      | GENJ | SVC CHARGES                         |           | 20.00        |                   |
| 10700      | Cash - Bank Liquid 9075 | 11/30/16        | JE30      | GENJ | BANCO SVC CHG                       |           | 20.00        |                   |
| 10700      | Cash - Bank Liquid 9075 | 12/31/16        | JE31      | GENJ | BANCO FEE                           |           | 20.00        |                   |
| 10700      | Cash - Bank Liquid 9075 |                 |           |      | Change                              |           | 240.00       | -240.00           |



| Account ID | Account Description           | Date            | Reference    | Jrnl | Trans Description                   | Debit Amt    | Credit Amt   | Balance             |
|------------|-------------------------------|-----------------|--------------|------|-------------------------------------|--------------|--------------|---------------------|
|            |                               | <b>12/31/16</b> |              |      | <b>Ending Balance</b>               |              |              | <b>125,365.24</b>   |
| 11000      | Accounts Receivable - Trade   | 4/1/16          |              |      | Beginning Balance                   |              |              |                     |
| 11000      | Accounts Receivable - Trade   | 4/22/16         | 8 602 8 80CM | SJ   | LUTHERAN SOCIAL SERVICES OF TH      |              | 1,246.21     |                     |
| 11000      | Accounts Receivable - Trade   | 4/22/16         | JE22         | GENJ | LUTHERAN FAM RECOVERY REVERSE       | 1,246.21     |              |                     |
| 11000      | Accounts Receivable - Trade   |                 |              |      | Change                              | 1,246.21     | 1,246.21     |                     |
| 13000      | POS In-Store Charges          | 4/1/16          |              |      | Beginning Balance                   |              |              |                     |
| 13000      | POS In-Store Charges          | 4/22/16         | 8 602 8 80CM | SJ   | LUTHERAN SOCIAL SERVICES OF TH - I  | 1,246.21     |              |                     |
| 13000      | POS In-Store Charges          | 4/22/16         | JE22         | GENJ | LUTHERAN FAM SVCS REC'D BY UNITE    |              | 1,246.21     |                     |
| 13000      | POS In-Store Charges          |                 |              |      | Change                              | 1,246.21     | 1,246.21     |                     |
| 13100      | Prepaid Insurance             | 1/1/16          |              |      | Beginning Balance                   |              |              | 38,656.92           |
| 13100      | Prepaid Insurance             | 1/28/16         | JE28         | GENJ | INTER OCEAN 2015 REFUND             |              | 4,865.21     |                     |
| 13100      | Prepaid Insurance             | 1/28/16         | JE28         | GENJ | INTER OCEAN 2015 REFUND             |              | 19,218.81    |                     |
| 13100      | Prepaid Insurance             | 1/28/16         | JE28         | GENJ | INTER OCEAN 2015 REFUND             |              | 14,572.50    |                     |
| 13100      | Prepaid Insurance             | 1/28/16         | JE28         | GENJ | EXPENSE NOMINAL PREPAID INSUR RE    |              | 0.40         |                     |
| 13100      | Prepaid Insurance             |                 |              |      | Change                              |              | 38,656.92    | -38,656.92          |
| 14600      | Due from (to) Hamed           | 1/1/16          |              |      | Beginning Balance                   |              |              | 524.67              |
| 14600      | Due from (to) Hamed           | 2/29/16         | 16-0229-01   | PJ   | KAC357 LLC - CHG FOR VERA CRUZ \$ F |              | 99.14        |                     |
| 14600      | Due from (to) Hamed           | 2/29/16         | 16-0229-01   | PJ   | KAC357 LLC - CHG FOR VERA CRUZ \$ F |              | 221.95       |                     |
| 14600      | Due from (to) Hamed           | 2/29/16         | 16-0229-01   | PJ   | KAC357 LLC - CHG FOR VERA CRUZ \$ F |              | 203.58       |                     |
| 14600      | Due from (to) Hamed           |                 |              |      | Change                              |              | 524.67       | -524.67             |
| 15100      | Marketable Securities - BPPR  | 1/1/16          |              |      | Beginning Balance                   |              |              | 8,091,374.55        |
| 15100      | Marketable Securities - BPPR  | 1/31/16         | SJE03        | GENJ | POST BPPR NET MONTHLY ACTIVITY      |              | 64,020.12    |                     |
| 15100      | Marketable Securities - BPPR  | 2/1/16          | SJE03        | GENJ | POST BPPR NET MONTHLY ACTIVITY      | 64,020.12    |              |                     |
| 15100      | Marketable Securities - BPPR  | 2/29/16         | SJE03        | GENJ | POST BPPR NET MONTHLY ACTIVITY      |              | 47,194.14    |                     |
| 15100      | Marketable Securities - BPPR  | 3/1/16          | SJE03        | GENJ | POST BPPR NET MONTHLY ACTIVITY      | 47,194.14    |              |                     |
| 15100      | Marketable Securities - BPPR  | 3/31/16         | SJE03        | GENJ | POST BPPR NET MONTHLY ACTIVITY      | 126,945.30   |              |                     |
| 15100      | Marketable Securities - BPPR  | 4/1/16          | SJE03        | GENJ | POST BPPR NET MONTHLY ACTIVITY      |              | 126,945.30   |                     |
| 15100      | Marketable Securities - BPPR  | 4/30/16         | SJE03        | GENJ | POST BPPR NET MONTHLY ACTIVITY      | 169,714.44   |              |                     |
| 15100      | Marketable Securities - BPPR  | 5/1/16          | SJE03        | GENJ | POST BPPR NET MONTHLY ACTIVITY      |              | 169,714.44   |                     |
| 15100      | Marketable Securities - BPPR  | 5/31/16         | SJE103       | GENJ | POST BPPR NET MONTHLY ACTIVITY      | 181,350.90   |              |                     |
| 15100      | Marketable Securities - BPPR  | 6/1/16          | SJE103       | GENJ | POST BPPR NET MONTHLY ACTIVITY      |              | 181,350.90   |                     |
| 15100      | Marketable Securities - BPPR  | 6/30/16         | SJE103       | GENJ | POST BPPR NET MONTHLY ACTIVITY      | 251,662.21   |              |                     |
| 15100      | Marketable Securities - BPPR  | 7/1/16          | SJE103       | GENJ | POST BPPR NET MONTHLY ACTIVITY      |              | 251,662.21   |                     |
| 15100      | Marketable Securities - BPPR  | 7/31/16         | XJE103       | GENJ | POST BPPR NET MONTHLY ACTIVITY      | 360,620.80   |              |                     |
| 15100      | Marketable Securities - BPPR  | 8/1/16          | XJE103       | GENJ | POST BPPR NET MONTHLY ACTIVITY      |              | 360,620.80   |                     |
| 15100      | Marketable Securities - BPPR  | 8/31/16         | XJE103       | GENJ | POST BPPR NET MONTHLY ACTIVITY      | 377,294.04   |              |                     |
| 15100      | Marketable Securities - BPPR  | 9/1/16          | XJE103       | GENJ | POST BPPR NET MONTHLY ACTIVITY      |              | 377,294.04   |                     |
| 15100      | Marketable Securities - BPPR  | 9/30/16         | XJE103       | GENJ | POST BPPR NET MONTHLY ACTIVITY      | 377,087.52   |              |                     |
| 15100      | Marketable Securities - BPPR  | 10/1/16         | XJE103       | GENJ | POST BPPR NET MONTHLY ACTIVITY      |              | 377,087.52   |                     |
| 15100      | Marketable Securities - BPPR  | 10/31/16        | XJE103       | GENJ | POST BPPR NET MONTHLY ACTIVITY      | 271,896.56   |              |                     |
| 15100      | Marketable Securities - BPPR  | 11/1/16         | XJE103       | GENJ | POST BPPR NET MONTHLY ACTIVITY      |              | 271,896.56   |                     |
| 15100      | Marketable Securities - BPPR  | 11/30/16        | XJE103       | GENJ | POST BPPR NET MONTHLY ACTIVITY      | 200,497.35   |              |                     |
| 15100      | Marketable Securities - BPPR  | 12/1/16         | XJE103       | GENJ | POST BPPR NET MONTHLY ACTIVITY      |              | 200,497.35   |                     |
| 15100      | Marketable Securities - BPPR  | 12/31/16        | XJE103       | GENJ | POST BPPR NET MONTHLY ACTIVITY      | 278,027.12   |              |                     |
| 15100      | Marketable Securities - BPPR  |                 |              |      | Change                              | 2,706,310.50 | 2,428,283.38 | 278,027.12          |
|            |                               | <b>12/31/16</b> |              |      | <b>Ending Balance</b>               |              |              | <b>8,369,401.67</b> |
| 15150      | Unrealized (Gain) Loss - BPPR | 1/1/16          |              |      | Beginning Balance                   |              |              | 72,824.35           |
| 15150      | Unrealized (Gain) Loss - BPPR | 1/31/16         | SJE03        | GENJ | POST BPPR NET MONTHLY ACTIVITY      | 65,944.13    |              |                     |
| 15150      | Unrealized (Gain) Loss - BPPR | 2/1/16          | SJE03        | GENJ | POST BPPR NET MONTHLY ACTIVITY      |              | 65,944.13    |                     |
| 15150      | Unrealized (Gain) Loss - BPPR | 2/29/16         | SJE03        | GENJ | POST BPPR NET MONTHLY ACTIVITY      | 59,688.62    |              |                     |
| 15150      | Unrealized (Gain) Loss - BPPR | 3/1/16          | SJE03        | GENJ | POST BPPR NET MONTHLY ACTIVITY      |              | 59,688.62    |                     |
| 15150      | Unrealized (Gain) Loss - BPPR | 3/31/16         | SJE03        | GENJ | POST BPPR NET MONTHLY ACTIVITY      | 89,362.61    |              |                     |
| 15150      | Unrealized (Gain) Loss - BPPR | 4/1/16          | SJE03        | GENJ | POST BPPR NET MONTHLY ACTIVITY      |              | 89,362.61    |                     |
| 15150      | Unrealized (Gain) Loss - BPPR | 4/30/16         | SJE03        | GENJ | POST BPPR NET MONTHLY ACTIVITY      | 144,441.89   |              |                     |
| 15150      | Unrealized (Gain) Loss - BPPR | 5/1/16          | SJE03        | GENJ | POST BPPR NET MONTHLY ACTIVITY      |              | 144,441.89   |                     |
| 15150      | Unrealized (Gain) Loss - BPPR | 5/31/16         | SJE103       | GENJ | POST BPPR NET MONTHLY ACTIVITY      | 145,155.98   |              |                     |
| 15150      | Unrealized (Gain) Loss - BPPR | 6/1/16          | SJE103       | GENJ | POST BPPR NET MONTHLY ACTIVITY      |              | 145,155.98   |                     |
| 15150      | Unrealized (Gain) Loss - BPPR | 6/30/16         | SJE103       | GENJ | POST BPPR NET MONTHLY ACTIVITY      | 173,203.09   |              |                     |
| 15150      | Unrealized (Gain) Loss - BPPR | 7/1/16          | SJE103       | GENJ | POST BPPR NET MONTHLY ACTIVITY      |              | 173,203.09   |                     |
| 15150      | Unrealized (Gain) Loss - BPPR | 7/31/16         | XJE103       | GENJ | POST BPPR NET MONTHLY ACTIVITY      | 286,099.49   |              |                     |
| 15150      | Unrealized (Gain) Loss - BPPR | 8/1/16          | XJE103       | GENJ | POST BPPR NET MONTHLY ACTIVITY      |              | 286,099.49   |                     |
| 15150      | Unrealized (Gain) Loss - BPPR | 8/31/16         | XJE103       | GENJ | POST BPPR NET MONTHLY ACTIVITY      | 277,744.04   |              |                     |
| 15150      | Unrealized (Gain) Loss - BPPR | 9/1/16          | XJE103       | GENJ | POST BPPR NET MONTHLY ACTIVITY      |              | 277,744.04   |                     |
| 15150      | Unrealized (Gain) Loss - BPPR | 9/30/16         | XJE103       | GENJ | POST BPPR NET MONTHLY ACTIVITY      | 261,357.04   |              |                     |
| 15150      | Unrealized (Gain) Loss - BPPR | 10/1/16         | XJE103       | GENJ | POST BPPR NET MONTHLY ACTIVITY      |              | 261,357.04   |                     |
| 15150      | Unrealized (Gain) Loss - BPPR | 10/31/16        | XJE103       | GENJ | POST BPPR NET MONTHLY ACTIVITY      | 164,874.05   |              |                     |
| 15150      | Unrealized (Gain) Loss - BPPR | 11/1/16         | XJE103       | GENJ | POST BPPR NET MONTHLY ACTIVITY      |              | 164,874.05   |                     |
| 15150      | Unrealized (Gain) Loss - BPPR | 11/30/16        | XJE103       | GENJ | POST BPPR NET MONTHLY ACTIVITY      | 95,798.09    |              |                     |
| 15150      | Unrealized (Gain) Loss - BPPR | 12/1/16         | XJE103       | GENJ | POST BPPR NET MONTHLY ACTIVITY      |              | 95,798.09    |                     |
| 15150      | Unrealized (Gain) Loss - BPPR | 12/31/16        | XJE103       | GENJ | POST BPPR NET MONTHLY ACTIVITY      | 130,415.13   |              |                     |
| 15150      | Unrealized (Gain) Loss - BPPR |                 |              |      | Change                              | 1,763,669.03 | 1,894,084.16 | -130,415.13         |
|            |                               | <b>12/31/16</b> |              |      | <b>Ending Balance</b>               |              |              | <b>-57,590.78</b>   |
| 20000      | Accounts Payable - Trade      | 1/1/16          |              |      | Beginning Balance                   |              |              | -4,260.00           |
| 20000      | Accounts Payable - Trade      | 1/1/16          | 1932         | PJ   | BECKSTEDT & ASSOCIATES              |              | 135.00       |                     |
| 20000      | Accounts Payable - Trade      | 1/1/16          | 1934         | PJ   | BECKSTEDT & ASSOCIATES              |              | 112.50       |                     |
| 20000      | Accounts Payable - Trade      | 1/1/16          | 1935         | PJ   | BECKSTEDT & ASSOCIATES              |              | 22.50        |                     |
| 20000      | Accounts Payable - Trade      | 1/1/16          | 1936         | PJ   | BECKSTEDT & ASSOCIATES              |              | 1,745.00     |                     |
| 20000      | Accounts Payable - Trade      | 1/1/16          | 1937         | PJ   | BECKSTEDT & ASSOCIATES              |              | 82.00        |                     |
| 20000      | Accounts Payable - Trade      | 1/1/16          | 1763         | PJ   | BECKSTEDT & ASSOCIATES              |              | 400.00       |                     |

| Account ID | Account Description      | Date     | Reference  | Jrnl | Trans Description                                     | Debit Amt | Credit Amt | Balance |
|------------|--------------------------|----------|------------|------|---|-----------|------------|---------|
| 20000      | Accounts Payable - Trade | 1/1/16   | 1762       | PJ   | BECKSTEDT & ASSOCIATES                                |           | 1,095.00   |         |
| 20000      | Accounts Payable - Trade | 1/1/16   | 1761       | PJ   | BECKSTEDT & ASSOCIATES                                |           | 2,890.00   |         |
| 20000      | Accounts Payable - Trade | 1/1/16   | 1759       | PJ   | BECKSTEDT & ASSOCIATES                                |           | 10,855.00  |         |
| 20000      | Accounts Payable - Trade | 1/25/16  | 288        | CDJ  | BECKSTEDT & ASSOCIATES - Invoice: 16-0229-01          | 950.00    |            |         |
| 20000      | Accounts Payable - Trade | 1/25/16  | 289        | CDJ  | BECKSTEDT & ASSOCIATES - Invoice: 16-0229-01          | 1,372.50  |            |         |
| 20000      | Accounts Payable - Trade | 1/25/16  | 290        | CDJ  | BECKSTEDT & ASSOCIATES - Invoice: 16-0229-01          | 540.00    |            |         |
| 20000      | Accounts Payable - Trade | 1/25/16  | 287        | CDJ  | AMERICAN MEDIATION INSTITUTE - Invoice: 16-0229-01    | 1,397.50  |            |         |
| 20000      | Accounts Payable - Trade | 2/4/16   | 1956       | PJ   | BECKSTEDT & ASSOCIATES                                |           | 1,552.50   |         |
| 20000      | Accounts Payable - Trade | 2/4/16   | 1957       | PJ   | BECKSTEDT & ASSOCIATES                                |           | 2,518.50   |         |
| 20000      | Accounts Payable - Trade | 2/29/16  | 16-0229-01 | PJ   | KAC357 LLC  | 524.67    |            |         |
| 20000      | Accounts Payable - Trade | 2/29/16  | 16-0229-02 | PJ   | KAC357 LLC  |           | 3,640.00   |         |
| 20000      | Accounts Payable - Trade | 3/1/16   | 1976       | PJ   | BECKSTEDT & ASSOCIATES                                |           | 11,175.00  |         |
| 20000      | Accounts Payable - Trade | 3/1/16   | 1977       | PJ   | BECKSTEDT & ASSOCIATES                                |           | 6,228.00   |         |
| 20000      | Accounts Payable - Trade | 3/1/16   | 167848     | PJ   | DUDLEY TOPPER AND FEUERZEIG LLC                       |           | 3,280.00   |         |
| 20000      | Accounts Payable - Trade | 3/1/16   | 168038     | PJ   | DUDLEY TOPPER AND FEUERZEIG LLC                       |           | 6,400.00   |         |
| 20000      | Accounts Payable - Trade | 3/11/16  | 298        | CDJ  | BECKSTEDT & ASSOCIATES - Invoice: 16-0229-01          | 112.50    |            |         |
| 20000      | Accounts Payable - Trade | 3/11/16  | 298        | CDJ  | BECKSTEDT & ASSOCIATES - Invoice: 16-0229-01          | 22.50     |            |         |
| 20000      | Accounts Payable - Trade | 3/11/16  | 298        | CDJ  | BECKSTEDT & ASSOCIATES - Invoice: 16-0229-01          | 1,745.00  |            |         |
| 20000      | Accounts Payable - Trade | 3/11/16  | 298        | CDJ  | BECKSTEDT & ASSOCIATES - Invoice: 16-0229-01          | 82.00     |            |         |
| 20000      | Accounts Payable - Trade | 3/11/16  | 298        | CDJ  | BECKSTEDT & ASSOCIATES - Invoice: 16-0229-01          | 135.00    |            |         |
| 20000      | Accounts Payable - Trade | 3/11/16  | 298        | CDJ  | BECKSTEDT & ASSOCIATES - Invoice: 16-0229-01          | 400.00    |            |         |
| 20000      | Accounts Payable - Trade | 3/11/16  | 298        | CDJ  | BECKSTEDT & ASSOCIATES - Invoice: 16-0229-01          | 2,518.50  |            |         |
| 20000      | Accounts Payable - Trade | 3/11/16  | 298        | CDJ  | BECKSTEDT & ASSOCIATES - Invoice: 16-0229-01          | 1,552.50  |            |         |
| 20000      | Accounts Payable - Trade | 3/11/16  | 298        | CDJ  | BECKSTEDT & ASSOCIATES - Invoice: 16-0229-01          | 2,890.00  |            |         |
| 20000      | Accounts Payable - Trade | 3/11/16  | 298        | CDJ  | BECKSTEDT & ASSOCIATES - Invoice: 16-0229-01          | 10,855.00 |            |         |
| 20000      | Accounts Payable - Trade | 3/11/16  | 298        | CDJ  | BECKSTEDT & ASSOCIATES - Invoice: 16-0229-01          | 1,095.00  |            |         |
| 20000      | Accounts Payable - Trade | 4/1/16   | 303        | CDJ  | BECKSTEDT & ASSOCIATES - Invoice: 16-0229-01          | 11,175.00 |            |         |
| 20000      | Accounts Payable - Trade | 4/1/16   | 303        | CDJ  | BECKSTEDT & ASSOCIATES - Invoice: 16-0229-01          | 6,228.00  |            |         |
| 20000      | Accounts Payable - Trade | 4/1/16   | 304        | CDJ  | KAC357 LLC - Invoice: 16-0229-02                      | 3,640.00  |            |         |
| 20000      | Accounts Payable - Trade | 4/1/16   | 304        | CDJ  | KAC357 LLC - Invoice: 16-0229-01                      |           | 524.67     |         |
| 20000      | Accounts Payable - Trade | 4/1/16   | 2010       | PJ   | BECKSTEDT & ASSOCIATES                                |           | 1,215.00   |         |
| 20000      | Accounts Payable - Trade | 4/1/16   | 2008       | PJ   | BECKSTEDT & ASSOCIATES                                |           | 900.00     |         |
| 20000      | Accounts Payable - Trade | 4/1/16   | 2006       | PJ   | BECKSTEDT & ASSOCIATES                                |           | 275.00     |         |
| 20000      | Accounts Payable - Trade | 4/2/16   | 305        | CDJ  | DUDLEY TOPPER AND FEUERZEIG LLC - Invoice: 16-0229-01 | 3,280.00  |            |         |
| 20000      | Accounts Payable - Trade | 4/2/16   | 305        | CDJ  | DUDLEY TOPPER AND FEUERZEIG LLC - Invoice: 16-0229-01 | 6,400.00  |            |         |
| 20000      | Accounts Payable - Trade | 4/22/16  | 2046       | PJ   | BECKSTEDT & ASSOCIATES                                |           | 3,300.00   |         |
| 20000      | Accounts Payable - Trade | 4/22/16  | 2048       | PJ   | BECKSTEDT & ASSOCIATES                                |           | 330.00     |         |
| 20000      | Accounts Payable - Trade | 5/11/16  | 307        | CDJ  | BECKSTEDT & ASSOCIATES - Invoice: 16-0229-01          | 275.00    |            |         |
| 20000      | Accounts Payable - Trade | 5/11/16  | 307        | CDJ  | BECKSTEDT & ASSOCIATES - Invoice: 16-0229-01          | 1,215.00  |            |         |
| 20000      | Accounts Payable - Trade | 5/11/16  | 307        | CDJ  | BECKSTEDT & ASSOCIATES - Invoice: 16-0229-01          | 900.00    |            |         |
| 20000      | Accounts Payable - Trade | 6/1/16   | 16-0601    | PJ   | TOPA PROPERTIES                                       |           | 765.61     |         |
| 20000      | Accounts Payable - Trade | 6/1/16   | 16-0701    | PJ   | TOPA PROPERTIES                                       |           | 741.40     |         |
| 20000      | Accounts Payable - Trade | 6/4/16   | 2093       | PJ   | BECKSTEDT & ASSOCIATES                                |           | 925.00     |         |
| 20000      | Accounts Payable - Trade | 6/4/16   | 2095       | PJ   | BECKSTEDT & ASSOCIATES                                |           | 315.50     |         |
| 20000      | Accounts Payable - Trade | 6/8/16   | 5          | PJ   | EDGAR D. ROSS   |           | 36,200.00  |         |
| 20000      | Accounts Payable - Trade | 6/10/16  | 308        | CDJ  | BECKSTEDT & ASSOCIATES - Invoice: 16-0229-01          | 3,300.00  |            |         |
| 20000      | Accounts Payable - Trade | 6/10/16  | 308        | CDJ  | BECKSTEDT & ASSOCIATES - Invoice: 16-0229-01          | 330.00    |            |         |
| 20000      | Accounts Payable - Trade | 6/10/16  | 309        | CDJ  | EDGAR D. ROSS - Invoice: 5                            | 36,200.00 |            |         |
| 20000      | Accounts Payable - Trade | 6/10/16  | 310        | CDJ  | TOPA PROPERTIES - Invoice: 16-0601                    | 765.61    |            |         |
| 20000      | Accounts Payable - Trade | 6/10/16  | 311        | CDJ  | TOPA PROPERTIES - Invoice: 16-0701                    | 741.40    |            |         |
| 20000      | Accounts Payable - Trade | 7/8/16   | 2127       | PJ   | BECKSTEDT & ASSOCIATES                                |           | 8,496.30   |         |
| 20000      | Accounts Payable - Trade | 7/8/16   | 2129       | PJ   | BECKSTEDT & ASSOCIATES                                |           | 395.00     |         |
| 20000      | Accounts Payable - Trade | 7/8/16   | 2130       | PJ   | BECKSTEDT & ASSOCIATES                                |           | 100.00     |         |
| 20000      | Accounts Payable - Trade | 7/30/16  | 2159       | PJ   | BECKSTEDT & ASSOCIATES                                |           | 75.00      |         |
| 20000      | Accounts Payable - Trade | 7/30/16  | 2160       | PJ   | BECKSTEDT & ASSOCIATES                                |           | 2,352.50   |         |
| 20000      | Accounts Payable - Trade | 8/1/16   | 16-0801-01 | PJ   | TOPA PROPERTIES                                       |           | 741.40     |         |
| 20000      | Accounts Payable - Trade | 8/9/16   | 316        | CDJ  | TOPA PROPERTIES - Invoice: 16-0801-01                 | 741.40    |            |         |
| 20000      | Accounts Payable - Trade | 8/9/16   | 317        | CDJ  | TOPA PROPERTIES - Invoice: 16-0901-01                 | 741.40    |            |         |
| 20000      | Accounts Payable - Trade | 8/9/16   | 318        | CDJ  | BECKSTEDT & ASSOCIATES - Invoice: 2                   | 100.00    |            |         |
| 20000      | Accounts Payable - Trade | 8/9/16   | 318        | CDJ  | BECKSTEDT & ASSOCIATES - Invoice: 2                   | 395.00    |            |         |
| 20000      | Accounts Payable - Trade | 8/9/16   | 318        | CDJ  | BECKSTEDT & ASSOCIATES - Invoice: 2                   | 8,496.30  |            |         |
| 20000      | Accounts Payable - Trade | 8/12/16  | 320        | CDJ  | BECKSTEDT & ASSOCIATES - Invoice: 2                   | 925.00    |            |         |
| 20000      | Accounts Payable - Trade | 8/12/16  | 320        | CDJ  | BECKSTEDT & ASSOCIATES - Invoice: 2                   | 315.50    |            |         |
| 20000      | Accounts Payable - Trade | 8/17/16  | 16-0817-01 | PJ   | SOURCE ACCOUNTING                                     |           | 1,550.00   |         |
| 20000      | Accounts Payable - Trade | 8/30/16  | 324        | CDJ  | BECKSTEDT & ASSOCIATES - Invoice: 2                   | 2,352.50  |            |         |
| 20000      | Accounts Payable - Trade | 8/30/16  | 324        | CDJ  | BECKSTEDT & ASSOCIATES - Invoice: 2                   | 75.00     |            |         |
| 20000      | Accounts Payable - Trade | 8/30/16  | 325        | CDJ  | SOURCE ACCOUNTING - Invoice: 16-081                   | 1,550.00  |            |         |
| 20000      | Accounts Payable - Trade | 9/1/16   | 16-0901-01 | PJ   | TOPA PROPERTIES                                       |           | 741.40     |         |
| 20000      | Accounts Payable - Trade | 9/8/16   | 2193       | PJ   | BECKSTEDT & ASSOCIATES                                |           | 495.00     |         |
| 20000      | Accounts Payable - Trade | 10/1/16  | 16-1001-01 | PJ   | TOPA PROPERTIES                                       |           | 741.40     |         |
| 20000      | Accounts Payable - Trade | 10/7/16  | 327        | CDJ  | BECKSTEDT & ASSOCIATES - Invoice: 2                   | 495.00    |            |         |
| 20000      | Accounts Payable - Trade | 10/7/16  | 328        | CDJ  | TOPA PROPERTIES - Invoice: 16-1001-01                 | 741.40    |            |         |
| 20000      | Accounts Payable - Trade | 10/7/16  | 328        | CDJ  | TOPA PROPERTIES - Invoice: 16-1201-01                 | 741.40    |            |         |
| 20000      | Accounts Payable - Trade | 10/7/16  | 328        | CDJ  | TOPA PROPERTIES - Invoice: 16-1101-01                 | 741.40    |            |         |
| 20000      | Accounts Payable - Trade | 10/27/16 | 16-1027-01 | PJ   | V.I. EMPLOYMENT SECURITY AGENC                        |           | 1,273.38   |         |
| 20000      | Accounts Payable - Trade | 10/31/16 | 2016-01    | PJ   | LEWIS CONSULTING LLC                                  |           | 3,800.00   |         |
| 20000      | Accounts Payable - Trade | 11/1/16  | 16-1101-01 | PJ   | TOPA PROPERTIES                                       |           | 741.40     |         |
| 20000      | Accounts Payable - Trade | 11/3/16  | 329        | CDJ  | V.I. EMPLOYMENT SECURITY AGENC - Invoice: 16-1101-01  | 1,273.38  |            |         |
| 20000      | Accounts Payable - Trade | 11/3/16  | 2258       | PJ   | BECKSTEDT & ASSOCIATES                                |           | 1,192.50   |         |

| Account ID | Account Description           | Date            | Reference  | Jrnl | Trans Description                    | Debit Amt  | Credit Amt | Balance               |
|------------|-------------------------------|-----------------|------------|------|--------------------------------------|------------|------------|-----------------------|
| 20000      | Accounts Payable - Trade      | 11/23/16        | 331        | CDJ  | LEWIS CONSULTING LLC - Invoice: 2016 | 3,800.00   |            |                       |
| 20000      | Accounts Payable - Trade      | 11/30/16        | 2016-02    | PJ   | LEWIS CONSULTING LLC                 |            | 5,000.00   |                       |
| 20000      | Accounts Payable - Trade      | 11/30/16        | 16-1130    | PJ   | V.I. EMPLOYMENT SECURITY AGENC       |            | 24,930.39  |                       |
| 20000      | Accounts Payable - Trade      | 12/1/16         | 16-1201-01 | PJ   | TOPA PROPERTIES                      |            | 741.40     |                       |
| 20000      | Accounts Payable - Trade      | 12/4/16         | 2276       | PJ   | BECKSTEDT & ASSOCIATES               |            | 1,437.50   |                       |
| 20000      | Accounts Payable - Trade      | 12/6/16         | 330        | CDJ  | V.I. EMPLOYMENT SECURITY AGENC - I   | 24,930.39  |            |                       |
| 20000      | Accounts Payable - Trade      | 12/6/16         | 333        | CDJ  | LEWIS CONSULTING LLC - Invoice: 2016 | 5,000.00   |            |                       |
| 20000      | Accounts Payable - Trade      | 12/6/16         | 334        | CDJ  | BECKSTEDT & ASSOCIATES - Invoice: 2  | 1,192.50   |            |                       |
| 20000      | Accounts Payable - Trade      |                 |            |      | Change                               | 155,250.25 | 152,427.75 | 2,822.50              |
|            |                               | <b>12/31/16</b> |            |      | <b>Ending Balance</b>                |            |            | <b>-1,437.50</b>      |
| 23000      | Accrued Expenses              | 1/1/16          |            |      | Beginning Balance                    |            |            | -53,300.00            |
| 23000      | Accrued Expenses              | 1/5/16          | 283        | GENJ | EDGAR ROSS (INV #4 MASTER FEES)      | 43,300.00  |            |                       |
| 23000      | Accrued Expenses              |                 |            |      | Change                               | 43,300.00  |            | 43,300.00             |
|            |                               | <b>12/31/16</b> |            |      | <b>Ending Balance</b>                |            |            | <b>-10,000.00</b>     |
| 28600      | Pship Claims Reserve Clearing | 1/1/16          |            |      | Beginning Balance                    |            |            |                       |
| 28600      | Pship Claims Reserve Clearing | 1/25/16         | 285        | GENJ | CRMVI LLC INV 4783 PD BY CRA FOR S   | 5,088.97   |            |                       |
| 28600      | Pship Claims Reserve Clearing | 1/25/16         | 286        | GENJ | CRMVI LLC INV 4984 PD BY CRA FOR S   | 5,812.54   |            |                       |
| 28600      | Pship Claims Reserve Clearing | 1/25/16         | 291        | GENJ | UNITED CORP 12/31/15 AP BAL PD BY C  | 65,294.61  |            |                       |
| 28600      | Pship Claims Reserve Clearing | 2/8/16          | CRA293     | GENJ | US CUSTOMS (STT PENALTY RE SHPT I    | 2,250.00   |            |                       |
| 28600      | Pship Claims Reserve Clearing | 2/29/16         | 16-0229-02 | PJ   | KAC357 LLC - PSHIP GIFT CERTS REDE   | 3,640.00   |            |                       |
| 28600      | Pship Claims Reserve Clearing | 3/9/16          | 297        | GENJ | UNITED CORP 2/29/16 AP BAL PD BY CF  | 66,559.67  |            |                       |
| 28600      | Pship Claims Reserve Clearing | 3/11/16         | 299        | GENJ | WE ARE WINE LLC PMT BY CRA FOR S1    | 2,704.79   |            |                       |
| 28600      | Pship Claims Reserve Clearing | 4/1/16          | 302        | GENJ | UNITED CORP BAL DUE 3/31 AP AGING    | 41,320.75  |            |                       |
| 28600      | Pship Claims Reserve Clearing | 4/22/16         | JE22       | GENJ | LUTHERAN FAM SVCS REC'D BY UNITE     | 1,246.21   |            |                       |
| 28600      | Pship Claims Reserve Clearing | 6/10/16         | 312        | CDJ  | UNITED CORPORATION - UNITED EAST     | 65,653.79  |            |                       |
| 28600      | Pship Claims Reserve Clearing | 8/9/16          | 319        | CDJ  | UNITED CORPORATION - JONES V UNIT    | 50,000.00  |            |                       |
| 28600      | Pship Claims Reserve Clearing | 8/12/16         | 321        | CDJ  | UNITED CORPORATION - JUNE & JULY 1   | 71,280.75  |            |                       |
| 28600      | Pship Claims Reserve Clearing | 8/30/16         | 322        | CDJ  | UNITED CORPORATION                   | 40.00      |            |                       |
| 28600      | Pship Claims Reserve Clearing | 10/7/16         | 326        | CDJ  | UNITED CORPORATION - PAID 9/30/16 A  | 60,904.49  |            |                       |
| 28600      | Pship Claims Reserve Clearing | 11/23/16        | 332        | CDJ  | UNITED CORPORATION - AP BALANCE /    | 27,124.12  |            |                       |
| 28600      | Pship Claims Reserve Clearing |                 |            |      | Change                               | 468,920.69 |            | 468,920.69            |
|            |                               | <b>12/31/16</b> |            |      | <b>Ending Balance</b>                |            |            | <b>468,920.69</b>     |
| 30000      | Common Stock                  | 1/1/16          |            |      | Beginning Balance                    |            |            | -200,000.00           |
|            |                               | <b>12/31/16</b> |            |      | <b>Ending Balance</b>                |            |            | <b>-200,000.00</b>    |
| 31000      | Additional Paid-In Capital    | 1/1/16          |            |      | Beginning Balance                    |            |            | -12,454,539.26        |
|            |                               | <b>12/31/16</b> |            |      | <b>Ending Balance</b>                |            |            | <b>-12,454,539.26</b> |
| 32000      | Less Cost of Treasury Stock   | 1/1/16          |            |      | Beginning Balance                    |            |            | 400,000.00            |
|            |                               | <b>12/31/16</b> |            |      | <b>Ending Balance</b>                |            |            | <b>400,000.00</b>     |
| 33000      | Dividend Distributions        | 1/1/16          |            |      | Beginning Balance                    |            |            |                       |
| 33000      | Dividend Distributions        | 4/1/16          | 300        | GENJ | YUSUF - 2015 PTR TAX DISTR           | 282,266.73 |            |                       |
| 33000      | Dividend Distributions        | 4/1/16          | 301        | GENJ | HAMED - 2015 PTR TAX DISTR           | 282,266.73 |            |                       |
| 33000      | Dividend Distributions        | 4/22/16         | JE22       | GENJ | LUTHERAN FAM RECOVERY REVERSE        |            | 1,246.21   |                       |
| 33000      | Dividend Distributions        |                 |            |      | Change                               | 564,533.46 | 1,246.21   | 563,287.25            |
|            |                               | <b>12/31/16</b> |            |      | <b>Ending Balance</b>                |            |            | <b>563,287.25</b>     |
| 39000      | Retained Earnings             | 1/1/16          |            |      | Beginning Balance                    |            |            | 2,339,523.52          |
|            |                               | <b>12/31/16</b> |            |      | <b>Ending Balance</b>                |            |            | <b>2,339,523.52</b>   |
| 60000      | Accounting Fees               | 1/1/16          |            |      | Beginning Balance                    |            |            |                       |
| 60000      | Accounting Fees               | 8/17/16         | 16-0817-01 | PJ   | SOURCE ACCOUNTING - 2015 PLAZA P     | 1,550.00   |            |                       |
| 60000      | Accounting Fees               |                 |            |      | Change                               | 1,550.00   |            | 1,550.00              |
|            |                               | <b>12/31/16</b> |            |      | <b>Ending Balance</b>                |            |            | <b>1,550.00</b>       |
| 60800      | Bank Charges                  | 1/1/16          |            |      | Beginning Balance                    |            |            |                       |
| 60800      | Bank Charges                  | 1/31/16         | JE31       | GENJ | BANCO 9075 SVC FEE                   | 20.00      |            |                       |
| 60800      | Bank Charges                  | 2/29/16         | JE29       | GENJ | BANCO 9075 SVC FEE                   | 20.00      |            |                       |
| 60800      | Bank Charges                  | 3/31/16         | JE31       | GENJ | BANCO 9075 SVC CHARGE                | 20.00      |            |                       |
| 60800      | Bank Charges                  | 4/30/16         | JE30       | GENJ | BANCO 9075 SVC CHARGE                | 20.00      |            |                       |
| 60800      | Bank Charges                  | 5/31/16         | JE31       | GENJ | SVC CHARGES                          | 20.00      |            |                       |
| 60800      | Bank Charges                  | 6/30/16         | JE30       | GENJ | SVC CHARGES                          | 20.00      |            |                       |
| 60800      | Bank Charges                  | 7/31/16         | JE31       | GENJ | BANCO 9075 SVC FEE                   | 20.00      |            |                       |
| 60800      | Bank Charges                  | 8/31/16         | JE31       | GENJ | STD MONTHLY BK FEE                   | 20.00      |            |                       |
| 60800      | Bank Charges                  | 9/30/16         | JE30       | GENJ | STD MONTHLY BANK FEE                 | 20.00      |            |                       |
| 60800      | Bank Charges                  | 10/31/16        | JE30       | GENJ | SVC CHARGES                          | 20.00      |            |                       |
| 60800      | Bank Charges                  | 11/30/16        | JE30       | GENJ | BANCO SVC CHG                        | 20.00      |            |                       |
| 60800      | Bank Charges                  | 12/31/16        | JE31       | GENJ | BANCO FEE                            | 20.00      |            |                       |
| 60800      | Bank Charges                  |                 |            |      | Change                               | 240.00     |            | 240.00                |
|            |                               | <b>12/31/16</b> |            |      | <b>Ending Balance</b>                |            |            | <b>240.00</b>         |
| 61300      | Contract Labor Expense        | 1/1/16          |            |      | Beginning Balance                    |            |            |                       |
| 61300      | Contract Labor Expense        | 6/8/16          | 5          | PJ   | EDGAR D. ROSS - JAN 5 - JUN 6, 2016  | 36,200.00  |            |                       |
| 61300      | Contract Labor Expense        | 10/31/16        | 2016-01    | PJ   | LEWIS CONSULTING LLC - NEGOTIATE     | 3,800.00   |            |                       |
| 61300      | Contract Labor Expense        | 11/30/16        | 2016-02    | PJ   | LEWIS CONSULTING LLC - VIESA CONS    | 5,000.00   |            |                       |
| 61300      | Contract Labor Expense        |                 |            |      | Change                               | 45,000.00  |            | 45,000.00             |
|            |                               | <b>12/31/16</b> |            |      | <b>Ending Balance</b>                |            |            | <b>45,000.00</b>      |
| 63000      | Insurance - Emp Health        | 1/1/16          |            |      | Beginning Balance                    |            |            |                       |
| 63000      | Insurance - Emp Health        | 8/30/16         | 323        | CDJ  | LINDA ESPRIT - SETTLE MASA DEDUCT    | 397.61     |            |                       |
| 63000      | Insurance - Emp Health        |                 |            |      | Change                               | 397.61     |            | 397.61                |
|            |                               | <b>12/31/16</b> |            |      | <b>Ending Balance</b>                |            |            | <b>397.61</b>         |
| 63200      | Insurance - Gen Liability     | 1/1/16          |            |      | Beginning Balance                    |            |            |                       |
| 63200      | Insurance - Gen Liability     | 1/28/16         | JE28       | GENJ | EXPENSE NOMINAL PREPAID INSUR RE     | 0.40       |            |                       |
| 63200      | Insurance - Gen Liability     |                 |            |      | Change                               | 0.40       |            | 0.40                  |
|            |                               | <b>12/31/16</b> |            |      | <b>Ending Balance</b>                |            |            | <b>0.40</b>           |

| Account ID | Account Description          | Date            | Reference  | Jrnl | Trans Description                  | Debit Amt | Credit Amt | Balance          |
|------------|------------------------------|-----------------|------------|------|------------------------------------|-----------|------------|------------------|
| 64500      | Legal Fees Expense           | 1/1/16          |            |      | Beginning Balance                  |           |            |                  |
| 64500      | Legal Fees Expense           | 1/1/16          | 1932       | PJ   | BECKSTEDT & ASSOCIATES - HIPPOLY   | 135.00    |            |                  |
| 64500      | Legal Fees Expense           | 1/1/16          | 1934       | PJ   | BECKSTEDT & ASSOCIATES - SANTIAGI  | 112.50    |            |                  |
| 64500      | Legal Fees Expense           | 1/1/16          | 1935       | PJ   | BECKSTEDT & ASSOCIATES - HIPPOLY   | 22.50     |            |                  |
| 64500      | Legal Fees Expense           | 1/1/16          | 1936       | PJ   | BECKSTEDT & ASSOCIATES - JONES, JI | 1,745.00  |            |                  |
| 64500      | Legal Fees Expense           | 1/1/16          | 1937       | PJ   | BECKSTEDT & ASSOCIATES - MATTHEV   | 82.00     |            |                  |
| 64500      | Legal Fees Expense           | 1/1/16          | 1763       | PJ   | BECKSTEDT & ASSOCIATES - MATTHEV   | 400.00    |            |                  |
| 64500      | Legal Fees Expense           | 1/1/16          | 1762       | PJ   | BECKSTEDT & ASSOCIATES - JONES, JI | 1,095.00  |            |                  |
| 64500      | Legal Fees Expense           | 1/1/16          | 1761       | PJ   | BECKSTEDT & ASSOCIATES - HIPPOLY   | 2,890.00  |            |                  |
| 64500      | Legal Fees Expense           | 1/1/16          | 1759       | PJ   | BECKSTEDT & ASSOCIATES - SANTIAGI  | 10,855.00 |            |                  |
| 64500      | Legal Fees Expense           | 2/4/16          | 1956       | PJ   | BECKSTEDT & ASSOCIATES - SANTIAGI  | 1,552.50  |            |                  |
| 64500      | Legal Fees Expense           | 2/4/16          | 1957       | PJ   | BECKSTEDT & ASSOCIATES - JONES, JI | 2,518.50  |            |                  |
| 64500      | Legal Fees Expense           | 3/1/16          | 1976       | PJ   | BECKSTEDT & ASSOCIATES - SANTIAGI  | 11,175.00 |            |                  |
| 64500      | Legal Fees Expense           | 3/1/16          | 1977       | PJ   | BECKSTEDT & ASSOCIATES - JONES, JI | 6,228.00  |            |                  |
| 64500      | Legal Fees Expense           | 3/1/16          | 167848     | PJ   | DUDLEY TOPPER AND FEUERZEIG LL -   | 3,280.00  |            |                  |
| 64500      | Legal Fees Expense           | 3/1/16          | 168038     | PJ   | DUDLEY TOPPER AND FEUERZEIG LL -   | 6,400.00  |            |                  |
| 64500      | Legal Fees Expense           | 4/1/16          | 2010       | PJ   | BECKSTEDT & ASSOCIATES - U/JONES,  | 1,215.00  |            |                  |
| 64500      | Legal Fees Expense           | 4/1/16          | 2008       | PJ   | BECKSTEDT & ASSOCIATES - U/SANTIA  | 900.00    |            |                  |
| 64500      | Legal Fees Expense           | 4/1/16          | 2006       | PJ   | BECKSTEDT & ASSOCIATES - U/GENER   | 275.00    |            |                  |
| 64500      | Legal Fees Expense           | 4/22/16         | 2046       | PJ   | BECKSTEDT & ASSOCIATES - U/SANTIA  | 3,300.00  |            |                  |
| 64500      | Legal Fees Expense           | 4/22/16         | 2048       | PJ   | BECKSTEDT & ASSOCIATES - Y/JONES,  | 330.00    |            |                  |
| 64500      | Legal Fees Expense           | 6/4/16          | 2093       | PJ   | BECKSTEDT & ASSOCIATES - U/SANTIA  | 925.00    |            |                  |
| 64500      | Legal Fees Expense           | 6/4/16          | 2095       | PJ   | BECKSTEDT & ASSOCIATES - U/JONES,  | 315.50    |            |                  |
| 64500      | Legal Fees Expense           | 7/8/16          | 2127       | PJ   | BECKSTEDT & ASSOCIATES - U/SANTIA  | 8,496.30  |            |                  |
| 64500      | Legal Fees Expense           | 7/8/16          | 2129       | PJ   | BECKSTEDT & ASSOCIATES - U/JONES,  | 395.00    |            |                  |
| 64500      | Legal Fees Expense           | 7/8/16          | 2130       | PJ   | BECKSTEDT & ASSOCIATES - U/VELASC  | 100.00    |            |                  |
| 64500      | Legal Fees Expense           | 7/30/16         | 2159       | PJ   | BECKSTEDT & ASSOCIATES - U/SANTIA  | 75.00     |            |                  |
| 64500      | Legal Fees Expense           | 7/30/16         | 2160       | PJ   | BECKSTEDT & ASSOCIATES - U/JONES,  | 2,352.50  |            |                  |
| 64500      | Legal Fees Expense           | 9/8/16          | 2193       | PJ   | BECKSTEDT & ASSOCIATES - U/JONES,  | 495.00    |            |                  |
| 64500      | Legal Fees Expense           | 11/3/16         | 2258       | PJ   | BECKSTEDT & ASSOCIATES - U/SANTIA  | 1,192.50  |            |                  |
| 64500      | Legal Fees Expense           | 12/4/16         | 2276       | PJ   | BECKSTEDT & ASSOCIATES - U/SANTIA  | 1,437.50  |            |                  |
| 64500      | Legal Fees Expense           |                 |            |      | Change                             | 70,295.30 |            | 70,295.30        |
|            |                              | <b>12/31/16</b> |            |      | <b>Ending Balance</b>              |           |            | <b>70,295.30</b> |
| 66400      | Rent Expense - Other         | 1/1/16          |            |      | Beginning Balance                  |           |            |                  |
| 66400      | Rent Expense - Other         | 1/5/16          | 284        | GENJ | TOPA PROPERTIES (JAN RENT)         | 733.33    |            |                  |
| 66400      | Rent Expense - Other         | 2/8/16          | CRA294     | GENJ | TOPA PROPERTIES (PSHIP DOC STORA   | 733.33    |            |                  |
| 66400      | Rent Expense - Other         | 3/9/16          | 295        | GENJ | TOPA PROPERTIES MAR 2016 RENT      | 733.33    |            |                  |
| 66400      | Rent Expense - Other         | 3/9/16          | 296        | GENJ | TOPA PROPERTIES APR 2016 RENT      | 733.33    |            |                  |
| 66400      | Rent Expense - Other         | 5/11/16         | 306        | GENJ | TOPA PROPERTIES - DOC WHSE (MAY)   | 733.33    |            |                  |
| 66400      | Rent Expense - Other         | 6/1/16          | 16-0601    | PJ   | TOPA PROPERTIES - STORAGE UNIT FC  | 765.61    |            |                  |
| 66400      | Rent Expense - Other         | 6/1/16          | 16-0701    | PJ   | TOPA PROPERTIES - JULY STORAGE IN  | 741.40    |            |                  |
| 66400      | Rent Expense - Other         | 8/1/16          | 16-0801-01 | PJ   | TOPA PROPERTIES - August Rent      | 741.40    |            |                  |
| 66400      | Rent Expense - Other         | 9/1/16          | 16-0901-01 | PJ   | TOPA PROPERTIES - SEPTEMBER REN    | 741.40    |            |                  |
| 66400      | Rent Expense - Other         | 10/1/16         | 16-1001-01 | PJ   | TOPA PROPERTIES - OCTOBER RENT     | 741.40    |            |                  |
| 66400      | Rent Expense - Other         | 11/1/16         | 16-1101-01 | PJ   | TOPA PROPERTIES - NOV RENT         | 741.40    |            |                  |
| 66400      | Rent Expense - Other         | 12/1/16         | 16-1201-01 | PJ   | TOPA PROPERTIES - DEC RENT         | 741.40    |            |                  |
| 66400      | Rent Expense - Other         |                 |            |      | Change                             | 8,880.66  |            | 8,880.66         |
|            |                              | <b>12/31/16</b> |            |      | <b>Ending Balance</b>              |           |            | <b>8,880.66</b>  |
| 67400      | Taxes - Empr FUTA Expense    | 1/1/16          |            |      | Beginning Balance                  |           |            |                  |
| 67400      | Taxes - Empr FUTA Expense    | 5/11/16         | SJ11       | GENJ | IRS REFUND RE 2012 FORM 940        |           | 9,935.49   |                  |
| 67400      | Taxes - Empr FUTA Expense    |                 |            |      | Change                             |           | 9,935.49   | -9,935.49        |
|            |                              | <b>12/31/16</b> |            |      | <b>Ending Balance</b>              |           |            | <b>-9,935.49</b> |
| 67500      | Taxes - Empr VI Unemp        | 1/1/16          |            |      | Beginning Balance                  |           |            |                  |
| 67500      | Taxes - Empr VI Unemp        | 6/10/16         | 313        | CDJ  | V.I. EMPLOYMENT SECURITY AGENC - \ | 12,082.65 |            |                  |
| 67500      | Taxes - Empr VI Unemp        | 6/10/16         | 314        | CDJ  | V.I. EMPLOYMENT SECURITY AGENC - \ | 240.00    |            |                  |
| 67500      | Taxes - Empr VI Unemp        | 6/10/16         | 315        | CDJ  | V.I. EMPLOYMENT SECURITY AGENC - \ | 725.00    |            |                  |
| 67500      | Taxes - Empr VI Unemp        | 10/27/16        | 16-1027-01 | PJ   | V.I. EMPLOYMENT SECURITY AGENC - F | 1,273.38  |            |                  |
| 67500      | Taxes - Empr VI Unemp        | 11/30/16        | 16-1130    | PJ   | V.I. EMPLOYMENT SECURITY AGENC - ( | 24,930.39 |            |                  |
| 67500      | Taxes - Empr VI Unemp        |                 |            |      | Change                             | 39,251.42 |            | 39,251.42        |
|            |                              | <b>12/31/16</b> |            |      | <b>Ending Balance</b>              |           |            | <b>39,251.42</b> |
| 80000      | Other Income (Expense)       | 1/1/16          |            |      | Beginning Balance                  |           |            |                  |
| 80000      | Other Income (Expense)       | 9/30/16         | JE30       | GENJ | VOID CK 227 THAT GALLOW'S BAY BAK  |           | 65.72      |                  |
| 80000      | Other Income (Expense)       | 12/31/16        | JE31       | GENJ | CLR STALE DATED CHECKS IN CLOSED   |           | 4,846.12   |                  |
| 80000      | Other Income (Expense)       |                 |            |      | Change                             |           | 4,911.84   | -4,911.84        |
|            |                              | <b>12/31/16</b> |            |      | <b>Ending Balance</b>              |           |            | <b>-4,911.84</b> |
| 80100      | Interest Income - Taxable    | 1/1/16          |            |      | Beginning Balance                  |           |            |                  |
| 80100      | Interest Income - Taxable    | 5/11/16         | SJ11       | GENJ | IRS REFUND RE 2012 FORM 940        |           | 249.05     |                  |
| 80100      | Interest Income - Taxable    |                 |            |      | Change                             |           | 249.05     | -249.05          |
|            |                              | <b>12/31/16</b> |            |      | <b>Ending Balance</b>              |           |            | <b>-249.05</b>   |
| 80150      | Interest Income - Nontaxable | 1/1/16          |            |      | Beginning Balance                  |           |            |                  |
| 80150      | Interest Income - Nontaxable | 1/31/16         | SJE03      | GENJ | POST BPPR NET MONTHLY ACTIVITY     |           | 20,000.00  |                  |
| 80150      | Interest Income - Nontaxable | 2/1/16          | SJE03      | GENJ | POST BPPR NET MONTHLY ACTIVITY     | 20,000.00 |            |                  |
| 80150      | Interest Income - Nontaxable | 2/29/16         | SJE03      | GENJ | POST BPPR NET MONTHLY ACTIVITY     |           | 36,250.00  |                  |
| 80150      | Interest Income - Nontaxable | 3/1/16          | SJE03      | GENJ | POST BPPR NET MONTHLY ACTIVITY     | 36,250.00 |            |                  |
| 80150      | Interest Income - Nontaxable | 3/31/16         | SJE03      | GENJ | POST BPPR NET MONTHLY ACTIVITY     |           | 43,343.75  |                  |
| 80150      | Interest Income - Nontaxable | 4/1/16          | SJE03      | GENJ | POST BPPR NET MONTHLY ACTIVITY     | 43,343.75 |            |                  |
| 80150      | Interest Income - Nontaxable | 4/30/16         | SJE03      | GENJ | POST BPPR NET MONTHLY ACTIVITY     |           | 48,968.75  |                  |
| 80150      | Interest Income - Nontaxable | 5/1/16          | SJE03      | GENJ | POST BPPR NET MONTHLY ACTIVITY     | 48,968.75 |            |                  |
| 80150      | Interest Income - Nontaxable | 5/31/16         | SJE103     | GENJ | POST BPPR NET MONTHLY ACTIVITY     |           | 65,218.75  |                  |

| Account ID | Account Description           | Date            | Reference | Jrnl | Trans Description              | Debit Amt  | Credit Amt   | Balance            |
|------------|-------------------------------|-----------------|-----------|------|--------------------------------|------------|--------------|--------------------|
| 80150      | Interest Income - Nontaxable  | 6/1/16          | SJE103    | GENJ | POST BPPR NET MONTHLY ACTIVITY | 65,218.75  |              |                    |
| 80150      | Interest Income - Nontaxable  | 6/30/16         | SJE103    | GENJ | POST BPPR NET MONTHLY ACTIVITY |            | 88,968.75    |                    |
| 80150      | Interest Income - Nontaxable  | 7/1/16          | SJE103    | GENJ | POST BPPR NET MONTHLY ACTIVITY | 88,968.75  |              |                    |
| 80150      | Interest Income - Nontaxable  | 7/31/16         | XJE103    | GENJ | POST BPPR NET MONTHLY ACTIVITY |            | 103,343.75   |                    |
| 80150      | Interest Income - Nontaxable  | 8/1/16          | XJE103    | GENJ | POST BPPR NET MONTHLY ACTIVITY | 103,343.75 |              |                    |
| 80150      | Interest Income - Nontaxable  | 8/31/16         | XJE103    | GENJ | POST BPPR NET MONTHLY ACTIVITY |            | 122,687.50   |                    |
| 80150      | Interest Income - Nontaxable  | 9/1/16          | XJE103    | GENJ | POST BPPR NET MONTHLY ACTIVITY | 122,687.50 |              |                    |
| 80150      | Interest Income - Nontaxable  | 9/30/16         | XJE103    | GENJ | POST BPPR NET MONTHLY ACTIVITY |            | 130,562.50   |                    |
| 80150      | Interest Income - Nontaxable  | 10/1/16         | XJE103    | GENJ | POST BPPR NET MONTHLY ACTIVITY | 130,562.50 |              |                    |
| 80150      | Interest Income - Nontaxable  | 10/31/16        | XJE103    | GENJ | POST BPPR NET MONTHLY ACTIVITY |            | 140,968.06   |                    |
| 80150      | Interest Income - Nontaxable  | 11/1/16         | XJE103    | GENJ | POST BPPR NET MONTHLY ACTIVITY | 140,968.06 |              |                    |
| 80150      | Interest Income - Nontaxable  | 11/30/16        | XJE103    | GENJ | POST BPPR NET MONTHLY ACTIVITY |            | 153,280.56   |                    |
| 80150      | Interest Income - Nontaxable  | 12/1/16         | XJE103    | GENJ | POST BPPR NET MONTHLY ACTIVITY | 153,280.56 |              |                    |
| 80150      | Interest Income - Nontaxable  | 12/31/16        | XJE103    | GENJ | POST BPPR NET MONTHLY ACTIVITY |            | 178,159.03   |                    |
| 80150      | Interest Income - Nontaxable  |                 |           |      | Change                         | 953,592.37 | 1,131,751.40 | -178,159.03        |
|            |                               | <b>12/31/16</b> |           |      | <b>Ending Balance</b>          |            |              | <b>-178,159.03</b> |
| 80200      | Dividend Income               | 1/1/16          |           |      | Beginning Balance              |            |              |                    |
| 80200      | Dividend Income               | 1/31/16         | SJE03     | GENJ | POST BPPR NET MONTHLY ACTIVITY |            | 1.15         |                    |
| 80200      | Dividend Income               | 2/1/16          | SJE03     | GENJ | POST BPPR NET MONTHLY ACTIVITY | 1.15       |              |                    |
| 80200      | Dividend Income               | 2/29/16         | SJE03     | GENJ | POST BPPR NET MONTHLY ACTIVITY |            | 2.31         |                    |
| 80200      | Dividend Income               | 3/1/16          | SJE03     | GENJ | POST BPPR NET MONTHLY ACTIVITY | 2.31       |              |                    |
| 80200      | Dividend Income               | 3/31/16         | SJE03     | GENJ | POST BPPR NET MONTHLY ACTIVITY |            | 18,399.44    |                    |
| 80200      | Dividend Income               | 4/1/16          | SJE03     | GENJ | POST BPPR NET MONTHLY ACTIVITY | 18,399.44  |              |                    |
| 80200      | Dividend Income               | 4/30/16         | SJE03     | GENJ | POST BPPR NET MONTHLY ACTIVITY |            | 18,400.86    |                    |
| 80200      | Dividend Income               | 5/1/16          | SJE03     | GENJ | POST BPPR NET MONTHLY ACTIVITY | 18,400.86  |              |                    |
| 80200      | Dividend Income               | 5/31/16         | SJE103    | GENJ | POST BPPR NET MONTHLY ACTIVITY |            | 18,402.37    |                    |
| 80200      | Dividend Income               | 6/1/16          | SJE103    | GENJ | POST BPPR NET MONTHLY ACTIVITY | 18,402.37  |              |                    |
| 80200      | Dividend Income               | 6/30/16         | SJE103    | GENJ | POST BPPR NET MONTHLY ACTIVITY |            | 42,096.21    |                    |
| 80200      | Dividend Income               | 7/1/16          | SJE103    | GENJ | POST BPPR NET MONTHLY ACTIVITY | 42,096.21  |              |                    |
| 80200      | Dividend Income               | 7/31/16         | XJE103    | GENJ | POST BPPR NET MONTHLY ACTIVITY |            | 42,097.99    |                    |
| 80200      | Dividend Income               | 8/1/16          | XJE103    | GENJ | POST BPPR NET MONTHLY ACTIVITY | 42,097.99  |              |                    |
| 80200      | Dividend Income               | 8/31/16         | XJE103    | GENJ | POST BPPR NET MONTHLY ACTIVITY |            | 42,100.90    |                    |
| 80200      | Dividend Income               | 9/1/16          | XJE103    | GENJ | POST BPPR NET MONTHLY ACTIVITY | 42,100.90  |              |                    |
| 80200      | Dividend Income               | 9/30/16         | XJE103    | GENJ | POST BPPR NET MONTHLY ACTIVITY |            | 55,973.10    |                    |
| 80200      | Dividend Income               | 10/1/16         | XJE103    | GENJ | POST BPPR NET MONTHLY ACTIVITY | 55,973.10  |              |                    |
| 80200      | Dividend Income               | 10/31/16        | XJE103    | GENJ | POST BPPR NET MONTHLY ACTIVITY |            | 55,974.25    |                    |
| 80200      | Dividend Income               | 11/1/16         | XJE103    | GENJ | POST BPPR NET MONTHLY ACTIVITY | 55,974.25  |              |                    |
| 80200      | Dividend Income               | 11/30/16        | XJE103    | GENJ | POST BPPR NET MONTHLY ACTIVITY |            | 55,975.77    |                    |
| 80200      | Dividend Income               | 12/1/16         | XJE103    | GENJ | POST BPPR NET MONTHLY ACTIVITY | 55,975.77  |              |                    |
| 80200      | Dividend Income               | 12/31/16        | XJE103    | GENJ | POST BPPR NET MONTHLY ACTIVITY |            | 82,308.09    |                    |
| 80200      | Dividend Income               |                 |           |      | Change                         | 349,424.35 | 431,732.44   | -82,308.09         |
|            |                               | <b>12/31/16</b> |           |      | <b>Ending Balance</b>          |            |              | <b>-82,308.09</b>  |
| 80800      | Broker & Account Mgt Fees     | 1/1/16          |           |      | Beginning Balance              |            |              |                    |
| 80800      | Broker & Account Mgt Fees     | 1/31/16         | SJE03     | GENJ | POST BPPR NET MONTHLY ACTIVITY | 12,774.99  |              |                    |
| 80800      | Broker & Account Mgt Fees     | 2/1/16          | SJE03     | GENJ | POST BPPR NET MONTHLY ACTIVITY |            | 12,774.99    |                    |
| 80800      | Broker & Account Mgt Fees     | 2/29/16         | SJE03     | GENJ | POST BPPR NET MONTHLY ACTIVITY | 12,774.99  |              |                    |
| 80800      | Broker & Account Mgt Fees     | 3/1/16          | SJE03     | GENJ | POST BPPR NET MONTHLY ACTIVITY |            | 12,774.99    |                    |
| 80800      | Broker & Account Mgt Fees     | 3/31/16         | SJE03     | GENJ | POST BPPR NET MONTHLY ACTIVITY | 12,774.99  |              |                    |
| 80800      | Broker & Account Mgt Fees     | 4/1/16          | SJE03     | GENJ | POST BPPR NET MONTHLY ACTIVITY |            | 12,774.99    |                    |
| 80800      | Broker & Account Mgt Fees     | 4/30/16         | SJE03     | GENJ | POST BPPR NET MONTHLY ACTIVITY | 25,734.04  |              |                    |
| 80800      | Broker & Account Mgt Fees     | 5/1/16          | SJE03     | GENJ | POST BPPR NET MONTHLY ACTIVITY |            | 25,734.04    |                    |
| 80800      | Broker & Account Mgt Fees     | 5/31/16         | SJE103    | GENJ | POST BPPR NET MONTHLY ACTIVITY | 25,734.04  |              |                    |
| 80800      | Broker & Account Mgt Fees     | 6/1/16          | SJE103    | GENJ | POST BPPR NET MONTHLY ACTIVITY |            | 25,734.04    |                    |
| 80800      | Broker & Account Mgt Fees     | 6/30/16         | SJE103    | GENJ | POST BPPR NET MONTHLY ACTIVITY | 25,734.04  |              |                    |
| 80800      | Broker & Account Mgt Fees     | 7/1/16          | SJE103    | GENJ | POST BPPR NET MONTHLY ACTIVITY |            | 25,734.04    |                    |
| 80800      | Broker & Account Mgt Fees     | 7/31/16         | XJE103    | GENJ | POST BPPR NET MONTHLY ACTIVITY | 39,031.37  |              |                    |
| 80800      | Broker & Account Mgt Fees     | 8/1/16          | XJE103    | GENJ | POST BPPR NET MONTHLY ACTIVITY |            | 39,031.37    |                    |
| 80800      | Broker & Account Mgt Fees     | 8/31/16         | XJE103    | GENJ | POST BPPR NET MONTHLY ACTIVITY | 39,031.37  |              |                    |
| 80800      | Broker & Account Mgt Fees     | 9/1/16          | XJE103    | GENJ | POST BPPR NET MONTHLY ACTIVITY |            | 39,031.37    |                    |
| 80800      | Broker & Account Mgt Fees     | 9/30/16         | XJE103    | GENJ | POST BPPR NET MONTHLY ACTIVITY | 39,031.37  |              |                    |
| 80800      | Broker & Account Mgt Fees     | 10/1/16         | XJE103    | GENJ | POST BPPR NET MONTHLY ACTIVITY |            | 39,031.37    |                    |
| 80800      | Broker & Account Mgt Fees     | 10/31/16        | XJE103    | GENJ | POST BPPR NET MONTHLY ACTIVITY | 52,571.43  |              |                    |
| 80800      | Broker & Account Mgt Fees     | 11/1/16         | XJE103    | GENJ | POST BPPR NET MONTHLY ACTIVITY |            | 52,571.43    |                    |
| 80800      | Broker & Account Mgt Fees     | 11/30/16        | XJE103    | GENJ | POST BPPR NET MONTHLY ACTIVITY | 52,571.43  |              |                    |
| 80800      | Broker & Account Mgt Fees     | 12/1/16         | XJE103    | GENJ | POST BPPR NET MONTHLY ACTIVITY |            | 52,571.43    |                    |
| 80800      | Broker & Account Mgt Fees     | 12/31/16        | XJE103    | GENJ | POST BPPR NET MONTHLY ACTIVITY | 52,571.43  |              |                    |
| 80800      | Broker & Account Mgt Fees     |                 |           |      | Change                         | 390,335.49 | 337,764.06   | 52,571.43          |
|            |                               | <b>12/31/16</b> |           |      | <b>Ending Balance</b>          |            |              | <b>52,571.43</b>   |
| 81100      | Proceeds from Securities Sold | 1/1/16          |           |      | Beginning Balance              |            |              |                    |
| 81100      | Proceeds from Securities Sold | 3/31/16         | SJE03     | GENJ | POST BPPR NET MONTHLY ACTIVITY |            | 248,088.50   |                    |
| 81100      | Proceeds from Securities Sold | 4/1/16          | SJE03     | GENJ | POST BPPR NET MONTHLY ACTIVITY | 248,088.50 |              |                    |
| 81100      | Proceeds from Securities Sold | 4/30/16         | SJE03     | GENJ | POST BPPR NET MONTHLY ACTIVITY |            | 248,088.50   |                    |
| 81100      | Proceeds from Securities Sold | 5/1/16          | SJE03     | GENJ | POST BPPR NET MONTHLY ACTIVITY | 248,088.50 |              |                    |
| 81100      | Proceeds from Securities Sold | 5/31/16         | SJE103    | GENJ | POST BPPR NET MONTHLY ACTIVITY |            | 248,088.50   |                    |
| 81100      | Proceeds from Securities Sold | 6/1/16          | SJE103    | GENJ | POST BPPR NET MONTHLY ACTIVITY | 248,088.50 |              |                    |
| 81100      | Proceeds from Securities Sold | 6/30/16         | SJE103    | GENJ | POST BPPR NET MONTHLY ACTIVITY |            | 248,088.50   |                    |
| 81100      | Proceeds from Securities Sold | 7/1/16          | SJE103    | GENJ | POST BPPR NET MONTHLY ACTIVITY | 248,088.50 |              |                    |
| 81100      | Proceeds from Securities Sold | 7/31/16         | XJE103    | GENJ | POST BPPR NET MONTHLY ACTIVITY |            | 248,088.50   |                    |
| 81100      | Proceeds from Securities Sold | 8/1/16          | XJE103    | GENJ | POST BPPR NET MONTHLY ACTIVITY | 248,088.50 |              |                    |

| Account ID | Account Description           | Date            | Reference | Jrnl | Trans Description              | Debit Amt    | Credit Amt   | Balance            |
|------------|-------------------------------|-----------------|-----------|------|--------------------------------|--------------|--------------|--------------------|
| 81100      | Proceeds from Securities Sold | 8/31/16         | XJE103    | GENJ | POST BPPR NET MONTHLY ACTIVITY |              | 497,483.00   |                    |
| 81100      | Proceeds from Securities Sold | 9/1/16          | XJE103    | GENJ | POST BPPR NET MONTHLY ACTIVITY | 497,483.00   |              |                    |
| 81100      | Proceeds from Securities Sold | 9/30/16         | XJE103    | GENJ | POST BPPR NET MONTHLY ACTIVITY |              | 497,483.00   |                    |
| 81100      | Proceeds from Securities Sold | 10/1/16         | XJE103    | GENJ | POST BPPR NET MONTHLY ACTIVITY | 497,483.00   |              |                    |
| 81100      | Proceeds from Securities Sold | 10/31/16        | XJE103    | GENJ | POST BPPR NET MONTHLY ACTIVITY |              | 497,483.00   |                    |
| 81100      | Proceeds from Securities Sold | 11/1/16         | XJE103    | GENJ | POST BPPR NET MONTHLY ACTIVITY | 497,483.00   |              |                    |
| 81100      | Proceeds from Securities Sold | 11/30/16        | XJE103    | GENJ | POST BPPR NET MONTHLY ACTIVITY |              | 675,818.00   |                    |
| 81100      | Proceeds from Securities Sold | 12/1/16         | XJE103    | GENJ | POST BPPR NET MONTHLY ACTIVITY | 675,818.00   |              |                    |
| 81100      | Proceeds from Securities Sold | 12/31/16        | XJE103    | GENJ | POST BPPR NET MONTHLY ACTIVITY |              | 817,845.72   |                    |
| 81100      | Proceeds from Securities Sold |                 |           |      | Change                         | 3,408,709.50 | 4,226,555.22 | -817,845.72        |
|            |                               | <b>12/31/16</b> |           |      | <b>Ending Balance</b>          |              |              | <b>-817,845.72</b> |
| 81200      | Cost of Securities Sold       | 1/1/16          |           |      | Beginning Balance              |              |              |                    |
| 81200      | Cost of Securities Sold       | 3/31/16         | SJE03     | GENJ | POST BPPR NET MONTHLY ACTIVITY | 243,377.86   |              |                    |
| 81200      | Cost of Securities Sold       | 4/1/16          | SJE03     | GENJ | POST BPPR NET MONTHLY ACTIVITY |              | 243,377.86   |                    |
| 81200      | Cost of Securities Sold       | 4/30/16         | SJE03     | GENJ | POST BPPR NET MONTHLY ACTIVITY | 243,377.86   |              |                    |
| 81200      | Cost of Securities Sold       | 5/1/16          | SJE03     | GENJ | POST BPPR NET MONTHLY ACTIVITY |              | 243,377.86   |                    |
| 81200      | Cost of Securities Sold       | 5/31/16         | SJE103    | GENJ | POST BPPR NET MONTHLY ACTIVITY | 243,377.86   |              |                    |
| 81200      | Cost of Securities Sold       | 6/1/16          | SJE103    | GENJ | POST BPPR NET MONTHLY ACTIVITY |              | 243,377.86   |                    |
| 81200      | Cost of Securities Sold       | 6/30/16         | SJE103    | GENJ | POST BPPR NET MONTHLY ACTIVITY | 243,377.86   |              |                    |
| 81200      | Cost of Securities Sold       | 7/1/16          | SJE103    | GENJ | POST BPPR NET MONTHLY ACTIVITY |              | 243,377.86   |                    |
| 81200      | Cost of Securities Sold       | 7/31/16         | XJE103    | GENJ | POST BPPR NET MONTHLY ACTIVITY | 243,377.86   |              |                    |
| 81200      | Cost of Securities Sold       | 8/1/16          | XJE103    | GENJ | POST BPPR NET MONTHLY ACTIVITY |              | 243,377.86   |                    |
| 81200      | Cost of Securities Sold       | 8/31/16         | XJE103    | GENJ | POST BPPR NET MONTHLY ACTIVITY | 479,020.37   |              |                    |
| 81200      | Cost of Securities Sold       | 9/1/16          | XJE103    | GENJ | POST BPPR NET MONTHLY ACTIVITY |              | 479,020.37   |                    |
| 81200      | Cost of Securities Sold       | 9/30/16         | XJE103    | GENJ | POST BPPR NET MONTHLY ACTIVITY | 479,020.37   |              |                    |
| 81200      | Cost of Securities Sold       | 10/1/16         | XJE103    | GENJ | POST BPPR NET MONTHLY ACTIVITY |              | 479,020.37   |                    |
| 81200      | Cost of Securities Sold       | 10/31/16        | XJE103    | GENJ | POST BPPR NET MONTHLY ACTIVITY | 479,020.37   |              |                    |
| 81200      | Cost of Securities Sold       | 11/1/16         | XJE103    | GENJ | POST BPPR NET MONTHLY ACTIVITY |              | 479,020.37   |                    |
| 81200      | Cost of Securities Sold       | 11/30/16        | XJE103    | GENJ | POST BPPR NET MONTHLY ACTIVITY | 666,530.68   |              |                    |
| 81200      | Cost of Securities Sold       | 12/1/16         | XJE103    | GENJ | POST BPPR NET MONTHLY ACTIVITY |              | 666,530.68   |                    |
| 81200      | Cost of Securities Sold       | 12/31/16        | XJE103    | GENJ | POST BPPR NET MONTHLY ACTIVITY | 824,167.34   |              |                    |
| 81200      | Cost of Securities Sold       |                 |           |      | Change                         | 4,144,648.43 | 3,320,481.09 | 824,167.34         |
|            |                               | <b>12/31/16</b> |           |      | <b>Ending Balance</b>          |              |              | <b>824,167.34</b>  |
| 81300      | Basis Adj's Securities Sold   | 1/1/16          |           |      | Beginning Balance              |              |              |                    |
| 81300      | Basis Adj's Securities Sold   | 1/31/16         | SJE03     | GENJ | POST BPPR NET MONTHLY ACTIVITY | 5,302.15     |              |                    |
| 81300      | Basis Adj's Securities Sold   | 2/1/16          | SJE03     | GENJ | POST BPPR NET MONTHLY ACTIVITY |              | 5,302.15     |                    |
| 81300      | Basis Adj's Securities Sold   | 2/29/16         | SJE03     | GENJ | POST BPPR NET MONTHLY ACTIVITY | 10,982.84    |              |                    |
| 81300      | Basis Adj's Securities Sold   | 3/1/16          | SJE03     | GENJ | POST BPPR NET MONTHLY ACTIVITY |              | 10,982.84    |                    |
| 81300      | Basis Adj's Securities Sold   | 3/31/16         | SJE03     | GENJ | POST BPPR NET MONTHLY ACTIVITY | 16,096.15    |              |                    |
| 81300      | Basis Adj's Securities Sold   | 4/1/16          | SJE03     | GENJ | POST BPPR NET MONTHLY ACTIVITY |              | 16,096.15    |                    |
| 81300      | Basis Adj's Securities Sold   | 4/30/16         | SJE03     | GENJ | POST BPPR NET MONTHLY ACTIVITY | 21,073.66    |              |                    |
| 81300      | Basis Adj's Securities Sold   | 5/1/16          | SJE03     | GENJ | POST BPPR NET MONTHLY ACTIVITY |              | 21,073.66    |                    |
| 81300      | Basis Adj's Securities Sold   | 5/31/16         | SJE103    | GENJ | POST BPPR NET MONTHLY ACTIVITY | 26,402.80    |              |                    |
| 81300      | Basis Adj's Securities Sold   | 6/1/16          | SJE103    | GENJ | POST BPPR NET MONTHLY ACTIVITY |              | 26,402.80    |                    |
| 81300      | Basis Adj's Securities Sold   | 6/30/16         | SJE103    | GENJ | POST BPPR NET MONTHLY ACTIVITY | 31,582.44    |              |                    |
| 81300      | Basis Adj's Securities Sold   | 7/1/16          | SJE103    | GENJ | POST BPPR NET MONTHLY ACTIVITY |              | 31,582.44    |                    |
| 81300      | Basis Adj's Securities Sold   | 7/31/16         | XJE103    | GENJ | POST BPPR NET MONTHLY ACTIVITY | 36,599.70    |              |                    |
| 81300      | Basis Adj's Securities Sold   | 8/1/16          | XJE103    | GENJ | POST BPPR NET MONTHLY ACTIVITY |              | 36,599.70    |                    |
| 81300      | Basis Adj's Securities Sold   | 8/31/16         | XJE103    | GENJ | POST BPPR NET MONTHLY ACTIVITY | 44,669.66    |              |                    |
| 81300      | Basis Adj's Securities Sold   | 9/1/16          | XJE103    | GENJ | POST BPPR NET MONTHLY ACTIVITY |              | 44,669.66    |                    |
| 81300      | Basis Adj's Securities Sold   | 9/30/16         | XJE103    | GENJ | POST BPPR NET MONTHLY ACTIVITY | 50,236.38    |              |                    |
| 81300      | Basis Adj's Securities Sold   | 10/1/16         | XJE103    | GENJ | POST BPPR NET MONTHLY ACTIVITY |              | 50,236.38    |                    |
| 81300      | Basis Adj's Securities Sold   | 10/31/16        | XJE103    | GENJ | POST BPPR NET MONTHLY ACTIVITY | 55,811.00    |              |                    |
| 81300      | Basis Adj's Securities Sold   | 11/1/16         | XJE103    | GENJ | POST BPPR NET MONTHLY ACTIVITY |              | 55,811.00    |                    |
| 81300      | Basis Adj's Securities Sold   | 11/30/16        | XJE103    | GENJ | POST BPPR NET MONTHLY ACTIVITY | 61,272.96    |              |                    |
| 81300      | Basis Adj's Securities Sold   | 12/1/16         | XJE103    | GENJ | POST BPPR NET MONTHLY ACTIVITY |              | 61,272.96    |                    |
| 81300      | Basis Adj's Securities Sold   | 12/31/16        | XJE103    | GENJ | POST BPPR NET MONTHLY ACTIVITY | 66,569.15    |              |                    |
| 81300      | Basis Adj's Securities Sold   |                 |           |      | Change                         | 426,598.89   | 360,029.74   | 66,569.15          |
|            |                               | <b>12/31/16</b> |           |      | <b>Ending Balance</b>          |              |              | <b>66,569.15</b>   |
| 83100      | ST Cap Gain Distrib's - BPPR  | 1/1/16          |           |      | Beginning Balance              |              |              |                    |
| 83100      | ST Cap Gain Distrib's - BPPR  | 12/31/16        | XJE103    | GENJ | POST BPPR NET MONTHLY ACTIVITY |              | 208.97       |                    |
| 83100      | ST Cap Gain Distrib's - BPPR  |                 |           |      | Change                         |              | 208.97       | -208.97            |
|            |                               | <b>12/31/16</b> |           |      | <b>Ending Balance</b>          |              |              | <b>-208.97</b>     |
| 83200      | LT Cap Gain Distrib's - BPPR  | 1/1/16          |           |      | Beginning Balance              |              |              |                    |
| 83200      | LT Cap Gain Distrib's - BPPR  | 12/31/16        | XJE103    | GENJ | POST BPPR NET MONTHLY ACTIVITY |              | 12,398.10    |                    |
| 83200      | LT Cap Gain Distrib's - BPPR  |                 |           |      | Change                         |              | 12,398.10    | -12,398.10         |
|            |                               | <b>12/31/16</b> |           |      | <b>Ending Balance</b>          |              |              | <b>-12,398.10</b>  |